

# Luxxi 500



(I)

Sospensione con riflettore decorativo  $\varnothing$  500 mm in polycarbonato, per illuminazione di supermercati, magazzini, centri commerciali, negozi, vetrine, grandi superfici.

Disponibile con:

**Vano componenti IP55** stampato in pressofusione di alluminio, verniciato con polvere termoindurente poliestere resistente alla corrosione ed agli agenti atmosferici ;

**Riflettore** in acrilico trasparente prismaticizzato all'interno e liscio all'esterno  $\varnothing$  500 mm;

**Diffusore** di protezione fornito di serie su modelli con lampada a scarica.

**Equipaggiamento** composto da una piastra portacablaggio con catenella di sicurezza, facilmente asportabile per una semplice manutenzione;

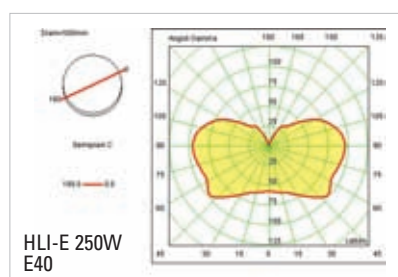
**Pressacavo:** M20 IP68 antistrappo.

(GB)

Adequate for lighting factories, supermarkets, warehouses, shops, shop windows and large areas in general.

Decorative high bay available with: **IP65** wiring box: die cast aluminium with wings for greater heat dissipation, painted with polyester powder paint, with high resistance to atmospheric agents and corrosion; **IP23** wiring box: die cast aluminium, painted with polyester powder paint, with high resistance to atmospheric agents and corrosion.

**Reflector** and protection **diffuser**: acrylic, transparent, 500 mm diameter. **Equipment**: easily removable wired control gear unit for easy maintenance, built in galvanized eyelet for ceiling fixing, tear proof M20 IP68 cable gland.



## Riflettore - Reflector




| Colore<br>Colour  | pcs<br>pcs | pcs pallets<br>pcs pallets | dm <sup>3</sup><br>dm <sup>3</sup> | kg<br>kg |             |
|---|------------|----------------------------|------------------------------------|----------|-------------|
|  $\varnothing$ 500mm | 005        | 40                         | -                                  | -        | 800004.0101 |

## Diffusore - Diffuser



| Colore<br>Colour  | pcs<br>pcs | pcs pallets<br>pcs pallets | dm <sup>3</sup><br>dm <sup>3</sup> | kg<br>kg |             |
|---|------------|----------------------------|------------------------------------|----------|-------------|
|  $\varnothing$ 500mm | 005        | 75                         | -                                  | -        | 800007.0101 |

230V - 50 Hz



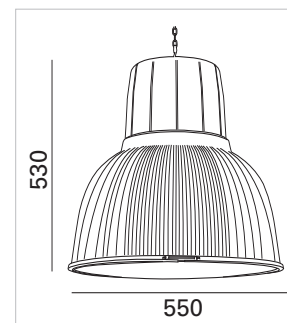
IP55

**Come ordinare:**

ordinare il singolo componente con il codice corrispondente.

**How to order:**

Order the individual component with the corresponding code.

**WIRING BOX - WIRING BOX**

ø500 x h530mm

| Colore | W   | Lampada    | W tot | A    | pcs | pcs pallets | dm <sup>3</sup> | kg   |     | CN            |
|--------|-----|------------|-------|------|-----|-------------|-----------------|------|-----|---------------|
| Colour | W   | Lamp       | W tot | A    | pcs | pcs pallets | dm <sup>3</sup> | kg   |     | CN            |
|        | 250 | NA-E/HLI-E | 270   | 3    | 001 | 72          | 136             | 8,42 | E40 | ● 800085.0101 |
|        | 250 | HLI-EP     | 267   | 2.15 | 001 | 72          | 136             | 7,00 | E40 | ● 800095.0101 |
|        | 250 | NA-E/HLI-E | 270   | 3    | 001 | 72          | 136             | 8,42 | E40 | ● 800086.0101 |
|        | 250 | HLI-EP     | 267   | 2.15 | 001 | 72          | 136             | 7,00 | E40 | ● 800096.0101 |

**Lampada - Lamp**

| Codice/Code | Type         | W   | A    |     | lm    | mm<br>Ø L | pcs | RA | Operating position |
|-------------|--------------|-----|------|-----|-------|-----------|-----|----|--------------------|
| 500780.0101 | HLI-E 250W/D | 250 | 3,00 | E40 | 19000 | 90 226    | 12  | 90 | univ.              |
| 500726.0101 | HLI-EP 250W  | 250 | 2,15 | E40 | 20000 | 90 210    | 12  | 65 | h15                |
| 520040.0101 | NA-E 250 W   | 250 | 3,00 | E40 | 25000 | 90 226    | 12  | 20 | univ.              |

● ARTICOLI CHE, SE NON DISPONIBILI A MAGAZZINO, POSSONO RICHIEDERE FINO A 90 GIORNI PER LA CONSEGNA.  
FOR ARTICLES WHICH ARE NOT IN STOCK DELIVERY TIME CAN BE UP TO 90 DAYS.