Informazioni
IMPORTANTI
Very important
INFORMATION

Condizioni generali di vendita
General sales conditions

Sommario - *Summary*



MyWay Bluetooth
Pag. 210



Dimmer DALI2 PUSH
Sistema centralizzato
Pag. 215 - 217


Syros R-C-S
recessed, ceiling, suspended
Pag. 218


Patmos Lens R-C-S
recessed, ceiling, suspended
Pag. 225


Egeo R-C-S
recessed, ceiling, suspended
Pag. 229



Zante R-C-S
recessed, ceiling, suspended
Pag. 232



Milo backlit R-C-S
recessed, ceiling
Pag.236


Itaca R-C-S
recessed, ceiling, suspended
Pag. 240


Itaca doghe speciali
recessed, ceiling
Pag. 246



Mercedes R-C-S
recessed, ceiling, suspended
Pag. 248



Mercedes Floor up & down
floor
Pag. 256



Zante Floor up & down
floor
Pag. 258



LED Bronzo floor Up & Down
floor
Pag. 260



Giorgia
floor
Pag. 262


Unica S-C
ceiling, suspended
Pag. 264



Syros Slim S-C
ceiling, suspended
Pag. 266

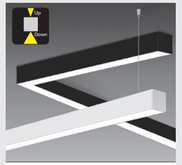

Sky system S-C
ceiling, suspended
Pag. 275


Sky box W
wall
Pag. 288



Infinity
ceiling, suspended
Pag. 288



Aria Ultra-thin
recessed
Pag. 296



Ferma
recessed
Pag. 298



Cielo QR
recessed
Pag. 300



Cielo RR - Cielo 3RR
recessed
Pag.302



Beautylight
recessed
Pag. 304



Gloria RR
recessed
Pag. 306



Gloria QR
recessed
Pag. 308


Gessi incasso
recessed
Pag. 310


Imperceptible
recessed
Pag. 314



Aqua
recessed
Pag. 322



Life 150 - Life
recessed
Pag. 327



Marian
recessed
Pag. 333


Equal Serie
recessed, ceiling, wall,
Pag. 334



Ardito
recessed
Pag. 340


Bazar Serie
recessed
Pag. 342



Regina recessed
recessed
Pag. 344



Otto
recessed
Pag. 346



Nove
recessed
Pag. 348


Trim R Opal
recessed
Pag. 350


Trim 50 R Opal
recessed
Pag. 350


Syros Slim system R
recessed
Pag. 354

Creta R 600-1200
recessed
Pag. 358

Rodi R-S
recessed, suspended
Pag. 360

Picasso 48V
Track light
Pag. 362

Mirò 48V
Track light
Pag. 365

Fontana - Botero
Track light
Pag. 367

Gilbert & George - Rotella
Track light
Pag. 370

Burri
Track light, suspended
Pag. 371

Track light 48V
ceiling, suspended, recessed
Pag. 372

Informazioni
IMPORTANTI
Very important
INFORMATION

Condizioni generali di vendita
General sales conditions

Sommario - *Summary*



LED Estensione - cable light
suspended ,ceiling , wall
Pag. 386


Quadro Trifase
track light
Pag. 392


Quadro S
suspended
Pag. 394



Museum
Track light
Pag. 395


Primadonna trifase
Track light
Pag. 397



Primadonna trifase RGBW
Track light
Pag. 399



Regina 3 CCT trifase
Track light
Pag. 400


Primavera trifase
track light
Pag. 402


Shop windows Trifase
track light
Pag. 404



Infinity trifase
Track light
Pag. 406


3S Sky system trifase
Track light
Pag. 410


Control systems for three-phase track
Pag. 414



Sirio - Venere
Track light
Pag. 416


3 circuit Track light
ceiling, suspended, recessed
Pag. 418



Shop Windows C-W
ceiling, wall
Pag. 422


Audace C-W-R
ceiling, wall, recessed
Pag. 424


Primavera C-W-R
ceiling, wall, recessed
Pag. 426


Primadonna C-W
ceiling, wall
Pag. 428



Camilla
ceiling
Pag. 430



Dolcetondo
ceiling
Pag. 431


Pop W
wall
Pag. 434


Line W Up
wall
Pag. 438


Gessi applique
wall
Pag. 440



Huitre
wall
Pag. 442


Rouget
wall
Pag. 443



Rhombe
wall, ceiling, suspended
Pag. 444



Coquille
wall
Pag. 446



Sovraspecchio
wall
Pag. 448



Primadonna S
suspended
Pag. 450


Imperceptible S
suspended
Pag. 452


Zante Top up & down
suspended
Pag. 456



Luxxi
suspended
Pag. 458



Strisce Flex
and aluminium heat sink
Pag. 460

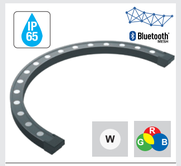

LED Agile Silicone
ceiling, wall, floor, recessed
Pag. 472


Driver per Strisce Flex
12-24-48Vdc
Pag. 474



LED Linee di Luce C-W
ceiling, wall
Pag. 482



LED Classica
ceiling
Pag. 484



Control panel / Router Dali
Emergency LED system
Pag. 490



Osiride Emergenza Dali
Emergency LED system
Pag. 492



Osiride Segnalazione Dali
Emergency LED system
Pag. 494

LED SPOT EMER SE 3H Dali
Emergency LED system
Pag. 496

Raja W-C-R
Emergency LED system
Pag. 500

Orione
Emergency LED
Pag. 502

Sirio - Venere
Emergency LED system
Pag. 506-508

LED SPOT EMER SE 3H
flush mounting Box503
Pag. 514

Cuculo 503
recessed, wall
Pag. 516

LED Keymer
flush mounting Box503
Pag. 518

Lampade medicali
Pag. 520

MyWay Bluetooth®5.0 SIG MESH

Guida al sistema di gestione della luce
Light management system guide

- **non necessita di sistemisti e di costi aggiuntivi di programmazione**
  it does not require system engineers and additional programming costs
- **permette attraverso la gestione intelligente della luce un risparmio del 70%**
  intelligent light management enables a saving of
- **azzera la manutenzione con comunicazione costante via mail dello stato dell'impianto**
  eliminates maintenance with constant communication of the system status via email

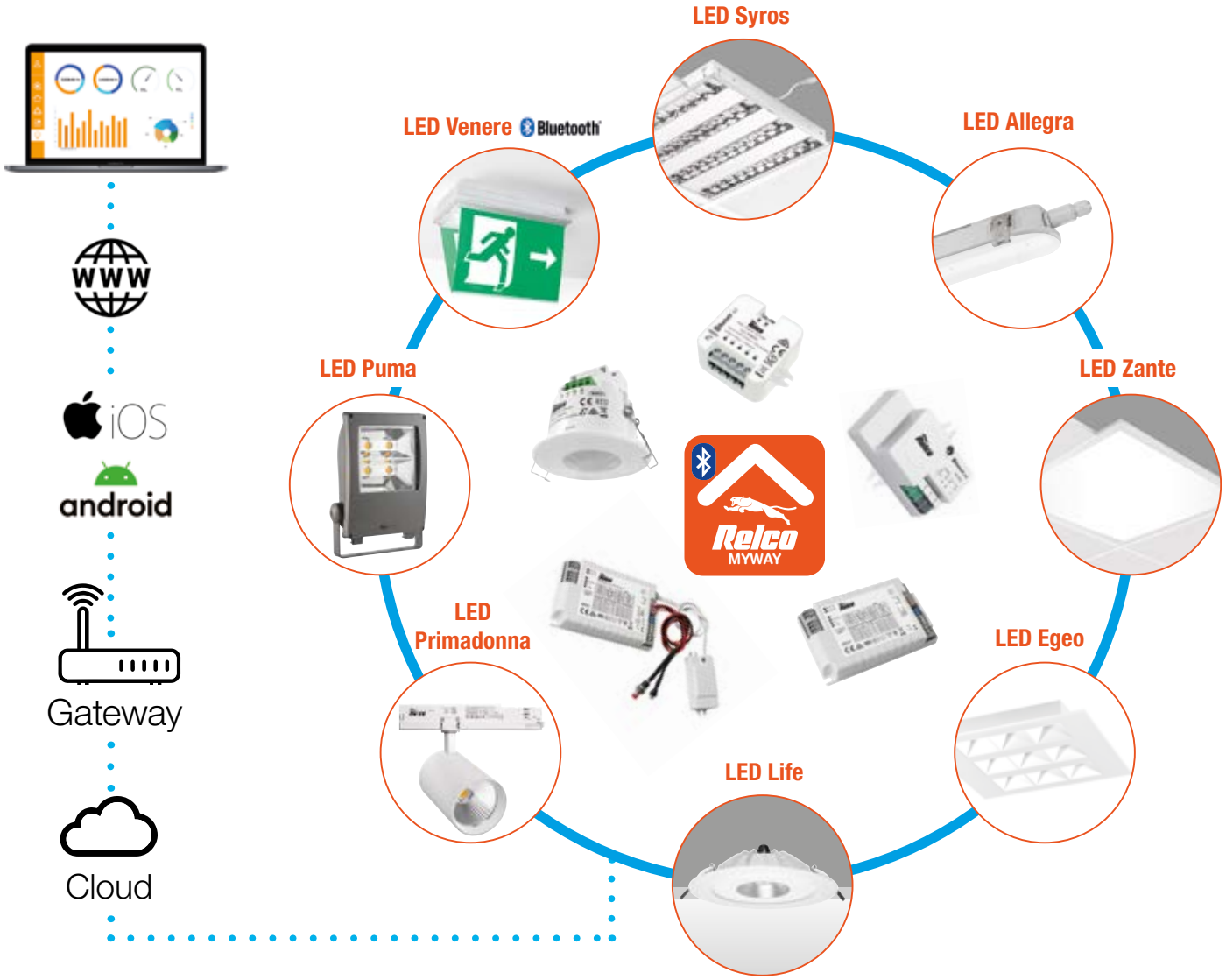

Varialuce
Dimmer



DIMBTDA

Sensore con Varialuce
Sensor with dimmer



HBTDA

Rilevatore di movimento ON-OFF
ON-OFF motion detector



BC360A-D02/BT

Alimentatore
Driver



RN9168/BT



iOS

android

App proprietaria da scaricare gratuitamente:

- Configurazione rapida.
- Gestione della luce, degli scenari ON-OFF, dimmerazione, Timer astronomico, Ritmo circadiano.
- Programmazione dei singoli apparecchi Bluetooth 5.0 SIG MESH
- Password di sistema e diversi livelli di autorizzazione.
- Schedulazione di ogni programmazione con salvataggio in Cloud.
- Richiamo degli scenari e dimmerazione tramite qualsiasi pulsante normalmente aperto.

Proprietary app to download for free:

- Quick configuration.
- Management of light, ON-OFF scenarios, dimming, astrological timer, circadian rhythm.
- Programming on individual devices Bluetooth 5.0 SIG MESH
- System password and different authorisation levels.
- Scheduling of each programming with Cloud storage.
- Recalling of the scenarios and dimming via any normally open button.



cod. **HBTDA**

Sensore di movimento e crepuscolare con Varialuce integrato:

- è il **software**, è **l'hardware** del sistema integrato nell'apparecchio.
- Funzione MASTER e SLAVE.
- Dimmer DALI in Bluetooth 5.0 SIG MESH funzione ON-OFF, temporizzazione.
- Applicazione ad incasso o plafone.

Motion and twilight sensor with integrated Dimmer:

- it is the **software**, the **hardware** of the system integrated into the device.
- MASTER and SLAVE function.
- Dimmer DALI in Bluetooth 5.0 SIG MESH function, timing.
- Recessed or ceiling-mounted application.



cod. **HBTDAP**
Accessorio per montaggio a plafone
Ceiling mount accessory

Lenti incluse nella confezione *Lenses included in the package*		Rilevamento max (DxH) Max detection (DxH)	Asimmetrica *Asymmetric* 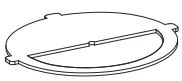	Per corridoi for corridors 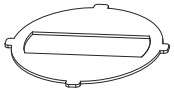
Convessa *Convex*		10m x 3m	5m x 3m	8m x 3m
Piatta *Flax*		9m x 3m	4.5m x 3m	7m x 3m

Schema di collegamento - *Wiring diagram*

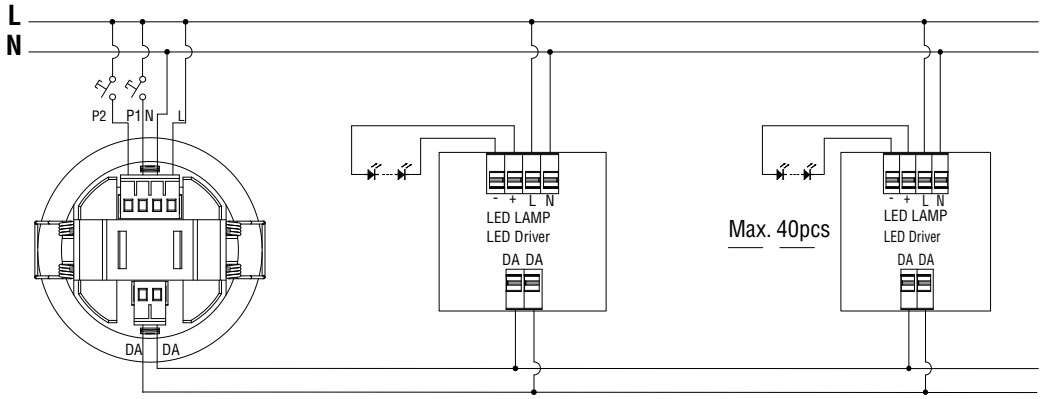



- Max 40 apparecchi
  Max 40 devices
- Max 35m





Bluetooth 5.0 SIG MESH

MyWay



Dimmer DALI:

- Dimmer 0-10V in Bluetooth 5.0 SIG MESH funzione ON-OFF, dimmerazione e temporizzazione.
- Dimmer DALI in Bluetooth 5.0 SIG MESH funzione ON-OFF, dimmerazione e temporizzazione.
- Funzione MASTER e SLAVE.
- Installazione in scatola 503, a bordo lampada e... .....dove ritenete necessario.

Dimmer DALI:

- Dimmer 0-10V in Bluetooth 5.0 SIG MESH ON-OFF function, dimming and timing.
- Dimmer DALI in Bluetooth 5.0 SIG MESH function, dimming and timing.
- MASTER and SLAVE function.
- Application in recessed box 503, in the lamp or...where necessary.

Code: **DIMBTDA** DALI

- Max 40 apparecchi (DALI)
  Max 40 devices (DALI)
- Max 35m

Schema di collegamento - *Wiring diagram*

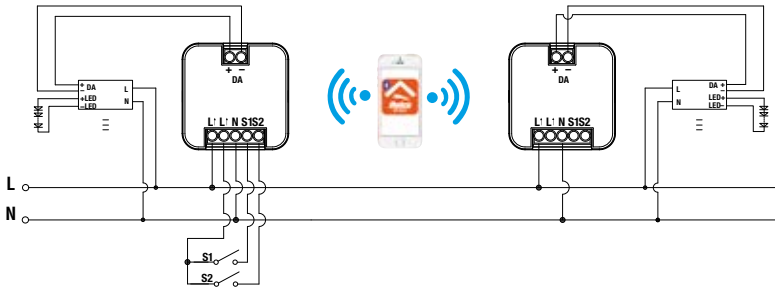



Dimmer per E27 :

- Dimmer Bluetooth 5.0 SIG MESH a taglio di fase, funzione ON-OFF, dimmerazione e temporizzazione.
- Dimmer per utilizzo con sorgenti luminose E27 dimmerabili con protocollo trailing edge.
- Installazione in scatola 503, a bordo lampada e... .....dove ritenete necessario.

Dimmer for E27 :

- Dimmer Bluetooth 5.0 SIG MESH phase cut, ON-OFF function, dimming and timing.
- Dimmer compatible with E27 light sources dimmable with trailing edge.
- Application in recessed box 503, in the lamp or...where necessary.

Code: **DIME27**

- Max 40 apparecchi
  Max 40 devices
- Max 35m

Schema di collegamento - *Wiring diagram*



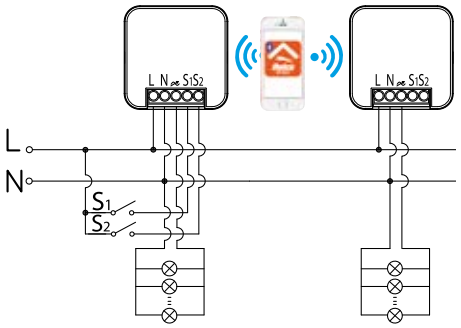



Dimmer 0-10V:

- Dimmer 0-10V in Bluetooth 5.0 SIG MESH funzione ON-OFF, dimmerazione e temporizzazione.
- Portata contatto relè 0-10V. max 400W
- Funzione MASTER e SLAVE.
- Installazione in scatola 503, a bordo lampada e... .....dove ritenete necessario.

Dimmer 0-10V:

- Dimmer 0-10V in Bluetooth 5.0 SIG MESH ON-OFF function, dimming and timing.
- Maximun capacity contact relay 0-10V. 400W.
- MASTER and SLAVE function.
- Application in recessed box 503, in the lamp or...where necessary.

Code: **DIMBTDIM** 0-10V

- Max. 10 Geräte (0-10V)
  Max. 10 appareils (0-10V)
- Max 35m

Anschlussplan - *Diagramme de connexion*

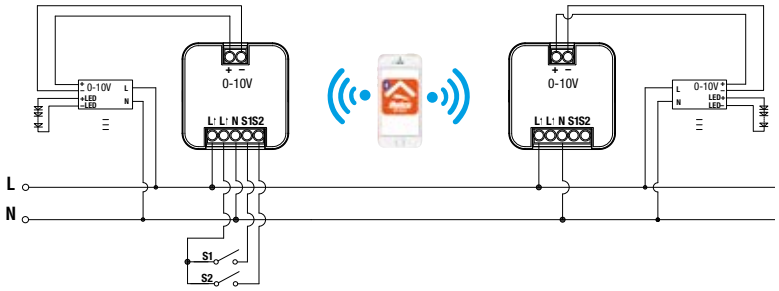



Code **BC360A-D02/BT**

Rilevatore di MOVIMENTO ON-OFF a microonde con crepuscolare

Bluetooth 5.0 SIG MESH per impostazione soglia Lux ambiente di intervento, questa tecnologia consente di "nascondere" il rilevatore anche all'interno di corpi lampada infatti esso emette onde elettromagnetiche ad alta frequenza (5,8GHz) e riceve la loro propagazione, in questo modo è in grado di riconoscere una qualsiasi variazione data da un oggetto non rilevato nella precedente analisi e verrà dato il comando di ON.

- Trasmissione ad alta frequenza <10mW e risulta essere 100 volte inferiore alle emissioni di un comune telefono cellulare o di un forno a microonde che emettono mediamente 1000mW.

ON-OFF microwave motion sensor with twilight sensor

Bluetooth 5.0 SIG MESH for setting the Lux level of the work environment, this technology enables to "hide" the detector even inside the fixture. In fact, it emits high frequency electromagnetic waves (5.8GHz) and receives their echo, thus being able to recognise any variation given by an object not detected in the previous analysis and the ON command will be issued.

- High frequency transmission <10mW and 100 times lower than the emissions of a common mobile phone or microwave oven which emit 1000mW on average.

Schema elettrico di rilevamento
Detection diagram

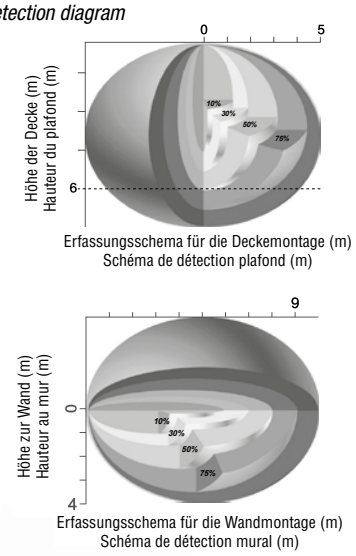

Schema di collegamento
Wiring diagram

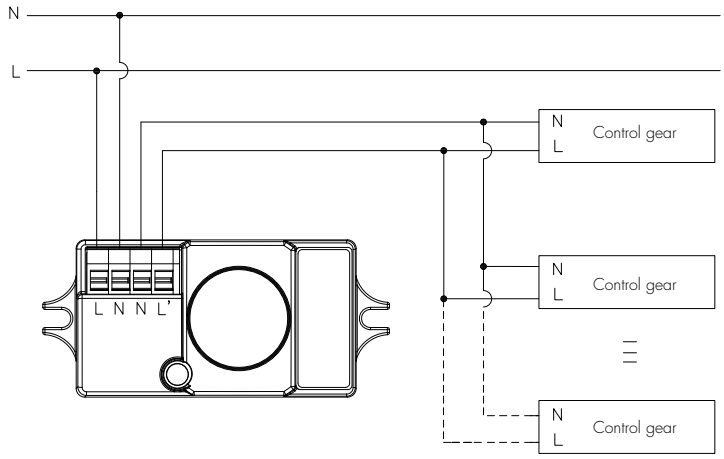



Code **RN9168/BT**

Accessorio - *Accessory*
Cod.**SAM22**



Sensore di movimento
e luminosità, cavo 650mm.
Motion sensor and brightness, cable 650mm.

Led Driver settabile:

- Alimentatore multipotenza Bluetooth 5.0 SIG MESH fornito di dip-switch per la selezione della corrente in uscita
- è il software, è l'hardware del sistema integrato nell'apparecchio.
- Funzione MASTER e SLAVE.
- Funzione on off -Dimmer e White Tunnable.

Settable LED Driver:

- Multi-power Driver Bluetooth 5.0 SIG MESH equipped with dip-switch to select the output current
- it is the software, the hardware of the system integrated into the device.
- MASTER and SLAVE function.
- On off -Dimmer and White Tunable function.

	mA	400	500	600	700	800	900	1000
	Vdc	45	45	45	45	45	45	45
	W	16	20	25	30	35 (30)	40 (30)	45 (30)
N° LED typical VF 3,2V	min-max	1÷14	1÷14	1÷14	1÷14	1÷14	1÷14	1÷14
		COB - **Typical VF 37V**						



Code **EWSDB**

Console di comando a pulsante ad induzione:

Sistema di comando Bluetooth 5.0 SIG MESH ad induzione.

Sono possibili diversi scenari di funzionamento es:

- ON-OFF
- Dimmerazione

Induction pushbutton control console:

Induction control system Bluetooth 5.0 SIG MESH

Various operating scenarios are possible, e.g.:

- ON-OFF
- Dimming



Code **GATEWAY01**

Gateway

Il gateway GATEWAY01, offre un rapido e semplice accesso remoto alla rete mesh Bluetooth. Facilita la trasmissione dei dati tra rete mesh ed Ethernet cablata o wireless.
L'uso di GATEWAY01 consente la raccolta di dati IoT, l'accesso / monitoraggio remoto, la sincronizzazione della rete in tempo reale e anche la possibilità di una facile risoluzione dei problemi nelle applicazioni reali.

Gateway GATEWAY01 offers a quick and easy way of remote access to Bluetooth mesh network. It facilitates the data transmittion between mesh network and Ethernet wired or wirelessly. The use of GATEWAY01 enables IoT data gathering, remote access/monitoring, network real-time synchronization, and also the possibility of easy trouble-shooting in real applications.

Dimensioni prodotto Product dimensions	105x105x25mm
CPU	Allwinne H6.up to 1,5Ghz
GPU	Mali-T720
RAM	4G DDR III
ROM	32G
DC In	DC5V/2A
Lan	RJ45 Ethernet port (100M)

Dual Wifi	2,4G + 5G (AC 2x2)
BT	BT4
Indicatore potenza Power indicator	Power On: Blue
Bluetooth range	Max 10m
Norme di riferimento Safety and EMC	EN-60950-1; EN-301489-17; EN-301489-1; EN-30328
Temperatura di esercizio Operation temperature	Ta: -35...70°C
Grado IP IP rating	IP20

WORK in progress



Code **HBTDAIP65**

IP65 DALI

Sensore di movimento e crepuscolare con Varialuce integrato:

- è il **software**, è **l'hardware** del sistema integrato nell'apparecchio.
- Funzione MASTER e SLAVE.
- Dimmer DALI in Bluetooth 5.0 SIG MESH funzione ON-OFF, temporizzazione.
- Applicazione ad incasso o plafone.

Motion and twilight sensor with integrated Dimmer:

- it is the **software**, the **hardware** of the system integrated into the device.
- MASTER and SLAVE function.
- Dimmer DALI in Bluetooth 5.0 SIG MESH function, timing.
- Recessed or ceiling-mounted application.

WORK in progress



Code **HBIR29/UH**

IP65 DALI

Sensore di movimento e crepuscolare Ultra High-Bay con Dimmer integrato:

- Lente convessa per rilevamento della singola persona fino a 20m di altezza
- Funzione MASTER e SLAVE.
- Dimmer DALI in Bluetooth 5.0 SIG MESH funzione ON-OFF, temporizzazione.
- Applicazione ad incasso o plafone.

Motion and twilight Ultra High-Bay sensor with integrated Dimmer:

- Convex lens detection pattern for single person up to 20m height.
- MASTER and SLAVE function.
- Dimmer DALI in Bluetooth 5.0 SIG MESH ON-OFF function, scheduling.
- Recessed or ceiling-mounted application.

Dimmer DALI 2PUSH

Potenziomentro DALI per scatola tonda, montaggio a parete.

DALI power potentiometer for round box, flush mounting.



Articolo Article	DALI DALI Type	Consumo di energia Power consumption	Corrente in uscita Output current	ta	Peso Weight	Codice Code
		W	**mA**	**°C**	**Kg**	
SR-2400 RB	Type 6	max. 2,3	max. 100	0...+50	0,215	181205



Tensione Nominale
Rated Voltage
100 ÷ 240 V

Frequenza
Frequency
50-60 Hz

Consumo di energia
Power consumption
max. 2,3 W

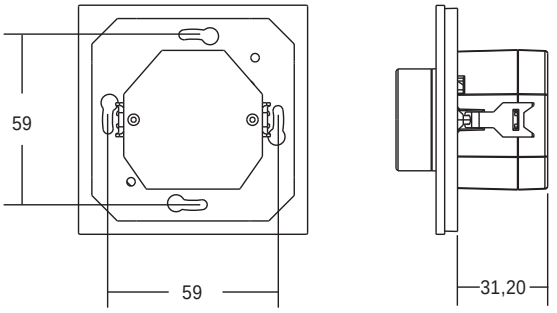

Regolazione Dali, impianto tradizionale + due fili - *Dali regulation, traditional system + two wires*

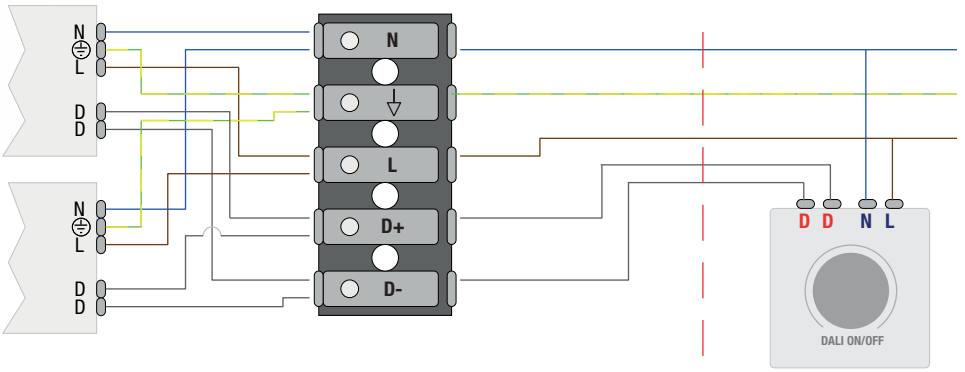

Caratteristiche

- Progettato per funzionare con sistemi DALI-2.
- Unità di controllo DALI con alimentatore integrato.
- Consente un controllo della luminosità (trasmissione) sino ad un massimo di **50 drivers** senza alimentazione supplementare.
- Collegamento in parallelo di fino a **quattro potenziometri DALI** sino ad un massimo di **100 punti DALI**.
- Lunghezza del cavo di comunicazione DALI: max. 300 metri.
- L'utilizzo di ulteriore potenza potis DALI come estensione (senza il collegamento all'alimentazione integrata).
- Accensione e dimmerazione premendo e girando il pulsante di funzionamento.
- Memorizzazione della luminosità dimpostata e dell'ultima luminosità impostata.

Features

- Designed to work with DALI-2 systems.
- DALI control unit with integrated power supply.
- Alows a common brightness control (broadcast) of up to **50 DALI drivers** without additional DALI power supply.
- Parallel switching of up to **four DALI power potis** extends the maximum number of **DALI stations to 100**.
- DALI communication cable length: max. 300 mt.
- Use of further DALI power potis as extension (without connection of the integrated power supply).
- Switching and dimming by pressing and turning the operation button.
- Storing of basic brightness and switch-on brightness.

Sistema centralizzato - Centralized system

Il sistema centralizzato con protocollo DALI attraverso una centrale controlla e/o alimenta tutti gli apparecchi di un impianto di illuminazione.

The centralized system with DALI protocol through a control panel controls and/or supplies all the devices in lighting system.

● **COMFORT ED EFFICIENZA**

DALI è un sistema standard condiviso dall'intero settore illuminotecnico. Il protocollo, incluso nella norma degli alimentatori elettronici EN60929, è definito nello specifico nella norma EN62386. Il protocollo DALI consente di far funzionare insieme i controlli dell'illuminazione, i sensori, gli apparecchi di comando, gli alimentatori elettronici e le lampade, comprese quelle d'emergenza, utilizzando una stessa interfaccia (MASTER DALI).

● **I VANTAGGI DEI SISTEMI DALI**

• Regolazione dell'intensità luminosa • Individuazione rapida di malfunzionamenti
• Creazione di scenari diversi • Nessun intervento manuale.

DALI consente di gestire l'intero impianto d'illuminazione associando un indirizzo ad ogni apparecchio luminoso. Inoltre è possibile raggruppare e memorizzare i prodotti luminosi oppure isolarne alcuni dal resto dell'impianto. Ad esempio, in questo modo è possibile regolare l'intensità luminosa di specifici gruppi o singoli prodotti illuminanti. Questa piattaforma intelligente gestisce anche le informazioni sullo stato delle lampade: accensione e spegnimento, status del funzionamento e la potenza del flusso luminoso. Inoltre, questo consente di rilevare in modo facile eventuali guasti nel sistema elettrico in quanto vengono raccolti ciclicamente messaggi sullo stato di ogni periferica. Tali impostazioni possono essere modificate senza intervenire fisicamente sull'impianto per riprogrammare la regolarità dei controlli.

● **DALI ED EMERGENZA**

Il più grande vantaggio reso disponibile dal DALI nel contesto dell'Emergenza è quello di avere un unico bus di campo per collegare l'illuminazione ordinaria e l'illuminazione di emergenza.
Questo semplifica notevolmente il cablaggio dell'impianto (bus) e e la programmazione di tutto il sistema di illuminazione.
Collegando le lampade VENERE LED al bus DALI esse vengono indirizzate automaticamente.

Lo Standard EN62386-202 permette:

- Il controllo dello stato della sorgente luminosa (Lampada LED).
- Il controllo della batteria.
- Fare o schedulare test funzionali o di autonomia sul singolo apparecchio, per gruppi o sull'intero impianto.
- Controllare l'intensità luminosa sugli apparecchi (SE) solo emergenza.

● ***COMFORT AND EFFICIENCY***

DALI is a standard system shared by the entire lighting sector. The protocol, included in the electronic power supply unit standard EN60929, is defined specifically in EN standard 62386. The DALI protocol allows lighting controls, sensors, control devices, electronic power supply units and lamps, including emergency lamps, to be operated simultaneously by using the same interface (MASTER DALI).

● ***ADVANTAGES OF DALI SYSTEMS***

• Light intensity adjustment • Quick malfunction identification
• Creation of different scenarios • No manual operation.

DALI enables to manage the entire lighting system by associating an address to each lighting device. It is also possible to group and store the lighting products or to isolate some of them from the rest of the system. For example, this way it is possible to adjust the light intensity of specific units or individual lighting products.
This smart platform also manages information on the status of the lamps: switch-on and switch-off, operating status and the power of the luminous flux. Additionally, this enables to easily detect any faults in the electrical system as messages on the status of each peripheral device are cyclically stored. These settings can be changed without physically operating on the system to re-program the frequency of the checks.

● ***DALI AND EMERGENCY***

The greatest advantage provided by DALI in the context of Emergency is that of having a single field bus to connect normal lighting and emergency lighting.
This significantly simplifies the wiring of the system (bus) and the programming of the entire lighting system.
By connecting the VENERE LED lamps to the DALI bus, they are addressed automatically.
EN Standard 62386-202 enables:

- *To control the status of the light source (LED lamp).*
- *To control the battery.*
- *Make or schedule functional or autonomy tests on the individual device, by units or on the entire system.*
- *Check the luminous intensity on the emergency only (EM).*

● **LEGENDA/*LEGEND***



cod. 1957L12SAREL
● Apparecchio di segnalazione LED Osiride DALI Autotest con segnali di sicurezza.
Osiride LED Signaling device
DALI Self-test with safety signals.



cod. 1957L20SAREL (SA)
cod. 1957L20SEREL (SE)
● Lampada d'emergenza LED Osiride DALI Autotest con segnali di sicurezza.
Osiride LED Emergency device
DALI Self-test with safety signals.



● Apparecchi di illuminazione ordinaria con Driver DALI.
Ordinary lighting fixtures with DALI driver.



cod. EDA4
● Tastierino DALI (scene controller).
DALI Keypad (scene controller).



cod. DALI-P6-DIN
● Master DALI BUS Power supply (max.6 scenari).
Master DALI BUS Power supply (max.6 scenarios).



cod. HIR23/D2/R
● Sensore DALI
DALI sensor



cod. LT-424
● Dali scene controller per pulsante (max.6 scenari).
Dali scene controller for push-button (max.6 scenarios).



cod. DALI-PROGRAM
● Modulo di interfaccia da USB a un sistema DALI
Interface module from USB to a DALI system



Sensore
Sensor



Master
DALI BUS

Applicazione in parcheggio
Parking application

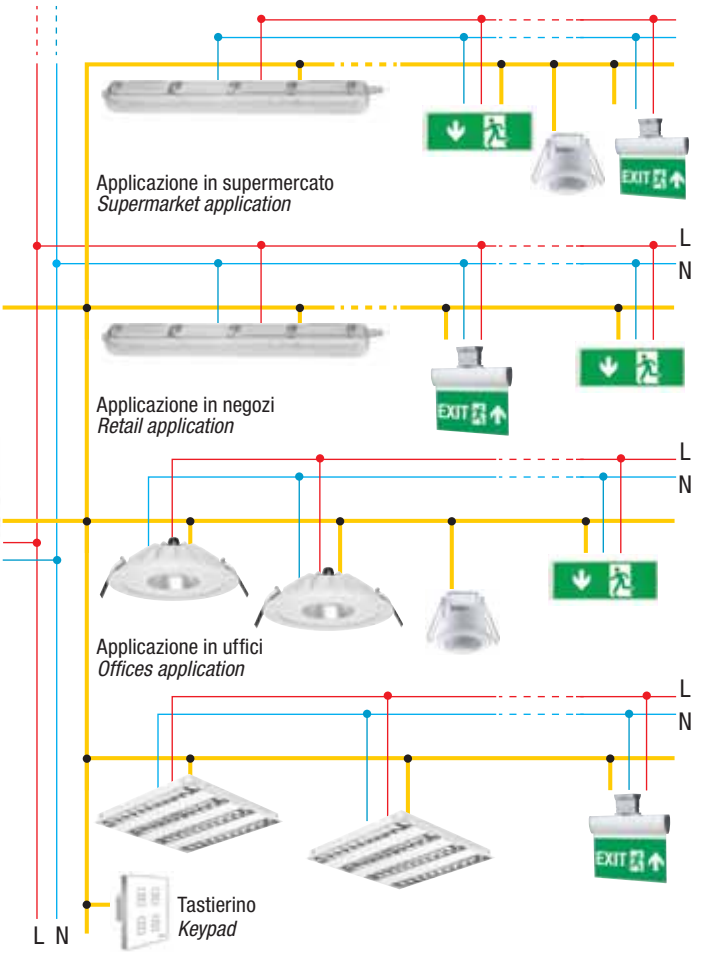

Esempi di installazione con controllo centralizzato - *Examples of installation with centralized control*

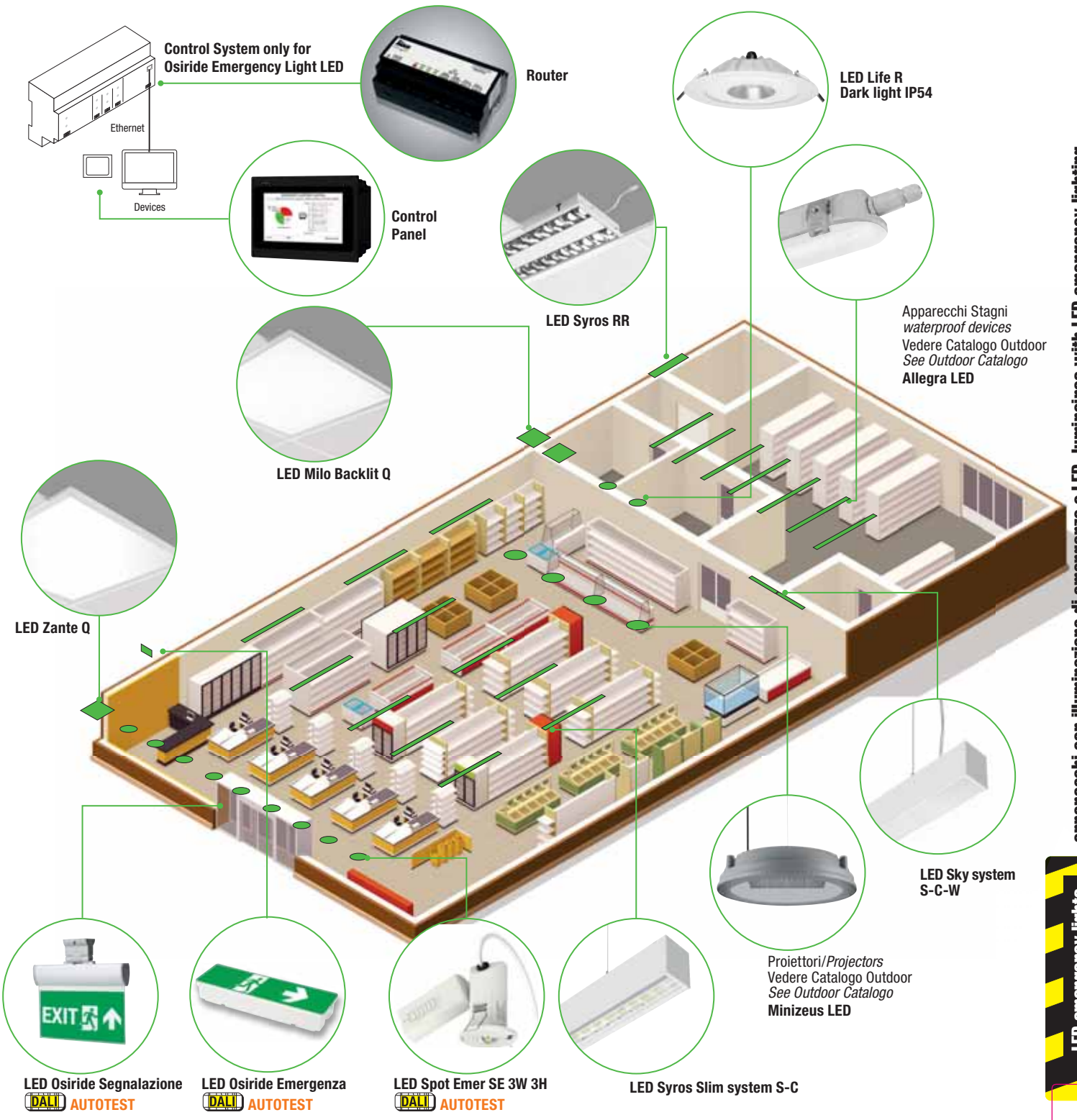

Comando della luce indipendente per max. 192 apparecchi DALI su 3 linee DALI.
Configurazione semplice con interfaccia WEB.
Possibilità di comando trasversale della linea DALI.
Pianificazione DALI del test di emergenza e sorveglianza (con sceneCOM XL EM e scene COM XL EM Bac, fino a 50 unità per luce di emergenza).
A norma IEC 62034

Caratteristiche armatura

Tipo di protezione IP20
Per montaggio su quadro elettrico ad armadio Interfacce.
3 linee DALI.
Interfaccia BACnet (sceneCOM XL EM Bac).

Funzioni

Assistente alla numerazione
Comando basato sulle presenze
Backup locale e scaricabile
Libera programmazione dei giorni con funzione calendario
Apparecchi per luce di emergenza a batteria singola
Shows liberamente programmabili
RGB e Tunable White
Scene di luce e zone

Independent light control for max. 192 DALI devices on 3 DALI lines.
Simple configuration with WEB interface.
Option of transversal control of the DALI line.
DALI planning of the emergency test and surveillance (with sceneCOM XL EM and COM XL EM Bac scenes, up to 50 units per emergency light).
Compliant with IEC standard 62034

Lighting characteristics

IP20 protection rating
For assembly on Interface electrical cabinet.
3 DALI lines.
BACnet interface (sceneCOM XL EM Bac).

Functions

Numbering assistant
Presence based command
Local and downloadable backup
Free programming of days with calendar function
Single battery emergency lighting devices
Freely programmable shows
RGB and Tunable White
Light scenes and zones

LED Syros R-C-S

A RICHIESTA
ON DEMAND



Serie di apparecchi a LED per utilizzo a plafone, per aree comuni, corridoi, scale, laboratori, strutture sanitarie, sale riunioni, negozi, ecc. Adatte per controsoffitti a vista, disponibili con grado IP20 oppure in IP65.

Installazione: ad incasso in appoggio sulla struttura a "T" del controsoffitto, ad incasso **(R)** in controsoffitti di cartongesso (con accessori di montaggio), a plafone **(C)**, a sospensione **(S)** (con accessori di montaggio).

Corpo: lamiera d'acciaio galvanizzato e verniciato a forno con resina di poliestere bianco RAL 9003.

Ottica: parabola dark light in alluminio 99,85, speculare, antiriflesso e antiridescente a bassissima luminanza, schermo Policarbonato sagomato opalino a copertura dei vari circuiti LED . Per la versione IP65 schermo di protezione in vetro temperato trasparente.

Conforme alla norma: EN60598-1, RG0 nessun rischio fotobiologico ai fini della norma EN62471.

Led: SAMSUNG mantenimento del flusso luminoso minimo al 80%: L80B20>50.000h.

Driver multipotenza: Incluso > 50.000 h Fattore di potenza ≥0,95.

Prodotto conforme alle direttive: CAM

Range of LED ceiling fixtures for communal areas, corridors, staircases, laboratories, meeting rooms, shops, etc. Suitable for exposed false ceilings, available with IP20 or IP65 protection degree.

***Installation:** recessed in support on the "T" structure of the false ceiling, recessed **(R)** in plasterboard false ceilings (with mounting accessories), surface-mounted **(C)**, suspension **(S)** (with mounting accessories).*

***Body:** steel sheeting galvanised and oven-painted with RAL 9003 white polyester resin.*

***Optics:** dark light parabola in aluminium 99.85, specular, antiflare and anti-iridescent at very low luminance, screen of shaped opaline polycarbonate to cover the different LED circuits. For the IP65 version, clear tempered glass protection screen.*

***According to standard:** EN60598-1, RG0 exempt from photo-biological risks in compliance with standard EN62471.*

***Led:** SAMSUNG maintenance of minimum luminous flux to 80%: L80B20>50.000h.*

***Driver: multipower** > 50.000 h Power factor ≥0,95.*

***Product compliant with directives:** CAM*

Dati fotometrici - *Photometric data*

LED Syros QR - QC - 60x60

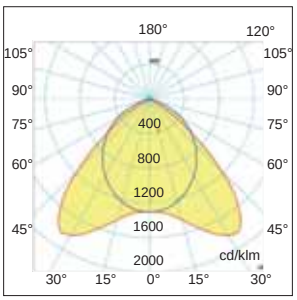

LED Syros RR - RC - 30x120

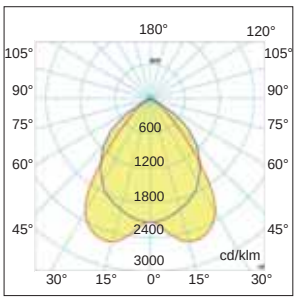



Applicazione in aree pubbliche - *Application in public areas*





Ottica Dark Light contro l'abbagliamento - *Anti-glare dark light optics*

Gli apparecchi Dark Light limitano il pericolo di abbagliamento diretto e riflesso riducendo la luminanza nella direzione di osservazione, in riferimento a degli angoli limite. Indicati per postazioni di lavoro con videoterminali.

Dark Light devices limiting the danger of direct glare and reflection by reduction of the luminance in the direction of the relative point of observation, regarding the limit angles. Suitable for workstations with video terminals.

Limite della luminanza media per angoli di elevazione di 65° ed oltre. UNI-EN12464-1 ***Limite della luminanza media per angoli di elevazione di 65° ed oltre. UNI-EN12464-1***			
Classe dello schermo secondo la ISO 9241-7 *Screen class according to ISO 9241-7*	I	II	III
Qualità dello schermo *Screen quality*	Buona *Good*	Media *Average*	Bassa *Low*
Luminanza media degli apparecchi che sono riflessi nello schermo *Medium luminance of devices reflected in the screen*	≤ 1.000 cd x m^{-2}		≤ 200 cd x m^{-2}
Parametri LED Syros - *LED Syros parameter*			

Collegamento rapido
Quick connection



Per una più rapida installazione tutti i modelli di incasso sono dotati di cavo con morsetto per collegamento rapido.

For faster installation, all the flush mounting models are equipped with a cable with a terminal for quick connection.

Pellicola di protezione
Protective film



Dotata di pellicola di protezione di serie per non sporcare il corpo lampada e le ottiche, in fase di trasporto e di installazione.

Standard equipped with protective film so as not to dirty the bulb body and the optics during transport and installation, for maximum equipment performance.

LED performance
LED performance



Fattore di potenza ≥0,95 - mantenimento del flusso luminoso minimo al 80%: L80B20>50.000h. - Temperatura colore 4000K, a richiesta 3000K, 6000K.

≥0.95 power factor - maintenance of minimum luminous flux to 80%: L80B20>50.000h. - Colour temperature 4000K, 3000K, 6000K on request.

UGR Indice di abbagliamento - *Unified Glare Rating*

UGR	Classificazione valori UGR in funzione delle applicazioni. *UGR value classification based on application.*
≤ 16	**Applicazioni molto impegnative** (disegni tecnici, lavoro a videoterminale). ***Highly demanding applications*** *(technical drawings, working with video display terminals).*
≤ 19	**Uffici e scuole** (lettura, scrittura, riunioni). ***Offices and schools*** *(reading, writing, meetings).*
≤ 22	Applicazioni industriali, artigianato. *Industrial, artisanal applications.*
>28	Abbagliamento elevato. *High glare.*

Fattore di abbagliamento UGR<19
Valore contemplato secondo la norma
(coefficiente di riflessione: soffitto 0,7 - pareti 0,5).

Factor glare UGR<19
Value calculated according to the standard
(reflection coefficient: ceiling 0.7 - walls 0.5)

L'UGR è l'indicatore dell'abbagliamento diretto derivante dall'impianto di illuminazione. La norma Europea per l'illuminazione dei posti di lavoro in interni **UNI-EN12464-1** richiede un valore UGR specifico per ogni applicazione, compreso tra 10 e 30. Più è basso il valore, minore è l'abbagliamento.
Il valore esatto di tale indice è da calcolare su progetto in quanto dipende dalla disposizione degli apparecchi illuminanti, dalle caratteristiche dell'ambiente (dimensioni, riflessioni) e dal punto di osservazione.

UGR is the indicator to assess the direct glare coming from a lighting system.
*The **UNI-EN12464-1** European standard for lighting indoor workplaces requires a specific UGR value for every application, ranging between 10 and 30. The lower the value, the lower the glare.*
The exact value of this rating must be calculated in the design, as it depends on how the lighting fixtures are arranged, the features of the space (dimensions, reflections), and the viewpoint.

IK07 IP40 CRI 90 +40 C° -20 850° CE 17

DRIVER NOT INCLUDED MULTIPOWER RG0

RETAIL MARKET SCHOOL 1+1=2 ABC HOTEL HOSPITAL OFFICE UGR<16 GYM

LED Syros QR Recessed



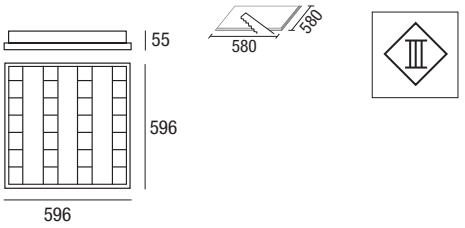

on demand 617mm

colour	W max	lm output max	K	pcs/ pallets	Kg	S+L
B	44	4840	3000	60	3.00	25933/B/3K
B	44	4840	4000	60	3.00	25933/B

A richiesta versione 3000K e 6000K: (consegna 30gg.) ***On demand*** *3000K and 6000K versions:* *(delivery 30 days)*

LED Syros RR Recessed



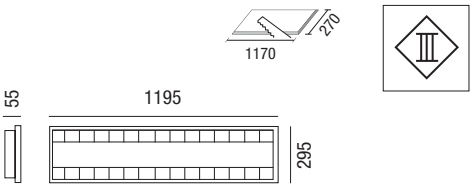

colour	W max	lm output max	K	pcs/ pallets	Kg	S+L
B	44	4840	4000	60	3.750	25936/B

A richiesta versione 3000K e 6000K: (consegna 30gg.) ***On demand*** *3000K and 6000K versions:* *(delivery 30 days)*



Tabella di scelta potenza driver LED - *LED Power supply table choice*



Driver con connessione rapida
Driver with fast connection.

LED driver multipower
RN9164/FAST (ON-OFF)
RN9168/FAST (1-10V.)
RN9168/DAFAST (DALI, PUSH,0-10V.)
RN8166DAPUFAS DALI 2 PUSH



Fornito di dip switch per la selezione della corrente in uscita. Il driver incluso nella confezione è normalmente settato a 38W (vedi tabella). Se necessario è possibile diminuire o aumentare la potenza e di conseguenza i lumen output.
Equipped with dip switch for selecting the current output. *The driver included inside the package is usually set to 38W (see table). If necessary it is possible to decrease or increase the power and consequently the lumen output.*

Taratura *Dip-switch*	Potenza *Power*	Lm Output
mA	Watt	Lm
800	33	3630
900	38	4180
950	40	4400
1050	44	4840

Taratura standard di fabbrica
Driver Standard factory setting

Accessori non inclusi - *Accessories not included*

Cod. 65151LED80CP3



Cod. RP0714CP3
AUTOTEST



Cod. 65151LED80CP3
L240x P59x H40
Kit emergenza 3W - 3h/12% 180÷250 Vac
180÷250 Vac - 3h/12% - 3W emergency kit

Cod. RP0714CP3 - AUTOTEST
L195x P55x H42
Kit emergenza 3W - 3h/12% 180÷250 Vac
180÷250 Vac - 3h/12% - 3W emergency kit

Apparecchi di illuminazione cablati in emergenza
Relco nella politica di offrire un servizio migliore alla clientela, ha deciso di utilizzare nei sui apparecchi di illuminazione dotati di emergenza, solo INVERTER PER EMERGENZA CON AUTOTEST.
Relco in its policy of offering a better service to customers, has decided to use only EMERGENCY INVERTER WITH SELF-TEST in its luminaires equipped with emergency.

Le norme europee EN 1838, EN 60598-2-22, relative ai sistemi di illuminazione di emergenza, impongono che periodicamente, siano effettuati dei test per verificare sia il funzionamento sia l'efficienza (durata in emergenza) degli apparecchi di illuminazione che svolgono anche la funzione di illuminazione di emergenza. Questo costringe i manutentori dell'impianto ad interrompere la linea di alimentazione ed effettuare test con cadenza settimanale (test funzionale), e con cadenza trimestrale o annuale (test di autonomia).
Con i nostri kit di emergenza con autotest (conformi alla normativa europea EN 62034) queste prove vengono svolte automaticamente con cadenza programmabile in fase di installazione. Inoltre il nostro inverter analizza i tempi di normale accensione e spegnimento dell'apparecchio ed effettua (qualora possibile) i test nelle ore di assenza delle persone.
Eventuali anomalie sono segnalate tramite un indicatore (led) rosso verde.
A partire dal colore della segnalazione è possibile stabilire in maniera univoca gli eventuali problemi di funzionamento come evidenziato nella tabella seguente.

The European standards EN 1838, EN 60598-2-22, relating to emergency lighting systems, require that tests be periodically carried out to verify both the functioning and the efficiency (duration in emergency) of the lighting fixtures which also the emergency lighting function. This forces the system maintainers to interrupt the power supply line and carry out tests on a weekly basis (functional test), and on a quarterly or annual basis (autonomy test).
With our emergency kits with self-test (complying with European standard EN 62034) these tests are carried out automatically with a programmable cadence during installation.
Furthermore, our inverter analyzes the normal switching on and off times of the appliance and carries out (where possible) the tests in the hours when people are absent.
Any anomalies are signaled by a red-green indicator (led). Starting from the color of the signal, it is possible to unequivocally establish any functioning problems as shown in the following table.

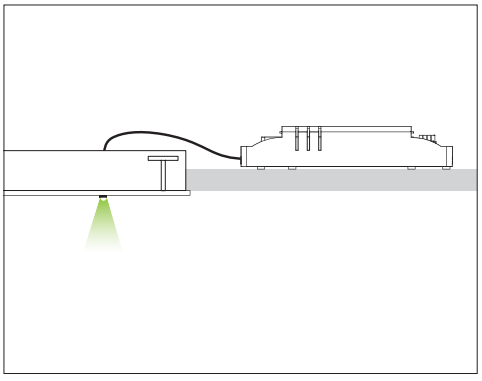

Colore LED - *LED indication*	Stato - *Status*
Verde fisso - Permanent Green	Batteria carica o in carica - Battery charge or charging
Verde lampeggiante - Flashing Green	Funzione TEST avviata - TEST in progress
Verde lampeggiante lento (1s ON - 1s OFF) Slow flashing green (1s ON - 1s OFF)	TEST di autonomia avviato Autonomy TEST in progress
Rosso fisso - Permanent Red	Lampada guasta - Lamp failure
Rosso lampeggio veloce (0,1s ON - 0,1s OFF) Fast flashing Red (0,1s ON - 0,1s OFF)	Guasto circuito di ricarica - Charging failure
Lampeggio Rosso lento (1s ON - 1s OFF) Slow flashing Red (1s ON - 1s OFF)	Batteria guasta - Battery failure
Verde e Rosso OFF - Green and Red OFF	Emergenza ON - Emergency ON



LED Syros QC - plafone - *ceiling*



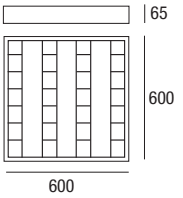

220 240V | 50/60 Hz

	colour	W max	lm output max	K	pcs/ pallets	Kg	CELL
	B	**44**	4840	4000	60	3.30	25933/102
DALI 2PUSH	B	**44**	4840	4000	60	3.30	25933/102DALI

IP65 **ON DEMAND** versione standard *standard version*

LED Driver multipotenza incluso nella confezione - *LED driver multipower included inside the package*
A richiesta: versione 3000K e 6000K (consegna 30gg.) ***On demand:*** *3000K and 6000K versions (delivery 30 days)*

LED Syros RC - plafone - *ceiling*



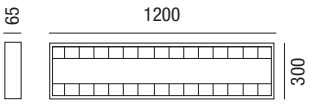

220 240V | 50/60 Hz

	colour	W max	lm output max	K	L [mm]	pcs/ pallets	Kg	CELL
	B	**44**	4840	4000	1230	60	4.10	25936/104
DALI 2PUSH	B	**44**	4840	4000	1230	60	4.10	25936/104DALI
	B	**60**	6600	4000	1230	60	4.10	25936/10460W
DALI 2PUSH	B	**60**	6600	4000	1230	60	4.10	25936/10460WD

Accessori non inclusi - Not included accessories



Cod. 31300

Kit sospensione con cavo 2 m che consente di installare LED Syros Q e LED Syros R. Si consiglia l'installazione mantenendo una distanza di almeno 50/60 cm tra soffitto e plafoniera.

Suspension kit with 2 m cable allows the suspended mounting of the LED Syros Q e LED Syros R.
We recommend leaving at least 50/60cm between the ceiling and the lamp when installing it.



Cod. 31300/ECO

Kit sospensione che consente di installare LED Syros Q e LED Syros R. Si consiglia l'installazione mantenendo una distanza di almeno 50/60cm tra soffitto e plafoniera.

Suspension kit allows the suspended mounting of the LED Syros Q and LED Syros R.
We recommend leaving at least 50/60cm between the ceiling and the lamp when installing it.

Cod. 31300/ECO

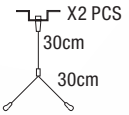

Cod. 31300

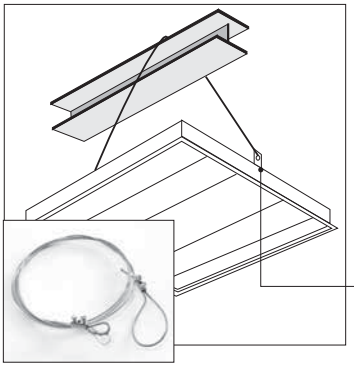

Cod. 000/210

Kit sicurezza 1500mm, Ø1,5mm.
Cavetto acciaio anticaduta per LEd Syros da incasso.
Safety Kit 1500mm, Ø 1,5mm. Steel fall arrest cable for flush mounting LED Syros





Cod. 000120

"Kit staffe da incasso" per installazione in controsoffitti in cartongesso continuo.

"Recessed bracket kit" for installation in cardboard false ceiling.



RILEVATORI DI PRESENZA INFRAROSSI - *INFRARED PRESENCE DETECTOR*

	Code	W	VA	n°	V	Hz	ta °C
0-10V	HIR22	500 *	250 *	max 15	220-240	50/60	-20...50

	Code	Vdc	n°	Hz	ta °C
DALI 2	HIR23	9,5÷22,5	max 64	8 mA	-20...50

Rilevatore di PRESENZA ad infrarossi passivi con uscita DALI o 0-10V per la gestione di LED Driver dimmerabili; con crepuscolare per impostazione soglia Lux ambiente di intervento.
Il sensore "percepisce" le variazioni di temperatura provocate dal movimento di persone o animali di grossa taglia entro la zona di copertura, accendendo e regolando automaticamente la luce in base al livello dei LUX impostato. Lo spegnimento si avrà, dopo l'arresto del movimento, in base al tempo precedentemente impostato. Grazie alle sue particolari lenti, il rilevatore, è in grado di **percepire non solo il movimento ma anche la PRESENZA** di uno o più individui all'interno dell'ambiente controllato.

Passive infrared PRESENCE detector with DALI or 0-10V output for dimmable LED Drivers; *with twilight function for Lux threshold setting within the range of intervention.*
The sensor "perceives" variations in temperature caused by the movement of people or big animals within the covered area, which automatically turns on the light, which is also based on the previously set level of environmental LUX. Shutdown will take place shortly after the motion within the range of detection stops, according to the previously set time.
Thanks to its particular lenses, the detector is able to perceive not only the movement but also the PRESENCE of one or more individuals within the controlled environment.

Installazione ad incasso - *Recessed installation*

Rilevatore di PRESENZA infrarossi
Infrared PRESENCE detector



Dimensioni (mm) - *Dimensions (mm)*

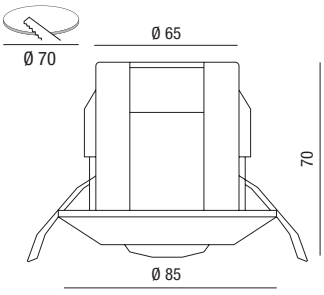

Ampiezza rilevamento - *Detection width*

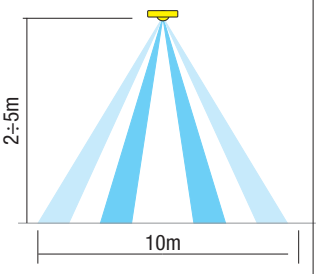

Angolo di rivelamento:
360°
Altezza di montaggio:
2÷5 metri
Ampiezza rilevamento:
Ø 10m
Assorbimento stand by:
< 0,5W
Detection angle:
360°
Assembly height:
2÷5 metres
Detection Width:
Ø 10m
Stand-by absorption:
< 0,5W



Code	Vdc	n°	ta °C
ES-GL01	1-10	1...6	-20...50



Sistema di controllo dell'efficienza energetica, facile da usare, sicuro e pratico. Il sensore adotta la tecnologia di regolazione 1-10Vdc. in grado di sfruttare al massimo la luce naturale per aumentare l'efficienza energetica e ridurre i consumi.

Safe and practical energy efficiency control system. The sensor uses 1-10Vdc regulation technology capable of fully exploiting natural light to increase energy efficiency and to reduce consumption.



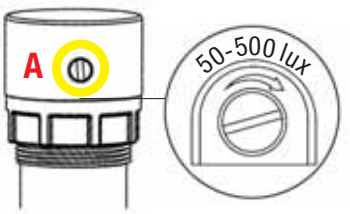

A
Potenziometro per la regolazione del livello di luce.
Potentiometer for adjusting target light level.

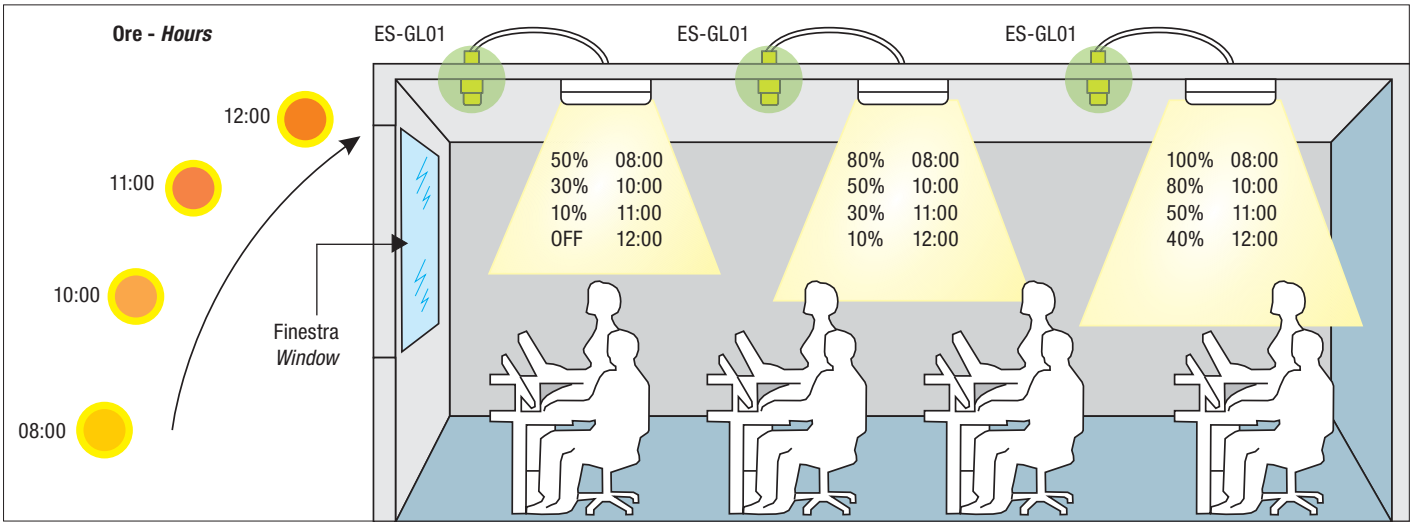

LED Patmos lens R-C-S

A RICHIESTA
ON DEMAND

Apparecchio a LED da incasso versione Backlite, di forma innovativa che garantisce una distribuzione ottimale della luce, adatto per controsoffitti a vista. Ideale per spazi di lavoro in cui è necessaria una luce diffusa perfettamente omogenea e un maggiore controllo dell'abbagliamento, conforme agli standard di comfort visivo (UGR≤16).

Installazione: ad incasso in appoggio sulla struttura a "T" del controsoffitto, ad incasso in controsoffitti di cartongesso (con accessori di montaggio), a plafone (con accessori di montaggio), a sospensione (con accessori di montaggio).

Corpo e telaio: struttura in lamiera di acciaio elettrozincata, cornice in alluminio estruso EN AW 6060, verniciati con polvere termoindurente poliestere.

Verniciatura: di tipo poliestere eseguita a polvere. Colore bianco RAL 9003.

Ottica: diffondente con lenti secondarie in PMMA ad alta trasparenza e anti-ingiallimento.

Diffusore : PMMA di spessore 2mm.

UGR: Conforme alla norma EN 12464-1 - ≤16.

Temperatura colore: di serie 3000K 4000K.

Conforme alla norma: EN60598-1, RG0 nessun rischio fotobiologico ai fini della norma EN62471.

Led: mantenimento del flusso luminoso minimo al 80%: L80B20>50.000h.

Driver: multipotenza. Fattore di potenza ≥0,95.

Prodotto conforme alle direttive:

Backlite version recessed LED luminaire, with an innovative shape that guarantees optimal light distribution, suitable for exposed false ceilings. Ideal for work spaces where perfectly homogeneous diffused light and greater glare control are required, compliant with visual comfort standards (UGR≤16).

Installation: *lay-in installation on T-beams of false ceiling, recessed use in plasterboard false ceilings (with mounting accessories), ceiling use (with mounting accessories), suspended use (with mounting accessories).*

Body and frame: *structure made by galvanized steel sheet, frame made by EN AW 6060 extruded aluminum, coated with polyester thermoset powder.*

Coating: *coated with powdered polyester. RAL 9003 white color.*

Optic: *diffused with secondary lenses in high transparency and anti-yellowing PMMA.*

Diffuser: *PMMA with 2mm thickness.*

UGR: *According to Standard EN 12464-1 - ≤16*

Color temperature: *standard 4000K, 3000K.*

According to standard: *EN60598-1, RG0 exempt from photo-biological risks in compliance with standard EN62471.*

Led: *maintenance of minimum luminous flux to 80%: L80B20>50.000h.*

Driver: *multipower. Power factor ≥0,95.*

Product compliant with directives:



IP20 IK06
IP44 IK06

CRI 90

+45 C° -20

850°

Pending

DRIVER NOT INCLUDED
MULTIPOWER

RG0

RETAIL MARKET SCHOOL 1+1=2 ABC HOTEL HOSPITAL OFFICE UGR<16 GYM TOILET WET

LED Patmos QR lens



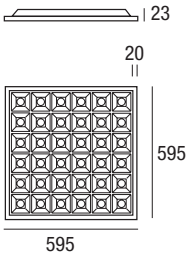

colour	W max	lm output max	K	pcs/ pallets	Kg	S+L
B	**40**	4800	4000	60	3.00	24933/B4K

Dati fotometrici
Photometric data

Ottica diffondente 65°
Diffused optics 65°

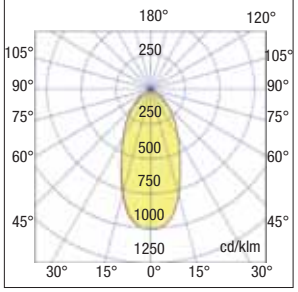

Connessione rapida
Rapid connection

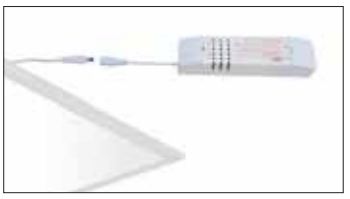

Per una più rapida installazione tutti i modelli da incasso sono dotati di cavo con morsetto per collegamento rapido.
For quicker installation, all the recessed models are equipped of dedicated cable with fast connection terminal.

Facilità di installazione
Easy installation

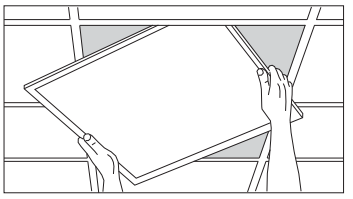

Facilità di installazione: connessione rapida senza necessità di apertura dell'apparecchio, facilmente inseribile nel plafone. Dopo l'installazione il prodotto non richiede manutenzione.
Easy installation: quick connection without having to open the device, easily installed in the ceiling.The device requires no maintenance after installation.

Flicker free



Luce uniforme per garantire un'ottimale protezione agli occhi.
flicker for greater eye protection.

Accessori non inclusi - Not included accessories



Driver con connessione rapida
Driver with fast connection

LED driver multipower
RN9164/FAST (ON-OFF)
RN9168/FAST (1-10V.)
RN9168/DAFAST (DALI, PUSH,0-10V.)
RN8166DAPUFAS DALI 2 PUSH



Cod. 65151LED80CP3
Kit emergenza 3W - 3h/12% 180÷250 Vac
180÷250 Vac - 3h/12% - 3W emergency kit

Cod. RP0714CP3 - AUTOTEST
Kit emergenza 3W - 3h/12% 180÷250 Vac
180÷250 Vac - 3h/12% - 3W emergency kit

Tabella di scelta potenza driver LED - *LED Power supply table choice*

CE RoHS compliance F M M equiv. SELV EMC 300MHz IP20 PFC



Fornito di dip switch per la selezione della corrente in uscita. Il driver incluso nella confezione è normalmente settato a 34W (vedi tabella). Se necessario è possibile diminuire o aumentare la potenza e di conseguenza i lumen output.
Equipped with dip switch for selecting the current output. *The driver included inside the package is usually set to 34W (see table). If necessary it is possible to decrease or increase the power and consequently the lumen output.*

Taratura *Dip-switch*	Potenza *Power*	Lm Output
mA	Watt	Lm
800	29	3480
900	34	4080
950	36	4320
1050	40	4800

Taratura standard di fabbrica
Driver Standard factory setting

Installazione con accessorio a SOSPENSIONE - *Installation with SUSPENSION accessory*



Cod. 31300 + 000102-M

Cod. 31300/ECO + 000102-M

Cod. 000102-M

Accessori non inclusi - Not included accessories

Kit sospensione
Suspension Kit



Cod. 31300

Kit sospensione con cavo 2 m che consente di installare LED Syros Q e LED Syros R. Si consiglia l'installazione mantenendo una distanza di almeno 50/60 cm tra soffitto e plafoniera.

Suspension kit with 2 m cable allows the suspended mounting of the LED Syros Q e LED Syros R.
We recommend leaving at least 50/60cm between the ceiling and the



Cod. 31300/ECO

Kit sospensione che consente di installare LED Syros Q e LED Syros R. Si consiglia l'installazione mantenendo una distanza di almeno 50/60cm tra soffitto e plafoniera.

Suspension kit allows the suspended mounting of the LED Syros Q and LED Syros R.
We recommend leaving at least 50/60cm between the ceiling and the lamp when installing it.

Kit sicurezza; cavo di sicurezza in acciaio
Security Kit; safety steel wire

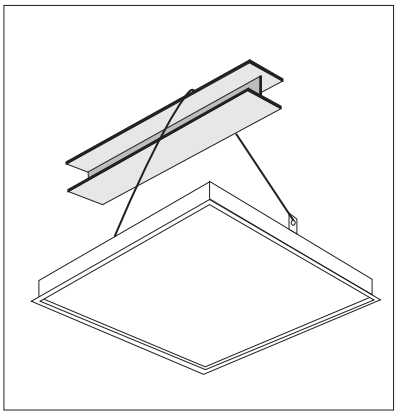

Cod. 000/210

Kit sicurezza: Lunghezza 1500mm, Ø 1,5mm. Cavo in acciaio anticaduta per Led Zante da incasso.

Security kit. Lenght 1500mm, Ø1,5mm. Anti-fall steel cable for recessed Led Zante





Cod. 000/211

Ganci per Kit sicurezza

Hooks for security kit

Montaggio per cartongesso - *Mounting for plasterboard*



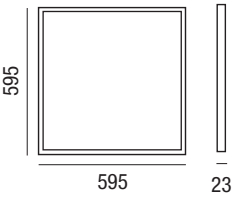

Cod. 25930/CLIPS

4 molle di fissaggio per installazione ad incasso in controsoffitti di cartongesso + 8 viti
4 fixing springs for recessed installation on plasterboard false ceiling + 8 screws





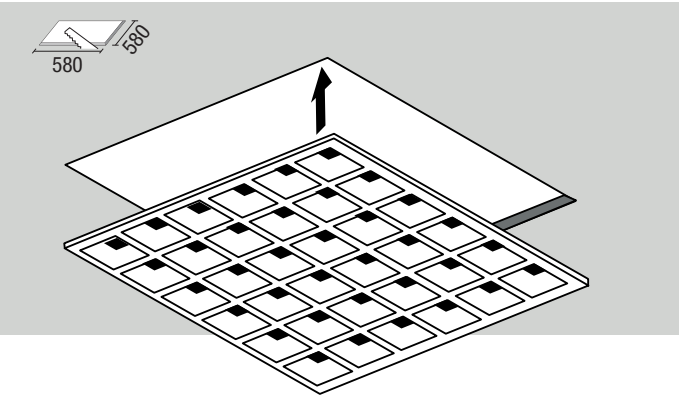

Montaggio a plafone - *Ceiling mounting*



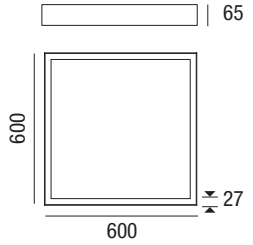

Cod. 000102-M

Cassaforma per installazione **a plafone**.
Questo accessorio consente di montare LED Patmos direttamente a soffitto. La cassaforma è composta da un telaio componibile in lamiera verniciata bianca, costituito da quattro elementi ad incastro e viti a corredo.

*Coffer for ceiling **installation.** This accessory makes it possible to install the LED Patmos directly on a ceiling. The framework is composed of a modular frame in white painted sheet, consisting of four interlocking elements and screws supplied.*



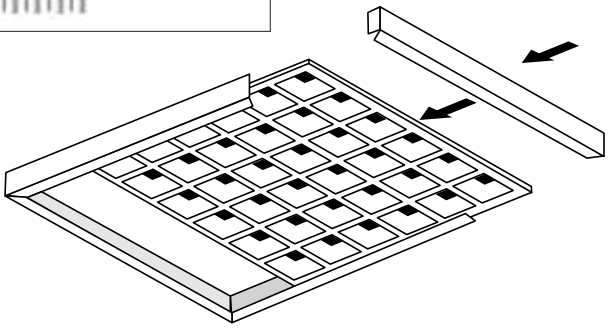

LED Egeo R-C-S

A RICHIESTA
ON DEMAND

0-10V | DALI 2 | Bluetooth | EMER

Serie di apparecchi a LED per aree comuni, corridoi, scale, laboratori, strutture sanitarie, sale riunioni, negozi, adatte per controsoffitti a vista. Per ambienti dove sia necessaria una luce diffusa perfettamente omogenea. Ideale per spazi di lavoro in cui è necessario un maggiore controllo dell'abbagliamento, grazie allo schermo microprismatizzato che fornisce un'illuminazione ottimale e rispettosa delle normative sul comfort visivo (UGR≤16).

Installazione: ad incasso in appoggio sulla struttura a "T" del controsoffitto, a plafone (con accessori di montaggio), a sospensione (con accessori di montaggio).

Corpo e telaio: struttura in lamiera di acciaio elettrozincata, cornice in alluminio estruso EN AW 6060.

Verniciatura: di tipo poliestere eseguita a polvere. Colore bianco RAL 9010.

Ottica: lastra in policarbonato diffondente.

Schermo: microprismatizzato di spessore 2mm.

UGR: Conforme alla norma EN 12464-1 - ≤16.

Temperatura colore: 4000K .

Conforme alla norma: EN60598-1, RG0 nessun rischio fotobiologico ai fini della norma EN62471.

Led: mantenimento del flusso luminoso minimo al 80%: L80B20>50.000h.

Driver multipotenza: non incluso, fattore di potenza ≥0,95 conforme alle norme.

Prodotto conforme alle direttive: CAM

Luminaire for recessed, ceiling or suspended installation designed to light up spaces requiring perfectly homogeneous diffused light.

It is suitable for modular false ceilings with exposed structure (lay-in installation) where it's necessary a higher glare control, the models with micro-prismatic shield supply an ideal lighting complying standards about visual comfort (UGR≤16).

Installation: *lay-in installation on T-beams of false ceiling, ceiling use (with mounting accessories), suspended use (with mounting accessories).*

Body and frame: *structure made by galvanized steel sheet, frame made by EN AW 6060 extruded aluminum.*

Coating: *coated with powdered polyester. RAL 9010 white color.*

Optic: *polycarbonate sheet diffusing.*

Shield: *opal or micro-prismatic engineering plastic sheet with 2mm thickness.*

UGR: *According to Standard EN 12464-1 - ≤16*

Color temperature: *4000K.*

According to standard: *EN60598-1, RG0 exempt from photo-biological risks in compliance with standard EN62471.*

Led: *maintenance of minimum luminous flux to 80%: L80B20>50.000h.*

Driver multipower: *not included. Power factor ≥0,95, compliant with standards.*

Product compliant with directives: CAM



IK06 | IP40 | CRI 90 | +40 C° -20 | 850° | CE | Pending | RETAIL | MARKET | SCHOOL 1+1=2 ABC | HOTEL | HOSPITAL | OFFICE UGR<16 | GYM | TOILET | WET

DRIVER NOT INCLUDED MULTIPOWER | RG0 | UGR ≤16

LED Egeo Q



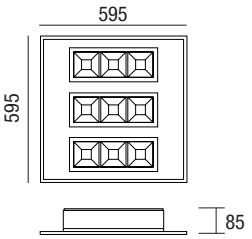

	colour	W max	Lm output	K	pcs	Kg	S+L
	B	35	4350	4000	001	3,50	27390-B

Connessione rapida
Rapid connection



Per una più rapida installazione tutti i modelli da incasso sono dotati di cavo con morsetto per collegamento rapido.
For quicker installation, all the recessed models are equipped of dedicated cable with fast connection terminal.

Facilità di installazione
Easy installation



Facilità di installazione: connessione rapida senza necessità di apertura dell'apparecchio, facilmente inseribile nel plafone. Dopo l'installazione il prodotto non richiede manutenzione.
Easy installation: quick connection without having to open the device, easily installed in the ceiling.The device requires no maintenance after installation.

Flimmerfrei
Sans scintillement



Luce uniforme per garantire un'ottimale protezione agli occhi.
Uniform light with no flicker for greater eye protection.

Dati fotometrici
Photometric data

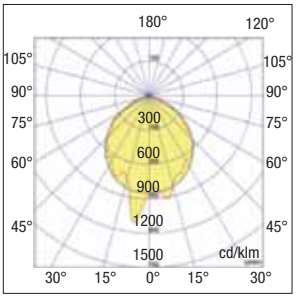



Accessori non inclusi - Not included accessories

Kit sospensione
Suspension Kit



Cod. 31300

Kit sospensione con cavo 2 m che consente di installare LED Egeo Q. Si consiglia l'installazione mantenendo una distanza di almeno 50/60 cm tra soffitto e plafoniera.

Suspension kit with 2 m cable allows the suspended mounting of the LED Egeo Q.
We recommend leaving at least 50/60cm between the ceiling and the lamp when installing it.



Cod. 31300/ECO

Kit sospensione che consente di installare LED Egeo Q.
Si consiglia l'installazione mantenendo una distanza di almeno 50/60cm tra soffitto e plafoniera.

Suspension kit allows the suspended mounting of the LED Egeo Q.
We recommend leaving at least 50/60cm between the ceiling and the lamp when installing it.

LED DRIVER Multipower



Driver con connessione rapida
Driver with fast connection.

LED driver multipower
RN9164/FAST (ON-OFF)
RN9168/FAST (1-10V.)
RN9168/DAFAST (DALI, PUSH,0-10V.)
RN8166DAPUFAS DALI 2 PUSH

Kit emergenza - *Emergency kit*



Cod. 65151LED80CP3
Kit emergenza 3W - 3h/12% 180÷250 Vac
180÷250 Vac - 3h/12% - 3W emergency kit

Cod. RP0714CP3 - AUTOTEST
Kit emergenza 3W - 3h/12% 180÷250 Vac
180÷250 Vac - 3h/12% - 3W emergency kit

Tabella di scelta potenza driver LED - *LED Power supply table choice*

CE RoHS compliance F M M equiv. SELV EMC 300MHz IP20 PFC VDT



Fornito di dip switch per la selezione della corrente in uscita. Il driver incluso nella confezione è normalmente settato a 35W (vedi tabella). Se necessario è possibile diminuire la potenza e di conseguenza i lumen output.

Equipped with dip switch for selecting the current output. *The driver included inside the package is usually set to 35W (see table). If necessary it is possible to decrease the power and consequently the lumen output.*

Taratura *Dip-switch*	Potenza *Power*	Lm Output
mA	Watt	Lm
800	29	3600
900	33	4000
950	35	4350

	Taratura standard di fabbrica *Driver Standard factory setting*



Cassaforma per installazione a plafone (non incassata).
Questo accessorio consente di montare LED Egeo Q e LED Egeo R direttamente a soffitto. La cassaforma è composta da un telaio componibile in lamiera verniciata bianca, costituito da quattro elementi ad incastro e 4 viti a corredo.

Coffer for ceiling installation (not recessed).
This accessory makes it possible to install the LED Egeo Q e LED Egeo R directly on a ceiling. The framework is composed of a modular frame in white painted sheet, consisting of four interlocking elements and 4 screws supplied.

Cod. 27390/CF
LED Egeo Q 600x600mm



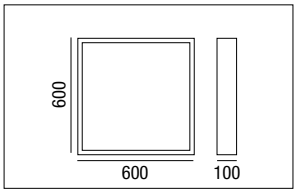

LED Zante R-C-S

A RICHIESTA
ON DEMAND

Serie di apparecchi a LED per aree comuni, corridoi, scale, laboratori, strutture sanitarie, sale riunioni, negozi, adatte per controsoffitti a vista. Per ambienti dove sia necessaria una luce diffusa perfettamente omogenea. Ideale per spazi di lavoro in cui è necessario un maggiore controllo dell'abbagliamento, grazie allo schermo microprismatizzato che fornisce un'illuminazione ottimale e rispettosa delle normative sul comfort visivo (UGR≤19).
Per applicazioni in uffici ove ci siano attività lavorative svolte al videoterminale si consiglia l'utilizzo della serie SYROS o EGEO che hanno un maggior confort visivo grazie al UGR<16.

Installazione: ad incasso in appoggio sulla struttura a "T" del controsoffitto, ad incasso in controsoffitti di cartongesso (con accessori di montaggio), a plafone (con accessori di montaggio), a sospensione (con accessori di montaggio).

Corpo e telaio: struttura in lamiera di acciaio elettrozincata, cornice in alluminio estruso EN AW 6060, verniciati con polvere termoindurente poliestere.

Verniciatura: di tipo poliestere eseguita a polvere. Colore bianco RAL 9003.

Ottica: diffondente. Composta da lastra in tecnopolimero (MS).

Schermo: in materiale PMMA microprismatizzato, spessore 2mm.

UGR: Conforme alla norma EN 12464-1 - ≤19.

Temperatura colore: 3000K, 4000K e 3CCT (3000K-4000K-6000K).

Conforme alla norma: EN60598-1, RG0 nessun rischio fotobiologico ai fini della norma EN62471.

Led: mantenimento del flusso luminoso minimo al 80%: L80B20>50.000h.

Driver: multipotenza. Fattore di potenza ≥0,95.

Prodotto conforme alle direttive:

Luminaire for recessed, ceiling or suspended installation designed to light up spaces requiring perfectly homogeneous diffused light. It is suitable for modular false ceilings with exposed structure (lay-in installation) where it's necessary a higher glare control, the models with micro-prismatic shield supply an ideal lighting complying standards about visual comfort (UGR≤19).
For applications in offices where there are work activities carried out at the video terminal, the use of the SYROS or EGEO series is recommended, which have a greater visual comfort thanks to the UGR <16.

***Installation:** lay-in installation on T-beams of false ceiling, recessed use in plasterboard false ceilings (with mounting accessories), ceiling use (with mounting accessories), suspended use (with mounting accessories).*

***Body and frame:** structure made by galvanized steel sheet, frame made by EN AW 6060 extruded aluminum, coated with polyester thermoset powder.*

***Coating:** coated with powdered polyester. RAL 9003 white color.*

***Optic:** diffused. Engineering plastic sheet (MS).*

***Shield:** PMMA micro-prismatic engineering plastic sheet with 2mm thickness.*

***UGR:** According to Standard EN 12464-1 - ≤19*

***Color temperature:** 3000K, 4000K e 3CCT (3000K-4000K-6000K).*

***According to standard:** EN60598-1, RG0 exempt from photo-biological risks in compliance with standard EN62471.*

***Led:** maintenance of minimum luminous flux to 80%: L80B20>50.000h.*

***Driver:** multipower. Power factor ≥0,95.*

Product compliant with directives:



IP20 IK06 / IP44 IK06 | CRI 90 | +40 C° -20 | 850° | DRIVER NOT INCLUDED MULTIPOWER | RG0

RETAIL | MARKET | SCHOOL 1+1=2 ABC | HOTEL | HOSPITAL | OFFICE | GYM | TOILET | WET | UGR ≤19

LED Zante Q

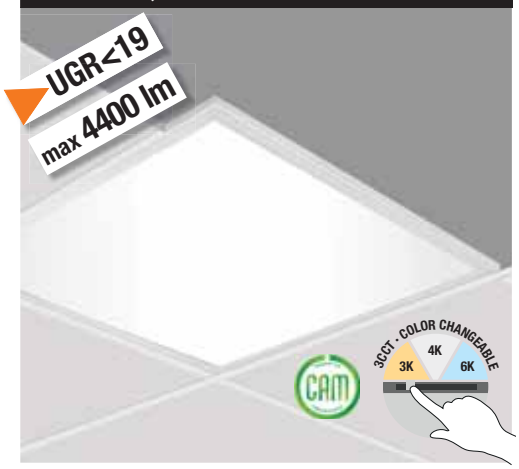

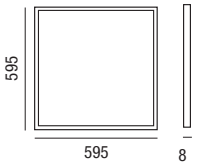

NEW packaging
- In confezione da 10pcs.
- *10 pcs packs.*

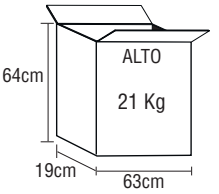

colour	W max	Lm output	K			pcs	Kg	S+L
B	44	max 4400		4000		010	2,00	25930/B
B	44	max 4400	3000	4000	6000	010	2,00	25932/B-

LED Zante R





NEW packaging
- In confezione da 10pcs.
- *10 pcs packs.*

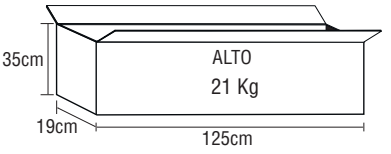

colour	W max	lm output	K			pcs	Kg	S+L
B	44	max 4400		4000		010	3,20	26013/B
B	44	max 4400	3000	4000	6000	010	3,20	26014/B-

Accessori non inclusi - Not included accessories



Driver con connessione rapida
Driver with fast connection

LED driver multipower
RN9164/FAST (ON-OFF)
RN9168/FAST (1-10V.)
RN9168/DAFAST (DALI, PUSH,0-10V.)
RN8166DAPUFAS DALI 2 PUSH



Cod. 65151LED80CP3
Kit emergenza 3W - 3h/12% 180÷250 Vac
180÷250 Vac - 3h/12% - 3W emergency kit

Cod. RP0714CP3 - AUTOTEST
Kit emergenza 3W - 3h/12% 180÷250 Vac
180÷250 Vac - 3h/12% - 3W emergency kit

Tabella di scelta potenza driver LED - *LED Power supply table choice*

RoHS compliance | F | M M | equiv. SELV | EMC 300MHz | IP20 | PFC | VDT



Fornito di dip switch per la selezione della corrente in uscita. Il driver incluso nella confezione è normalmente settato a 38W (vedi tabella). Se necessario è possibile diminuire o aumentare la potenza e di conseguenza i lumen output.

Equipped with dip switch for selecting the current output. *The driver included inside the package is usually set to 38W (see table). If necessary it is possible to decrease or increase the power and consequently the lumen output.*

Taratura *Dip-switch*	Potenza *Power*	Lm Output
mA	Watt	Lm
800	33	3300
900	38	3800
950	40	4000
1050	44	4400

	Taratura standard di fabbrica *Driver Standard factory setting*

Dati fotometrici
Photometric data

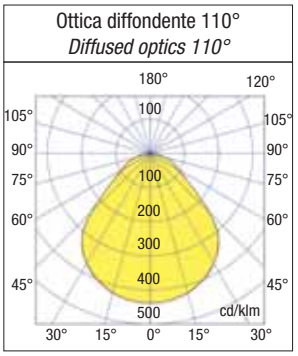

Connessione rapida
Rapid connection



Per una più rapida installazione tutti i modelli da incasso sono dotati di cavo con morsetto per collegamento rapido.
For quicker installation, all the recessed models are equipped of dedicated cable with fast connection terminal.

Facilità di installazione
Easy installation

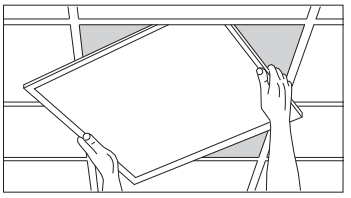

Facilità di installazione: connessione rapida senza necessità di apertura dell'apparecchio, facilmente inseribile nel plafone. Dopo l'installazione il prodotto non richiede manutenzione.
Easy installation: quick connection without having to open the device, easily installed in the ceiling.The device requires no maintenance after installation.

Flicker free



Luce uniforme per garantire un'ottimale protezione agli occhi.
flicker for greater eye protection.

Composizione lampada - *Lamp composition*

Le qualità dello schermo microprismatizzato

LED Zante è dotato di schermo microprismatizzato per un elevato controllo dell'abbagliamento, creato da una lastra in **PMMA** (Polimetilmetacrilato) un polimero che non ingiallisce e mantiene inalterate le sue caratteristiche nel tempo. La qualità dei materiali utilizzati da Relco garantiscono un mantenimento del flusso luminoso minimo al 80%: **L80B20>**50.000h un alta resa del colore (**CRI≤90**), assenza di abbagliamento (**UGR≤19**) e basso livello di Flickering.

The qualities of the microprismatic screen

LED Zante is equipped with a micro-prismatic screen for high glare control, created from a PMMA (Polymethylmethacrylate) plate, a polymer that does not yellow and maintains its characteristics over time. The quality of the materials used by Relco guarantee a minimum luminous flux maintenance at 80%: L80B20>50.000h a high color rendering (CRI≤90), absence of glare (UGR≤19) and low level of Flickering.

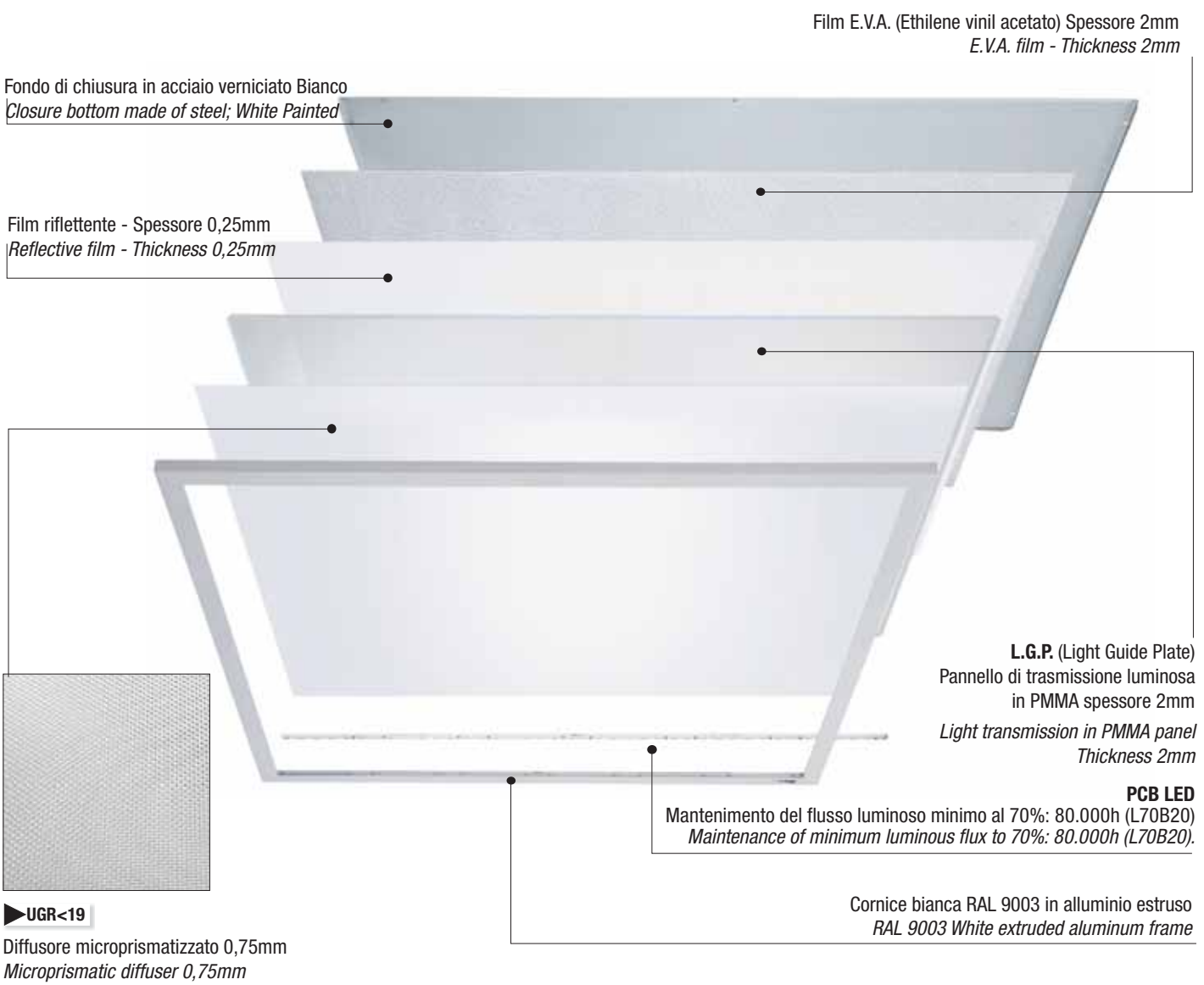

Installazione con accessori per plafone cartongesso - *Plasterboard accessories ceiling installation*



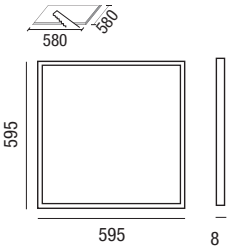

Cod. 25930/CLIPS

4 molle di fissaggio per installazione ad incasso in controsoffitti di cartongesso + 8 viti

4 fixing springs for recessed installation on plasterboard false ceiling + 8 screws

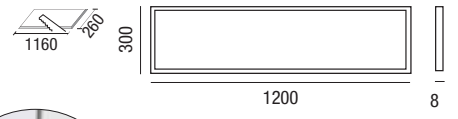

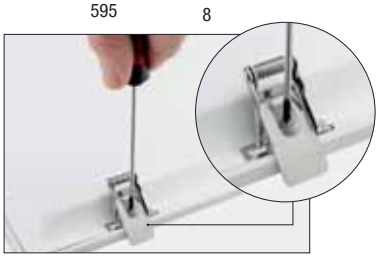





Cod. 000102 (000102-M)



Cod. 000102 - LED Zante Q 600x600mm
Cod. 000103 - LED Zante R 300x1200mm

Cassaforma per installazione **a plafone (non incassata)**. Questo accessorio consente di montare LED Zante Q e R direttamente a soffitto.
La cassaforma è composta da un telaio componibile in lamiera verniciata bianca, costituito da quattro elementi ad incastro e viti a corredo.

*Coffer for ceiling **installation (not recessed)**. This accessory makes it possible to install the LED Zante Q or R directly on a ceiling. The framework is composed of a modular frame in white painted sheet, consisting of four interlocking elements and screws supplied.*

Cod. 000102 (000102-M)

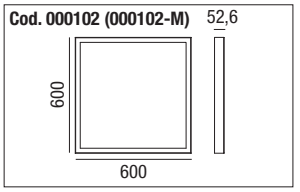

Cod. 000103 (000103-M)

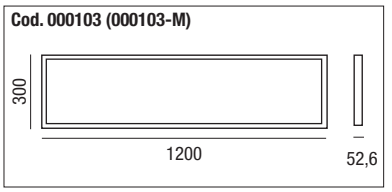

Installazione con accessorio a SOSPENSIONE - *Installation with SUSPENSION accessory*





Cod. 31300

Kit sospensione <u>con cavo 2m</u> che consente di installare LED Zante Q e LED Zante R (aggiungere anche accessorio 000103 cassaforma 300X1200). Si consiglia l'installazione mantenendo una distanza di almeno 50/60cm tra soffitto e plafoniera.

Suspension kit <u>with 2 m cable</u> allows the suspended mounting of the LED Zante Q and LED Zante R (also add accessory 000103 formwork 300X1200). We recommend leaving at least 50/60cm between the ceiling and the lamp when installing it.



Cod. 31300/ECO

Kit sospensione che consente di installare LED Zante Q e LED Zante R (aggiungere anche accessorio 000103 cassaforma 300X1200).
Si consiglia l'installazione mantenendo una distanza di almeno 50/60cm tra soffitto e plafoniera.

Suspension kit with 2 m cable allows the suspended mounting of the LED Zante Q and LED Zante R (also add accessory 000103 formwork 300X1200). We recommend leaving at least 50/60cm between the ceiling and the lamp when installing it.

LED Milo Backlit R-C-S

A RICHIESTA
ON DEMAND

0-10V | DALI 2 | Bluetooth | EMER

Apparecchio a LED per aree comuni, corridoi, scale, laboratori, strutture sanitarie, sale riunioni, negozi, adatte per controsoffitti a vista. Per ambienti dove sia necessaria una luce diffusa perfettamente omogenea. Ideale per spazi di lavoro in cui è necessario un maggiore controllo dell'abbagliamento, grazie allo schermo microprismatizzato che fornisce un'illuminazione ottimale e rispettosa delle normative sul comfort visivo (UGR≤19).
Per applicazioni in uffici ove ci siano attività lavorative svolte al videoterminale si consiglia l'utilizzo della serie SYROS, EGEO o ITACA che hanno un maggior confort visivo grazie al UGR<16.

Installazione: ad incasso in appoggio sulla struttura a "T" del controsoffitto, .

Corpo e telaio: struttura in lamiera di acciaio elettrozincata, cornice in alluminio estruso EN AW 6060, verniciati con polvere termoindurente poliestere.

Verniciatura: di tipo poliestere eseguita a polvere. Colore bianco RAL 9003.

Ottica: diffondente. Composta da lastra in tecnopolimero (MS).

Schermo: Milo Basic - **Milo HE** diffusore opale.
Milo Plus diffusore prismatizzato.

Conforme alla norma: EN60598-1, RG0 nessun rischio fotobiologico ai fini della norma EN62471.

Led: mantenimento del flusso luminoso minimo al 80%: L80B20>50.000h.

Driver: multipotenza. Fattore di potenza ≥0,95 **da ordinare a parte**.

Prodotto conforme alle direttive: CAM

LED appliance for common areas, halls, stairs, laboratories, healthcare facilities, meeting rooms, shops, suitable for visible false ceilings. For environments requiring perfectly evenly diffused light. Ideal for workspaces which need greater glare control, thanks to the microprismatic screen which provides optimal lighting and complies with standards on visual comfort (UGR≤19).

For applications in offices where work is carried out at video terminals, we recommend using the SYROS or EGEO or ITACA series which provide greater visual comfort thanks to UGR<16.

Installation: *recessed set on the T-shaped false ceiling structure.*

Body and frame: electro-galvanised steel sheet structure, EN AW 6060 extruded aluminium frame, coated with thermosetting polyester powder.

Painting: *powder polyester coating. White RAL 9003.*

Optics: *diffusing. Consisting of techno-polymer sheet (MS).*

Screen: Milo Basic *-* ***Milo HE*** *opal diffuser.*
Milo Plus *prismatic diffuser.*

Compliant with standard: *EN60598-1, RG0 no photobiological risk for the purposes mentioned in standard EN62471.*

LED: *maintenance of 80% minimum luminous flux: L80B20>50.000h.*

Driver: *multi-power factor ≥0.95 to be ordered separately.*

Product compliant with directives: CAM



37 Vdc | +40 C° -20 | 650° | CE | III | 03

RETAIL | MARKET | SCHOOL 1+1=2 ABC | HOTEL | HOSPITAL | OFFICE | GYM | TOILET | WET | DRIVER NOT INCLUDED MULTIPOWER | RG0

LED Milo Backlit Q



LED Milo Backlit R



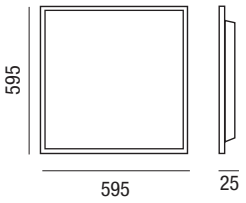

LED Milo Backlit Q



LED Milo Backlit R

		colour	Wmax	Lm output	lm/W	K	pcs	Kg	S+L			
BASIC series	LED Milo Backlit Q 60X60	B	40	max 4400	110	4000	10	1,30	25938/B	UGR≤19*	IP20 IK06 IP44 IK06	
		B	40	max 4400	110	4000	10	1,30	25938/65/B	UGR≤19*	IP20 IK06 IP65 IK06	IP65
BASIC series	LED Milo Backlit R 30X120	B	40	max 4400	110	3000K	10	1,30	25938B301203K	UGR≤19*	IP20 IK06 IP44 IK06	
		B	40	max 4400	110	4000	10	1,30	25938/B30120			
		B	40	max 4400	110	4000	10	1,30	2593865B30120	UGR≤19*	IP20 IK06 IP65 IK06	IP65

		colour	Wmax	Lm output	lm/W	K	pcs	Kg	S+L		
PLUS series CRI 90	LED Milo Backlit Q 60X60	B	40	max 4640	116	3000K	10	1,30	25938/BPLUS3K	UGR-19	
		B	40	max 4640	116	4000	10	1,30	25938/BPLUS		
		B	40	max 4610	116	3000 4000 6000	10	1,30	25938/BPLUS3K-	IP20 IK06 IP44 IK06	
	LED Milo Backlit R 30X120	B	40	max 4400	110	3000 4000 6000	10	1,30	25938BPL30120-		

Milo HE grande vantaggio economico, consumo ridotto e alta efficienza luminosa.
Milo HE *great economic advantage, low consumption and high luminous efficiency.*

		colour	Wmax	Lm output	lm/W	K	pcs	Kg	S+L		
HE series	LED Milo Backlit Q 60X60	B	40	max 5600	147	4000	10	1,60	25938/BHE	UGR-19	IP20 IK06 IP44 IK06

Tabella di scelta potenza driver (non incluso) - *LED Power supply table choice (not included)*



Driver con connessione rapida
Driver with fast connection.
STANDARD 900mA

LED driver multipower
RN9164/FAST
RN9168/FAST (1-10V.)
RN9168/DAFAST (DALI, PUSH,0-10V.)
RN8166DAPUFAS DALI 2 PUSH

CE | RoHS compliance | F | M M | equiv. SELV | EMC 300MHz | IP20 | PFC | VDT | 17

SCEGLI LA GIUSTA CORRENTE PER OTTIMIZZARE IL FLUSSO LUMINOSO NECESSARIO
CHOOSE THE RIGHT CURRENT TO OPTIMIZE THE NECESSARY LUMINOUS FLUX

Taratura *Dip-switch*	Potenza *Power*
mA	Watt
800	32
900	36
950	38
1050	40
	Taratura standard di fabbrica *Driver Standard factory setting*

Possibilità di scegliere la corrente di pilotaggio del LED **max 1050mA**, tenendo presente che la scelta di una corrente più bassa aumenterà l'efficienza e quindi migliorerà il risparmio energetico. In questo modo potrai scegliere il flusso luminoso ideale per ogni progetto illuminotecnico.

*Possibility to choose the driving current of the LED **max 1050mA**, bearing in mind that choosing a lower current will increase efficiency and therefore improve energy savings. In this way you can choose the ideal luminous flux for each lighting project.*

Accessori non inclusi - Circle template in 4 colori - *Accessories not included - Circle template in 4 colors*

LED Milo Circle template

NEW



Circle template in metallo da utilizzare in abbinamento a Milo LED in appoggio alla strutura esistente.
Verniciatura: di tipo poliestere eseguita a polvere. Colore bianco RAL 9003, Arancio RAL 050 60 80, Cyan primario, giallo primario.
Circle template in metal to be used in combination with Milo LED in support of the existing structure.
Painting: *polyester powder paint. Color white RAL 9003, orange RAL 050 60 80, primary cyan, primary yellow.*

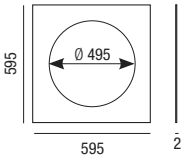





Cod. 000104-OR
Circle template Arancio
Circle template Orange

Cod. 000104-WH
Circle template Bianco
Circle template White

Cod. 000104-YE
Circle template Giallo primario
Circle template Yellow



Cod. 000104-CY
Circle template Cyan
Circle template Cyan

è possibile customizzare Circle template in altri colori, a richiesta per quantità con tempi di consegna 60giorni.
it is possible to customize Circle template in other colors, on request for quantities with delivery times of 60 days.

Accessori non inclusi - cassaforma da assemblare per installazione a plafone e molle di fissaggio per cartongesso
Accessories not included - formwork to be assembled for ceiling installation and fixing springs for plasterboard

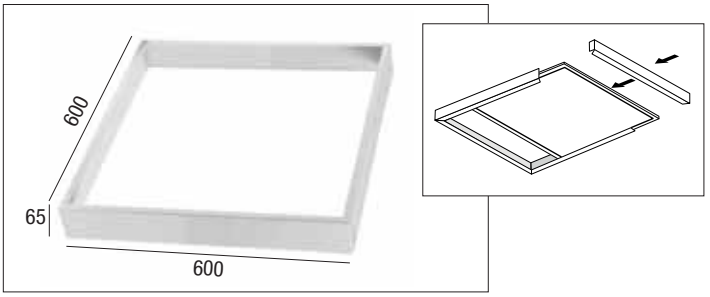



Cod. 000102-M (versione quadrata)
Cassaforma da assemblare per installazione **a plafone**. Questo accessorio consente di montare LED Milo Q direttamente a soffitto in modo veloce. La cassaforma è composta da un telaio componibile in lamiera verniciata bianca RAL 9003, costituito da quattro elementi ad incastro.

Cod. 000103-M (rectangular version)
Frame to be assembled for ceiling ***installation.*** *This accessory makes it possible to install the LED Milo Q directly on a ceiling quickly. The framework is composed of a modular frame in RAL 9003 white painted sheet, consisting of four interlocking elements.*



Cod. 31300/ECO
Kit sospensione che consente di installare LED Milo da aggiungere all'accessorio 000102-M (cassaforma 600X600) o 000103-M (cassaforma 300X1200). Si consiglia l'installazione mantenendo una distanza di almeno 50/60cm tra soffitto e plafoniera.
Suspension kit that allows you to install LED Milo to be added to the accessory 000102-M (600X600 formwork) or 000103-M (300X1200 formwork). We recommend leaving at least 50/60cm between the ceiling and the lamp when installing it.

Cod. 25930/CLIPS
4 molle di fissaggio per installazione ad incasso in controsoffitti di cartongesso + 8 viti.
4 fixing springs for recessed installation on plasterboard false ceiling + 8 screws.





Dati fotometrici
Photometric data

Ottica diffondente 110°
Diffused optics 110°

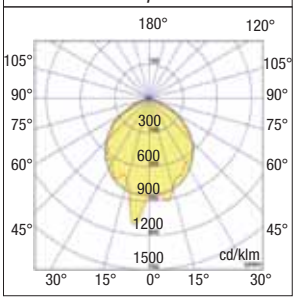

NEW Milo packaging

- LED Milo Baklit Q, LED Milo Baklit R, in confezione da 10pcs.
- 10 pcs packs LED Milo Baklit Q, LED Milo Baklit R.

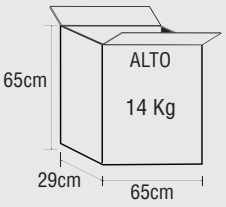

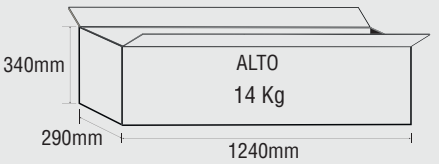

UGR≤19*

* Valori raggiunti per maggior parte di applicazioni per interni. Verificare con vostro lighting designer in fase di progetto la migliore soluzione illuminotecnica per il vostro ufficio.

** Values achieved for most interior applications. Check with your lighting designer during the design phase for the best lighting solution for your office.*

Accessori non inclusi - Not included accessories

Cod. 65151LED80CP3



Cod. RP0714CP3

AUTOTEST



Cod. 65151LED80CP3
L240x P59x H40
Kit emergenza 3W - 3h/12% 180÷250 Vac
180÷250 Vac - 3h/12% - 3W emergency kit

Cod. RP0714CP3 - AUTOTEST
L195x P55x H42
Kit emergenza 3W - 3h/12% 180÷250 Vac
180÷250 Vac - 3h/12% - 3W emergency kit

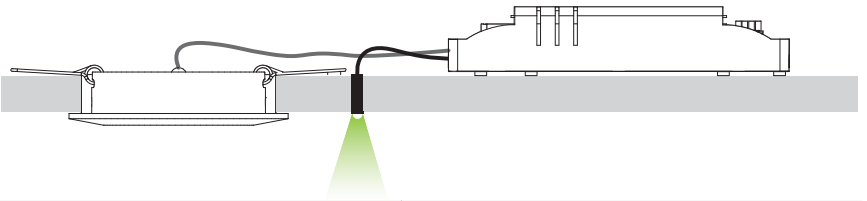

VANTAGGI EMERGENZA CON AUTOTEST
ADVANTAGES OF EMERGENCY WITH SELF-TEST

Il modello Autotest segnala eventuali anomalie (attraverso il Led bicolore Rosso-Verde) che possono presentarsi durante il normale funzionamento della batteria e/o circuito di pilotaggio della lampada a cui è collegato l'inverter.

The Autotest model signals any anomalies (through the two-colour Red-Green LED) that may occur during normal operation of the battery and/or piloting circuit of the lamp to which the inverter is connected

Colore LED - *LED indication*		Stato - *Status*
	Verde fisso - Permanent Green	Batteria carica o in carica - Battery charge or charging
	Verde lampeggiante - Flashing Green	Funzione TEST avviata - TEST in progress
	Verde lampeggiante lento (1s ON - 1s OFF) Slow flashing green (1s ON - 1s OFF)	TEST di autonomia avviato - Autonomy TEST in progress
	Rosso fisso - Permanent Red	Lampada guasta - Lamp failure
	Rosso lampeggio veloce (0,1s ON - 0,1s OFF) Fast flashing Red (0,1s ON - 0,1s OFF)	Guasto circuito di ricarica - Charging failure
	Lampeggio Rosso lento (1s ON - 1s OFF) Slow flashing Red (1s ON - 1s OFF)	Batteria guasta - Battery failure
	Verde e Rosso OFF - Green and Red OFF	Emergenza ON - Emergency ON

Possibilità di gestione del punto luce centralizzata o con sensori di presenza / luminosità.
Possibility of managing the centralized light point or with presence / brightness sensors.



cod. **HBTDA** DALI 2 PUSH

Informazioni prodotto
Product information



Accessorio per montaggio a plafone
Ceiling mount accessory

Sensore di movimento e crepuscolare con Varialuce integrato:

- è il **software**, è **l'hardware** del sistema integrato nell'apparecchio.
- Funzione MASTER e SLAVE.
- Dimmer DALI in Bluetooth 5.0 SIG MESH funzione ON-OFF, temporizzazione.
- Applicazione ad incasso o plafone.

Motion and twilight sensor with integrated Dimmer:

- it is the **software**, the **hardware** of the system integrated into the device.
- MASTER and SLAVE function.
- Dimmer DALI in Bluetooth 5.0 SIG MESH function, timing.
- Recessed or ceiling-mounted application.

Lenti incluse nella confezione *Lenses included in the package*		Rilevamento max (DxH) Max detection (DxH)	Asimmetrica *Asymmetric*	Per corridoi for corridors
Convessa *Convex*		10m x 3m	5m x 3m	8m x 3m
Piatta *Flax*		9m x 3m	4.5m x 3m	7m x 3m

LED Itaca R-C-S

A RICHIESTA
ON DEMAND

Famiglia di apparecchi a LED ad elevato confort visivo con un bassissimo indice di abbagliamento, pensata per aree comuni, corridoi, scale, laboratori, strutture sanitarie, sale riunioni, negozi. Ideale dove è richiesta un'illuminazione con livelli di abbagliamento minimi. Il bassissimo consumo energetico e le contenute temperature garantiscono una lunga durata al prodotto. L'utilizzo della tecnologia LED garantisce una resa luminosa elevata in relazione al consumo di energia, annullando completamente i costi di manutenzione.
Installazione: ad incasso in appoggio alla struttura del controsoffitto.
A plafone e a sospensione (con accessori di montaggio **Cod. 31300**).
Corpo: in alluminio verniciato (bianco RAL 9003 versione R-C) (grigio RAL9006 versione S).
Ottica: dark-light per una riduzione massima dell'abbagliamento.
Temperatura di colore: 3000K - 4000K.
Driver multipotenza : da ordinare a parte, per modelli ad incasso.
Driver multipotenza : incluso: nei modelli a plafone.
Con possibilità di diminuzione della potenza (Lm) tramite DIP. Fattore di potenza ≥0,95 .
Conforme alla norma: EN60598-1, RG0 nessun rischio fotobiologico ai fini della norma EN62471.
Led: SMD Mantenimento del flusso luminoso minimo al 80%: L80B20>50.000h.
Prodotto conforme alle direttive:

Range of high visual comfort LED appliances with a very low glare index, designed for public areas, halls, stairs, laboratories, healthcare facilities, meeting rooms, shops. Ideal where light is required with minimal glare levels. Very low energy consumption and low temperatures guarantee a long product life.
LED technology guarantees high light output in relation to energy consumption, completely eliminating maintenance costs.
***Installation:** recessed set on false ceiling structure.*
*Ceiling and suspension (with assembly accessories **Code 31300**).*
***Body:** in painted aluminum (white RAL 9003 R-C version) (grey RAL9006 S version).*
***Optic:** dark-light for maximum glare reduction.*
***Color temperature:** 3000K - 4000K.*
***Multipower driver : to be ordered separately** for recessed models*
***Multipower driver : included** for ceiling models.*
With possibility of decreasing power (Lm) by means of DIP switch. Power factor ≥0.95.
***According to standard:** EN60598-1, RG0 no photobiological risk for the purposes mentioned in standard EN62471.*
***Led: SMD** Maintenance of 80% minimum luminous flux: L80B20>50.000h.*
Product compliant with directives:

LED Itaca R - incasso/recessed



LED Itaca C - plafone/ceiling

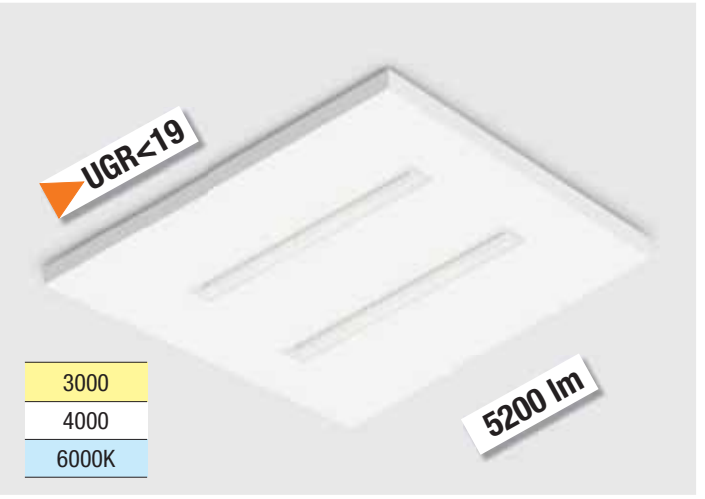





Reference: Euronics - Broni



Accessori non inclusi - Not included accessories



Kit emergenza
Emergency kit

Cod. 65151LED80CP3
Kit emergenza 3W - 3h/12% 180÷250 Vac
180÷250 Vac - 3h/12% - 3W emergency kit

Cod. RP0714CP3 - AUTOTEST
Kit emergenza 3W - 3h/12% 180÷250 Vac
180÷250 Vac - 3h/12% - 3W emergency kit

IP20 IK06 / IP44 IK06 | CRI 90 | +40 C° -20 | 650° | CE | DRIVER NOT INCLUDED MULTIPOWER | RG0

RETAIL | MARKET | SCHOOL 1+1=2 ABC | HOTEL | HOSPITAL | OFFICE | GYM | TOILET | WET | UGR ≤19

LED Itaca RR 30X60



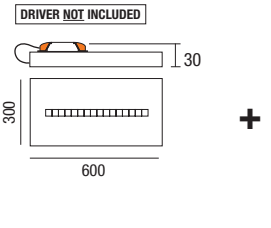



Driver con connessione rapida
Driver with fast connection.

LED driver multipower

RN9161FAST500

RN8166DAFA500 DALI 2

RN9160/DALI500 DALI 2

colour	W max	lm output	lm/W	K	Kg	S+L
B	18	max 2600	145	3000	3,20	25888/30603K
B	18	max 2600	145	4000	3,20	25888/3060

LED Itaca RR 30X120

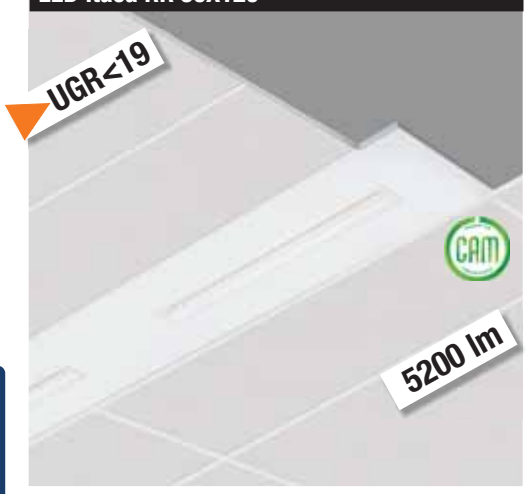

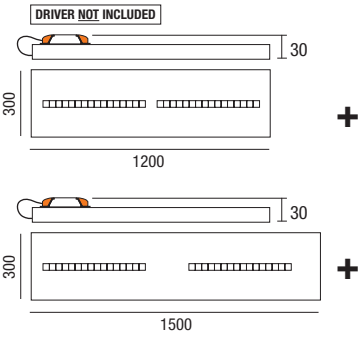



Driver con connessione rapida
Driver with fast connection.

LED driver multipower

RN9164/FAST

RN8166DAPUFAS DALI 2 - PUSH

colour	W max	lm output	lm/W	K	LxPxH cm	Kg	S+L
B	36	max 5200	145	3000	30x120x5	3,20	25888/301203K
B	36	max 5200	145	4000	30x120x5	3,20	25888/30120
B	36	max 5200	145	4000	30x150x5	3,20	25888/30150

A richiesta: aumentando il numero dei moduli si può arrivare alla potenza di 60W
On domand: by increasing the number of modules, the power of 60W can be reached

LED Itaca QR 60X60

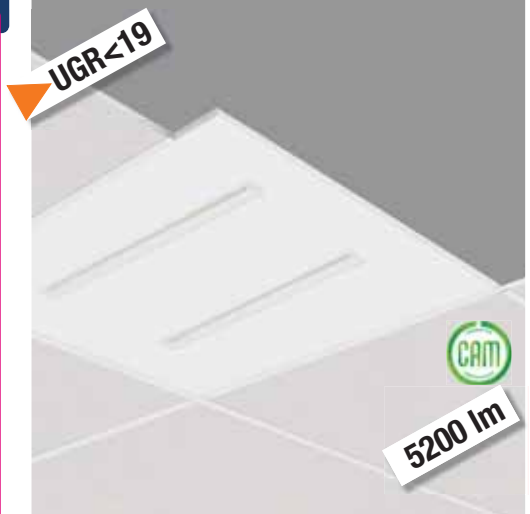

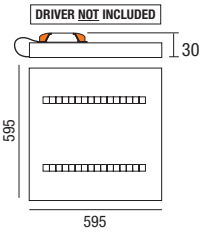



Driver con connessione rapida
Driver with fast connection.

LED driver multipower

RN9164/FAST

RN8166DAPUFAS DALI 2 - PUSH

colour	W max	lm output	lm/W	K	Kg	S+L
B	36	max 5200	145	3000	3,20	258883K
B	36	max 5200	145	4000	3,20	25888

A richiesta: aumentando il numero dei moduli si può arrivare alla potenza di 60W
On domand: by increasing the number of modules, the power of 60W can be reached

LED Itaca RR 60X120



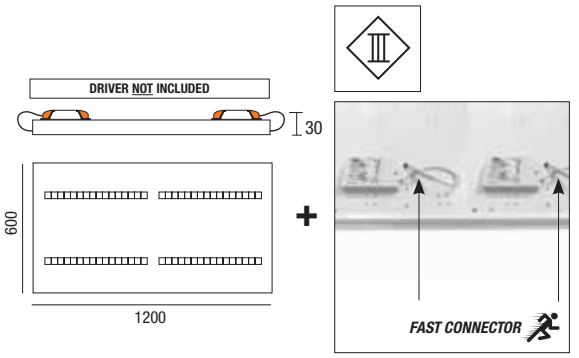

Driver con connessione rapida
Driver with fast connection.

LED driver multipower
2x RN9164/FAST
2x RN8166DAPUFAS DALI 2 **- PUSH**

colour	W max	lm output	lm/W	K	Kg	S+L
B	72	max 10400	145	3000	6,40	25888/601203K
B	72	max 10400	145	4000	6,40	25888/60120

Connessione rapida
Rapid connection



Per una più rapida installazione tutti i modelli da incasso sono dotati di cavo con morsetto per collegamento rapido.
For quicker installation, all the recessed models are equipped of dedicated cable with fast connection terminal.

Dati fotometrici
Photometric data

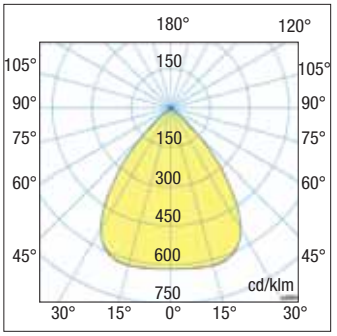



SCEGLI LA GIUSTA CORRENTE PER OTTIMIZZARE IL FLUSSO LUMINOSO NECESSARIO
CHOOSE THE RIGHT CURRENT TO OPTIMIZE THE NECESSARY LUMINOUS FLUX

Moduli LED *LED Modules*	Taratura *Dip-switch*	Potenza *Power*	Lm Output
	mA	Watt	Lm
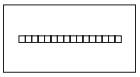	300	11	1544
	400	14	2069
	500	18	2574
	500	18	2574
	700	25	3603
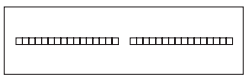	1000	36	5148
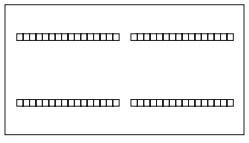	2x500	36	5148
	2x700	50	7206
	2x1000	72	10296
	Taratura standard di fabbrica *Driver Standard factory setting*		



Fornito di dip switch per la selezione della corrente in uscita. Il driver incluso nel prodotto ha una taratura di fabbrica (vedere tabella). Se necessario è possibile diminuire la potenza e di conseguenza i lumen output.

Equipped with dip switch for selecting the current output. *The driver included inside the product have a driver standard factory setting (see table). Iff necessary, it is possible to decrease the power and consequently the lumen output.*

LED Itaca C Plafone - Surface

A RICHIESTA
ON DEMAND

LED Itaca C 15W 30X60 H.4cm



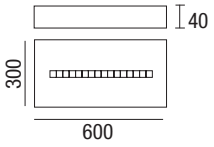

220 240V | 50/60 Hz | DRIVER INCLUDED MULTIPOWER

	colour	W max	lm output	lm/W	K	LxPxH cm	Kg	CELL
	B	18	max 2600	145	3000	30x60x4	3,20	25888/3060C3K
	B	18	max 2600	145	4000	30x60x4	3,20	25888/3060C
DALI 2 PUSH	B	18	max 2600	145	4000	30x60x4	3,20	25888/3060CDA

LED Itaca C 30W 30X120 H.4cm



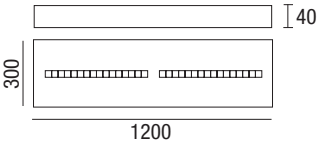

220 240V | 50/60 Hz | DRIVER INCLUDED MULTIPOWER

	colour	W max	lm output	lm/W	K	LxPxH cm	Kg	CELL
	B	36	max 5200	145	3000	30x120x4	3,20	2588830120C3K
	B	36	max 5200	145	4000	30x120x4	3,20	25888/30120C
DALI 2 PUSH	B	36	max 5200	145	4000	30x120x4	3,20	25888/30120CD

A richiesta: aumentando il numero dei moduli si può arrivare alla potenza di 60W
On domand: by increasing the number of modules, the power of 60W can be reached

LED Itaca C 30W 30X150 H.4cm



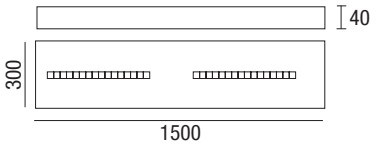

220 240V | 50/60 Hz | DRIVER INCLUDED MULTIPOWER

	colour	W max	lm output	lm/W	K	LxPxH cm	Kg	CELL
	B	36	max 5200	145	3000	30x150x4	3,20	2588830150C3K
	B	36	max 5200	145	4000	30x150x4	3,20	25888/30150C
DALI 2 PUSH	B	36	max 5200	145	4000	30x150x4	3,20	25888/30150CD

A richiesta: aumentando il numero dei moduli si può arrivare alla potenza di 60W
On domand: by increasing the number of modules, the power of 60W can be reached

LED Itaca C 30W 60X60 H.4cm



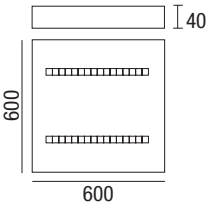

220 240V | 50/60 Hz | DRIVER INCLUDED MULTIPOWER

	colour	W max	lm output	lm/W	K	LxPxH cm	Kg	CELL
	B	36	max 5200	145	3000	60x60x4	3,20	25888C3K
	B	36	max 5200	145	4000	60x60x4	3,20	25888C
DALI 2 PUSH	B	36	max 5200	145	4000	60x60x4	3,20	25888CDA

A richiesta: aumentando il numero dei moduli si può arrivare alla potenza di 60W
On domand: by increasing the number of modules, the power of 60W can be reached

LED Itaca 60W C 60X120 H.4cm



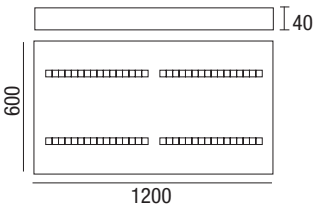

220 240V | 50/60 Hz | DRIVER INCLUDED MULTIPOWER

	colour	W max	lm output	lm/W	K	LxPxH cm	Kg	CELL
	B	72	max 10400	130	3000	60x120x4	6,40	2588860120C3K
	B	72	max 10400	130	4000	60x120x4	6,40	25888/60120C
DALI 2PUSH	B	72	max 10400	130	4000	60x120x4	6,40	25888/60120CD

LED Itaca S - Suspension

LED Itaca S 30W 30X120 - 30x150 H.6cm



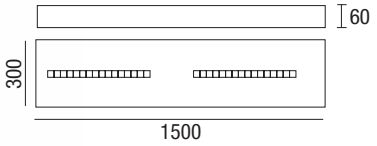

Installazione: a sospensione, con accessori di montaggio **Cod. 31300**.
Corpo: in alluminio verniciato grigio RAL9006 (a richiesta bianco RAL 9003).
Ottica: dark-light per una riduzione massima dell'abbagliamento.
Temperatura di colore: 3000K - 4000K.
Driver multipotenza : incluso.

Installation: *rsuspension with assembly accessories* ***Code 31300****.*
Body: *in painted aluminum grey RAL9006 (white RAL 9003 on request) .*
Optic: *dark-light for maximum glare reduction.*
Color temperature: *3000K - 4000K.*
Multipower driver : included.

220 240V | 50/60 Hz | DRIVER INCLUDED MULTIPOWER

	colour	W max	lm output	lm/W	K	LxPxH cm	Kg	CELL
	G	36	max 5200	145	3000	30x150x6	3,20	25888/30150S3K
	G	36	max 5200	145	4000	30x150x6	3,20	25888/30150S
DALI 2PUSH	G	36	max 5200	145	4000	30x150x6	3,20	25888/30150SD

A richiesta: aumentando il numero dei moduli si può arrivare alla potenza di 60W
On domand: by increasing the number of modules, the power of 60W can be reached

Accessori non inclusi - Not included accessories

Cod. ITASFC
Staffa per fila continua.
Bracket for continuous row.



Cod. 31300
Kit per sospensione
Suspensione Kit



Kit sospensione con cavo 2m che consente di installare LED Itaca S.
Si consiglia l'installazione mantenendo una distanza di almeno 50/60 cm tra soffitto e plafoniera.

Suspension kit with 2 m cable allows the suspended mounting of the LED Itaca S.
We recommend leaving at least 50/60 cm between the ceiling and the lamp when installing it.

LED Itaca doghe speciali - Prodotto personalizzato



LED Itaca doghe speciali - *Custom product*

Apparecchio a LED Custom **UGR<19** per un elevato confort visivo con un bassissimo indice di abbagliamento, in sostituzione retrofit di lampade fluorescenti installate su controsoffitti a doghe. Ideale laddove è richiesta un'illuminazione con livelli di abbagliamento minimi come uffici ed Enti pubblici. Speciale sistema ottico quadrato in cui ogni singolo LED è corredato di lente per aumentare la resa luminosa. Il bassissimo consumo energetico e le contenute temperature garantiscono una lunga durata al prodotto, inoltre l'utilizzo della tecnologia LED annulla completamente i costi di manutenzione.
Installazione: retrofit per lampade fluorescenti su doghe, **adatto per cablaggi in Classe I e Classe II**.
Corpo: in alluminio verniciato bianco RAL 9003
Ottica: bassa luminanza.
Potenze disponibili: min.18W max.60W.
Regolazione: dimmerabile a richiesta.
Temperatura di colore: 4000K (Altre temperature di colore a richiesta).
Driver multipotenza: incluso. Fattore di potenza ≥0,95
Conforme alla norma: EN60598-1, RG0 nessun rischio fotobiologico ai fini della norma EN62471.
Led: Samsung.
Prodotto conforme alle direttive:

*Custom LED fixture with **UGR<19** for high visual comfort with a very low glare index, replacing retrofit of fluorescent lamps installed on strip false ceilings. Ideal where light is required with minimal glare levels such as offices and public buildings. Special square optic system where each individual LED has a lens to increase the light rendering. The very low energy consumption and the limited temperatures guarantee a long life to the product, moreover the use of the LED technology completely eliminates the maintenance costs.*
Installation:** retrofit for fluorescent lamps on strips, **suitable for Class I and Class II wiring.
***Body:** in white painted metal RAL 9003*
***Optics:** low luminance.*
Available power: min.18W max.60W.
***Adjustment:** dimmable on request.*
***Colour temperature:** 4000K (other colour temperatures on request).*
***Multipower driver:** included. Power factor ≥0.95.*
***Compliant with standard:** EN60598-1, RG0 no photobiological risk for the purposes mentioned in standard EN62471.*
Led: Samsung.
Product compliant with directives:

A richiesta *On demand* | 0-10V | DALI | WIRELESS | EMERGENCY | 220-240V | 50/60Hz | 650° | IK06 | IP20 IK06 IP44 IK06

LED Itaca doghe



RETAIL | MARKET | SCHOOL 1+1=2 ABC | HOTEL | HOSPITAL | OFFICE | GYM



Il seguente articolo è personalizzabile a seconda delle esigenze tecniche ed estetiche del cliente. Richiedere un preventivo.
The following item can be customised according to the customer's technical and aesthetic needs. Request an estimate.



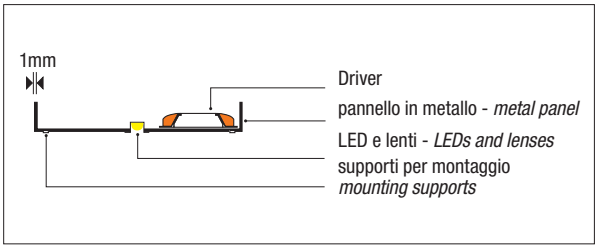

Come sostituire i vecchi apparecchi luminosi in 5 minuti, in modo semplice e immediato.
How to replace old light fixtures simply and immediately in five minutes.

Rimuovere la griglia, tubo fluorescente e attacchi (dopo aver scollegato l'impianto esistente dall'alimentazione senza necessità di dover smontare) delle vecchie lampade d'incasso su controsoffitto a doghe e sostituire con il nostro kit **LED Itaca doghe UGR<19**. Inviateci il campione dello schermo dark light (fig.1) e del corpo lampada, i nostri tecnici customizzeranno la nuova lampada per un relamping immediato. Il sistema di fissaggio del Kit è perfettamente compatibile con la struttura del canale e permette un aggancio rapido e sicuro del corpo illuminante.

*Remove the grid, fluorescent tube and connections (after disconnecting the existing system from the power supply without the need to disassemble) of your old flush mounted lamps on a strip false ceiling and replace with our kit **UGR<19 LED Itaca strips panel**. Send us the sample of the dark light screen (fig.1) or the lamp body, our technicians will customise the new lamp for immediate relamping. The fixing system of the Kit is perfectly compatible with the structure of the channel and allows a quick and safe attachment of the lighting body.*

Rimuovere la griglia
Remove the grid



Rimuovere la vecchia lampada fluorescente
Remove the old fluorescent lamp



Agganciare LED Itaca tramite i supporti
Hook the Itaca LEDs on the supports



LED Mercedes S-C-R

A RICHIESTA
ON DEMAND

EMER

Per versioni/*versions*
Ø 600
Ø 800
Ø 1200



Serie di apparecchi a LED per ambienti dove sia necessaria una luce diffusa perfettamente omogenea.
Installazione: a plafone (con accessori di montaggio inclusi) o sospensione "rigido" solo per diametro 600 o con cavi (con accessori di montaggio non inclusi), ad incasso per tutti i modelli (con accessorio di montaggio non incluso).
Corpo e telaio: struttura in Alluminio verniciato, bianco RAL 9003, nero RAL 9005 (altri colori per almeno 50 pcs a richiesta).
Verniciatura: di tipo poliestere eseguita a polvere.
Diffusore: lastra in policarbonato diffondente.
Schermo: in policarbonato opale di spessore 2mm.
Temperatura colore: 3000K - 4000K - 6000K
Led: mantenimento del flusso luminoso minimo al 80%: L80B20>50.000h.
Driver: conforme alle norme EN55015, EN6100-3-2, EN6100-3-3, EN61347-1, EN61347-2-13, EN61547, EN62384.
Fattore di potenza ≥0,95.
Prodotto conforme alle direttive: CAM

Series of LED devices for environments requiring a perfectly evenly diffused light.
Installation: *ceiling (with mounting accessories included) or "rigid" suspension only for diameter 600 or with cables (with mounting accessories not included), recessed for all models (with mounting accessory not included).*
Body and frame: *structure in painted aluminum, white RAL 9003, black RAL 9005 (other colors for at least 50 pcs on request).*
Coating: *coated with powdered polyester.*
Diffuser: *sheet in diffusing polycarbonate.*
Shield: *in 2mm thick opal polycarbonate.*
Color temperature: *3000k - 4000K OR 6000K*
Led: *maintenance of 80% minimum luminous flux: L80B20>50.000h.*
Driver: *in compliant with standards EN55015, EN6100-3-2, EN6100-3-3, EN61347-1, EN61347-2-13, EN61547, EN62384.*
Power factor ≥0,95.
Product compliant with directives: CAM

220 240V | 50/60 Hz | IK07 | IP40 | CRI 90 | +40 C° -20 | 650° | CE | DRIVER INCLUDED MULTIPOWER | RG0

RETAIL | MARKET | SCHOOL 1+1=2 ABC | HOTEL | HOSPITAL | OFFICE | GYM | TOILET | WET | UGR ≤19

LED Mercedes 40 S-C-R



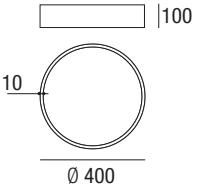



	colour	W max	Lm output	K	pcs	Kg	CELL
	B	30	2184	4000	001	3,50	6024-400/4K
	N	30	2184	4000	001	3,50	6024-400B/4K
DALI 2 PUSH	B	30	2184	4000	001	3,50	6024-400/4KDA
DALI 2 PUSH	N	30	2184	4000	001	3,50	6024-400B4KDA

Dati fotometrici
Photometric data

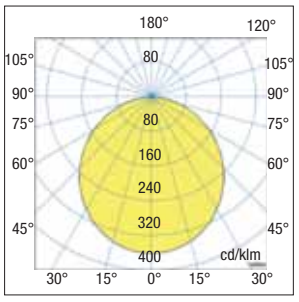

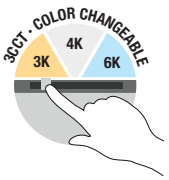

LED Mercedes 40 S-C-R - 3CCT NEW

	B	30	2184	3000	4000	6000	001	3,50	6030-400/3C
	N	30	2184	3000	4000	6000	001	3,50	6030-400B3C
DALI 2 PUSH	B	30	2184	3000	4000	6000	001	3,50	6030-400/3CDA
DALI 2 PUSH	N	30	2184	3000	4000	6000	001	3,50	6030-400B3CDA

4000 Taratura di fabbrica - Factory settings

LED Mercedes 60 S-C-R



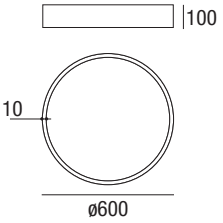



	colour	W max	Lm output	K	pcs	Kg	CELL
	B	45	4095	3000	001	3,50	6048-600
	N	45	4095	3000	001	3,50	6048-600B
DALI 2 PUSH	B	45	4095	3000	001	3,50	6048-600DA
DALI 2 PUSH	N	45	4095	3000	001	3,50	6048-600BDA
	B	45	4095	4000	001	3,50	6048-600/4K
	N	45	4095	4000	001	3,50	6048-600B/4K
DALI 2 PUSH	B	45	4095	4000	001	3,50	6048-600/4KDA
DALI 2 PUSH	N	45	4095	4000	001	3,50	6048-600B4KDA

Dati fotometrici
Photometric data

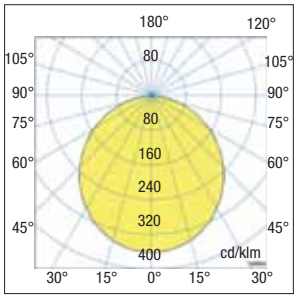

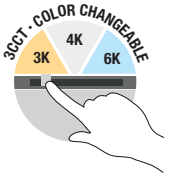

LED Mercedes 60 S-C-R - 3CCT NEW

	B	45	4095	3000	4000	6000	001	3,50	6045-600/3C
	N	45	4095	3000	4000	6000	001	3,50	6045-600B3C
DALI 2 PUSH	B	45	4095	3000	4000	6000	001	3,50	6045-600/3CDA
DALI 2 PUSH	N	45	4095	3000	4000	6000	001	3,50	6045-600B3CDA

4000 Taratura di fabbrica - Factory settings

LED Mercedes 80 S-C-R



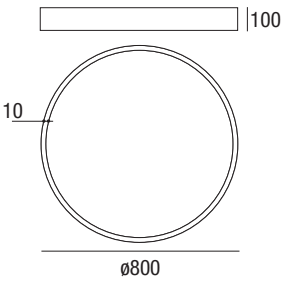



	colour	W max	Lm output	K	pcs	Kg	CELL
	B	80	7280	3000	001	3,50	6048-800
	N	80	7280	3000	001	3,50	6048-800B
DALI 2 PUSH	B	80	7280	3000	001	3,50	6048-800DA
DALI 2 PUSH	N	80	7280	3000	001	3,50	6048-800BDA
	B	80	7280	4000	001	3,50	6048-800/4K
	N	80	7280	4000	001	3,50	6048-800B/4K
DALI 2 PUSH	B	80	7280	4000	001	3,50	6048-800/4KDA
DALI 2 PUSH	N	80	7280	4000	001	3,50	6048-800B4KDA

LED Mercedes 80 S-C-R - 3CCT NEW

	colour	W max	Lm output	K			pcs	Kg	CELL
	B	80	7280	3000	4000	6000	001	3,50	6080-800/3C
	N	80	7280	3000	4000	6000	001	3,50	6080-800B3C
DALI 2 PUSH	B	80	7280	3000	4000	6000	001	3,50	6080-800/3CDA
DALI 2 PUSH	N	80	7280	3000	4000	6000	001	3,50	6080-800B3CDA

4000 Taratura di fabbrica - Factory settings

Dati fotometrici
Photometric data

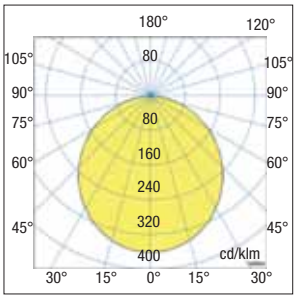

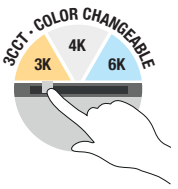

LED Mercedes 120 S-C-R



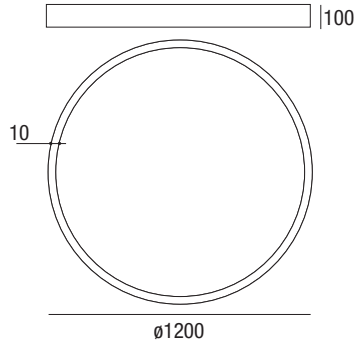

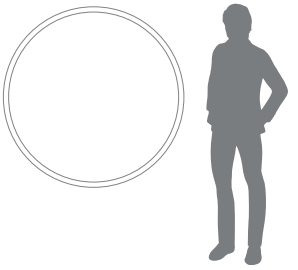

LED Mercedes 120 S-C-R - 3CCT NEW

	colour	W max	Lm output	K			pcs	Kg	CELL
	B	120	10900	3000	4000	6000	001	15,50	6048-1200/3C
	N	120	10900	3000	4000	6000	001	15,50	6048-1200B3C
DALI 2 PUSH	B	120	10900	3000	4000	6000	001	15,50	6048-1200/3CDA
DALI 2 PUSH	N	120	10900	3000	4000	6000	001	15,50	6048-1200B3CDA

Dati fotometrici
Photometric data

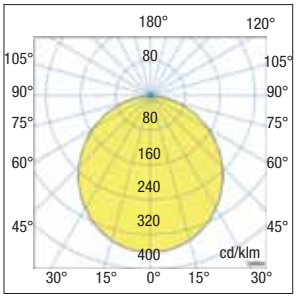

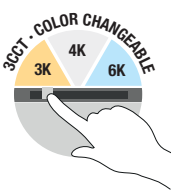

DALI 2 PUSH

Mercedes Dimmerabile da pulsante a muro (NON-FORNITO)

Mercedes Dimmable from PUSH-button (NOT SUPPLIED)

Con DALI 2 PUSH si posono creare sistemi luminosi che possono essere accesi, spenti e dimmerati in modo semplice, grazie all'utilizzo di pulsanti standard per la gestione della tensione di rete al fine di regolare il flusso luminoso. Una breve pressione del pulsante accende o spegne i driver collegati, invece tenendo premuto il pulsante più a lungo si effettuerà la dimmerazione dei driver collegati.

With DALI 2 PUSH *it is possible to create lighting systems that can be switched on, off and dimmed in a simple way, thanks to the use of standard buttons for managing the mains voltage in order to regulate the luminous flux. A short press of the button turns the connected drivers on or off, while keeping the button pressed for longer will dim the connected drivers.*

Esempio applicativo - *Application example*

è possibile sincronizzare massimo 5 Drivers.
it is possible to synchronize maximum 5 drivers.

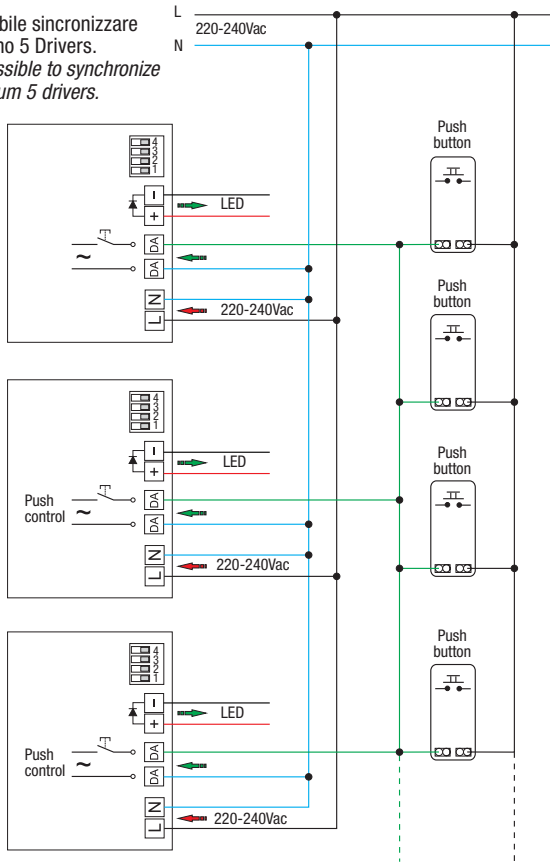

Mercedes doppia emissione (a richiesta)

Mercedes double emission (on demand)



MERCEDES Ø400 - Ø600 - Ø800
con doppia emissione
A richiesta per LED Mercedes Ø400 - Ø600 - Ø800 doppia emissione con sovrapprezzo del 50% rispetto al listino.

MERCEDES Ø400 - Ø600- Ø800
with double emission
On request for LED Mercedes Ø400 Ø600 - Ø800 double emission with a 50% surcharge on the price list.

Tabella di scelta potenza driver LED - *LED Power supply table choice*

CE RoHS compliance F MM equiv. SELV EMC 300MHz IP20 PFC VDT





Fornito di dip switch per la selezione della corrente in *uscita.* Il driver incluso nel prodotto ha una taratura di fabbrica (vedere tabella). Se necessario è possibile diminuire la potenza nei modelli Ø600 e Ø800, nel modello Ø400 e' possibile diminuire o aumentare la potenza e di conseguenza i lumen output.

Equipped with dip switch for selecting the current output. *The driver included inside the product have a driver standard factory setting (see table). Ilf necessary, it is possible to decrease the power in the Ø600 and Ø800 models, in the Ø400 model it is possible to decrease or increase the power and consequently the lumen output.*

Mercedes Ø400

Taratura *Dip-switch*	Potenza *Power*	Lm Output
mA	Watt	Lm
500	20	1820
600	24	2184
650	27	2457
700	30	2730

	Taratura standard di fabbrica *Driver Standard factory setting*

Mercedes Ø600

Taratura *Dip-switch*	Potenza *Power*	Lm Output
mA	Watt	Lm
800	35	3185
900	38	3458
950	40	3640
1050	45	4095

	Taratura standard di fabbrica *Driver Standard factory setting*

Mercedes Ø800

Taratura *Dip-switch*	Potenza *Power*	Lm Output
mA	Watt	Lm
800	55	5000
900	65	5900
950	70	6370
1050	80	7280

	Taratura standard di fabbrica *Driver Standard factory setting*

Colori disponibili - *available colours*

Versione C a plafone: accessori per montaggio a plafone inclusi.
Ceiling C version: *ceiling mounting accessories included.*

B Bianco RAL 9003 - di serie/ *standard*



N Nero RAL 9005



Accessorio incasso non incluso
Recessed accessory not included

B
Cod. 6024-400RW - Ø400
Cod. 6048-600RW - Ø600
Cod. 6024-800RW - Ø800
Cod. 6048-1200RW - Ø1200

N
Cod. 6024-400RB - Ø400
Cod. 6048-600RB - Ø600
Cod. 6024-800RB - Ø800
Cod. 6048-1200RB - Ø1200

Mercedes	taglio/cut
Ø400	Ø420
Ø600	Ø620
Ø800	Ø820
Ø1200	Ø1220

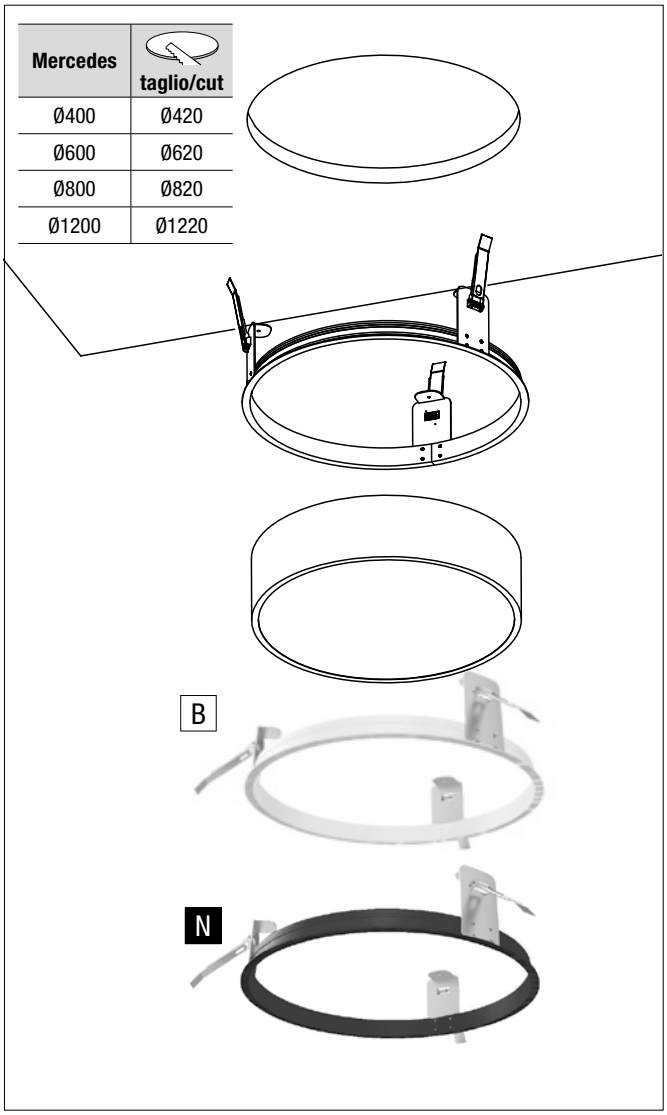

Cornice da incasso per Mercedes a richiesta
Recessed frame for Mercedes on request
Cornice disponibile in due colorazioni, bianco RAL 9003 e nero RAL 9005.
Frame available in two colours, white RAL 9003 and black RAL 9005.

Accessorio plafone non incluso
Ceiling accessory not included

Cod. 6024-SR
Ø400 - Ø600



Cod. 8024-SR
Ø800



Staffa rigida a richiesta
Rigid ceiling staff on request
Staffa rigida a plafone per Mercedes Ø400 Ø600 - Ø800 sezionabile in 3 moduli da 30 cm.
Ceiling mounted for Mercedes Ø400 - Ø600 Ø800 rigid bracket sectionable into 3 modules of 30 cm.

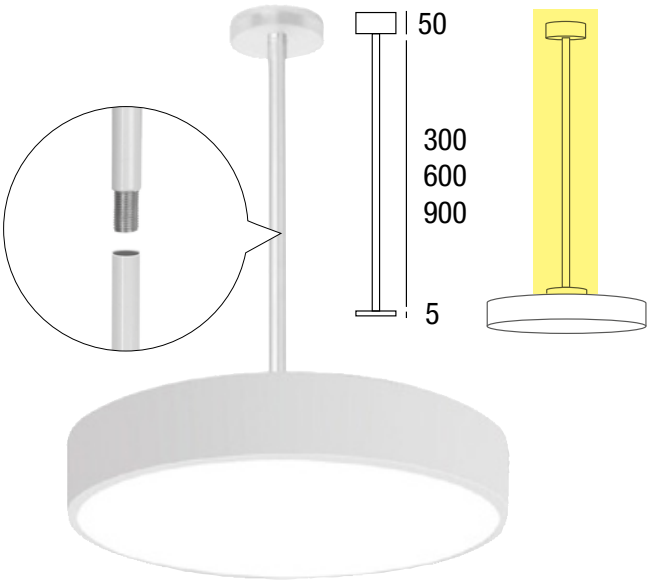



MERCEDES VERSIONE DALI 2

Kit sospensione per LED Mercedes 40, 60, 80 e 120 va modificato utilizzando un cavo a 5 poli (non fornito).

MERCEDES DALI 2 VERSION

Suspension kit for LED Mercedes 40, 60, 80 and 120 must be modified using a 5-pole cable (Not supplied).

B
Weiß / Blanc
RAL 9003





Cod. 6024-S (400/800/600)
Cod. 6024-S-1200
Kit sospensione 1,5 metri colore bianco(2X0,75mm).
Suspension Kit white color 1,5 meters.
Cod. 6024-5m-S
(cavo bianco/ white cable)
Kit sospensione 5 metri,colore bianco (2X0,75mm).
Suspension kit 5 meters, white color (2X0,75mm).

N
Schwarz/ Noir
RAL 9005





Cod. 6024-B-S (400/800/600)
Cod. 6024-B-S-1200
Kit sospensione 1,5 metri colore nero.
Suspension Kit black color 1,5 meters.
Cod. Cod. 6024-5m-S-B
(cavo nero/ black cable)
Kit sospensione 5 metri, colore nero (2X0,75mm).
Suspension kit 5 meters, black color (2X0,75mm).


◀ Led Mercedes R - Incasso/ *recessed*
Plafone/ ceiling - Led Mercedes C ▶
◀ Led Mercedes S - Sospensione / *suspension*



LED Mercedes Floor Up & Down



Piantana a LED dimmerabile a 3 step ad emissione diretta e indiretta ad alta resa cromatica, per aree comuni, uffici, sale riunioni. Ideale in ambienti dove sia necessaria una luce diffusa perfettamente omogenea e per spazi di lavoro in cui è necessario un maggiore controllo dell'abbagliamento, grazie allo schermo diffusore microprismato, abbinato ad un film diffondente, consente un'ottimale diffusione della componente diretta della luce e un controllo della luminanza UGR<10.
I led per l'emissione down light e up light sono disposti nel perimetro.
Installazione: da terra. Il sistema è completo di cavi di alimentazione di lunghezza 2000 mm.
Corpo e telaio: profilo perimetrale in alluminio estruso anodizzato, verniciati con polvere termoindurente poliestere.
Verniciatura: di tipo poliestere eseguita a polvere. Colore bianco RAL 9010.
Ottica: diffondente. Composta da lastra in tecnopolimero (PMMA).
Schermo: schermo diffusore PMMA.
UGR: Conforme alla norma EN 12464-1 - ≤10.
Temperatura colore: standard 4000K.
Conforme alla norma: EN60598-1, RG0 nessun rischio fotobiologico ai fini della norma EN62471.
Led: mantenimento del flusso luminoso minimo al 80%: L80B20>50.000h.
Driver: multipotenza. Fattore di potenza ≥0,95.

3 Step dimmable LED floor lamp *with direct and indirect emission with high colour rendering, for public areas, offices, meeting rooms. Ideal for rooms requiring perfectly evenly diffused light and for workspaces which need greater glare control, thanks to the microprismatic diffuser screen, coupled to an internal diffuser film screen, for optimal diffusion of the direct light component and luminance control UGR<10.*
LEDs for down light and up light emission are set up in the perimeter.
Installation: *on floor. The system includes 2000 mm long power cables.*
Body and frame: *perimeter profile in anodised extruded aluminium, coated with thermosetting polyester powder.*
Painting: *powder polyester coating. White RAL 9010.*
Optics: *diffusing. Consisting of techno-polymer sheet (PMMA).*
Screen: *PMMA diffuser screen.*
UGR: *Complies with standard EN 12464-1 - ≤10.*
Colour temperature: *standard 4000K.*
Compliant with standard: *EN60598-1, RG0 no photobiological risk for the purposes mentioned in standard EN62471.*
LED: *maintenance of 80% minimum luminous flux: L80B20>50.000h.*
Driver: *multipower. Power factor ≥0.95.*

220 240V | 50/60 Hz | IK07 | IP20 | CRI 80 | +40 C° -20 | 650° | CE | UGR ≤10 | DRIVER INCLUDED | RG0

RETAIL | MARKET | SCHOOL 1+1=2 ABC | HOTEL | HOSPITAL | OFFICE | GYM

Dimmerabile
Dimmable

LED Mercedes floor Up & Down

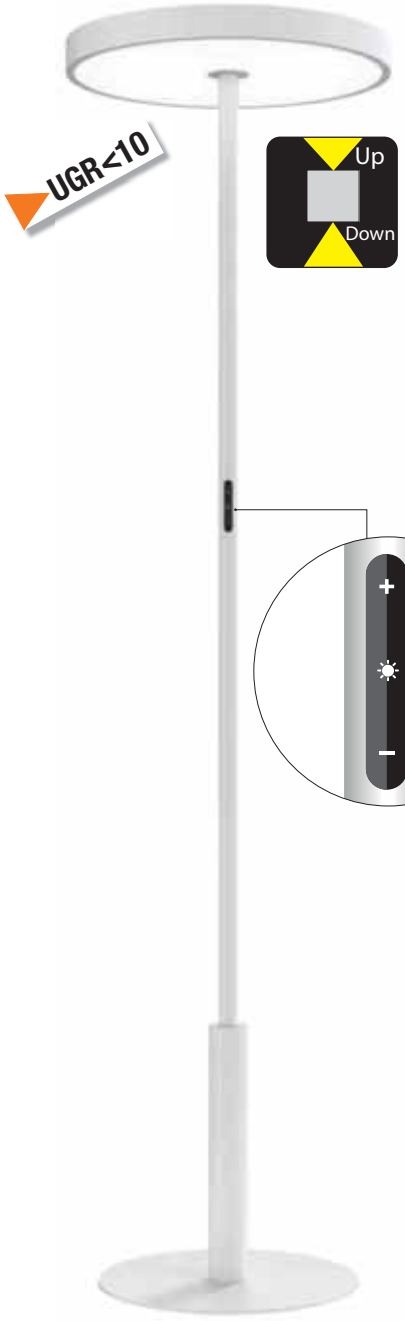

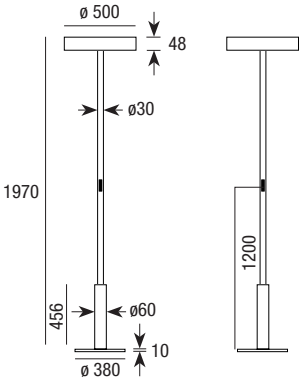

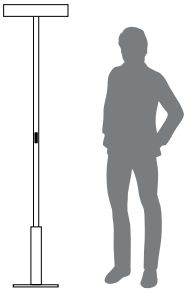

colour	W max	Lm output	lm/W	K	pcs	Kg	CELL
B	↑40 ↓40	↑4800 ↓4800	120	4000	001	13,9	RLRF1904506

ü

Regolazione continua +, pressione prolungata
Long pressing to dimming +

Interruttore ON-OFF:
1. ON: si accende e manterrà automaticamente la stessa luce dello stato precedente
2. OFF: spegne la luce

ON-OFF switch:
1. ON: Turn on and will keep light same as previous status automatically
2. OFF: Turn off the light

Regolazione continua -, pressione prolungata
Long pressing to dimming -



Dati fotometrici
Photometric data

Ottica diffondente ↑115° - ↓90°
Diffusing optics ↑115° - ↓90°

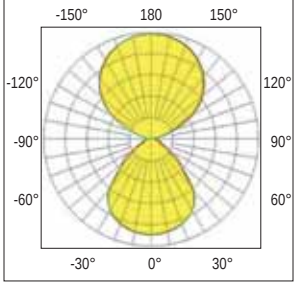

LED Zante Floor Up & Down



Piantana a LED dimmerabile ad emissione diretta e indiretta neutral white 4000K ad alta resa cromatica, per aree comuni, uffici, sale riunioni, negozi. Ideale in ambienti dove sia necessaria una luce diffusa perfettamente omogenea e per spazi di lavoro in cui è necessario un maggiore controllo dell'abbagliamento, grazie allo schermo diffusore microprismato, abbinato ad uno schermo interno e ad un film diffondente, consente un'ottimale diffusione della componente diretta della luce e un controllo della luminanza UGR<19.
I led per l'emissione down light e up light sono disposti nel perimetro.
Installazione: da terra. Il sistema è completo di cavi di alimentazione di lunghezza 2000 mm.
Corpo e telaio: profilo perimetrale in alluminio estruso anodizzato, verniciati con polvere termoindurente poliestere.
Verniciatura: di tipo poliestere eseguita a polvere. Colore bianco RAL 9010.
Ottica: diffondente. Composta da lastra in tecnopolimero (PMMA).
Schermo: schermo diffusore microprismato.
UGR: Conforme alla norma EN 12464-1 - ≤19.
Temperatura colore: standard 4000K.
Conforme alla norma: EN60598-1, RG0 nessun rischio fotobiologico ai fini della norma EN62471.
Led: mantenimento del flusso luminoso minimo al 80%: L80B20>50.000h.
Driver: multipotenza. Fattore di potenza ≥0,95.

Dimmable LED floor lamp *with direct and indirect emission, neutral white 4000K with high colour rendering, for public areas, offices, meeting rooms, shops. Ideal for rooms requiring perfectly evenly diffused light and for workspaces which need greater glare control, thanks to the microprismatic diffuser screen, coupled to an internal diffuser film screen, for optimal diffusion of the direct light component and luminance control UGR<19.*
LEDs for down light and up light emission are set up in the perimeter.
Installation: *on floor. The system includes 2000 mm long power cables.*
Body and frame: *perimeter profile in anodised extruded aluminium, coated with thermosetting polyester powder.*
Painting: *powder polyester coating. White RAL 9010.*
Optics: *diffusing. Consisting of techno-polymer sheet (PMMA).*
Screen: *microprismatic diffuser screen.*
UGR: *Complies with standard EN 12464-1 - ≤19.*
Colour temperature: *standard 4000K.*
Compliant with standard: *EN60598-1, RG0 no photobiological risk for the purposes mentioned in standard EN62471.*
LED: *maintenance of 80% minimum luminous flux: L80B20>50.000h.*
Driver: *multipower . Power factor ≥0.95.*

220 240V | 50/60 Hz | IK07 | IP20 | CRI 80 | +40 C° -20 | 650° | CE | DRIVER INCLUDED | RG0

RETAIL | MARKET | SCHOOL 1+1=2 ABC | HOTEL | HOSPITAL | OFFICE | GYM | UGR ≤19

LED Zante Floor Up & Down



Dimmerabile
Dimmable

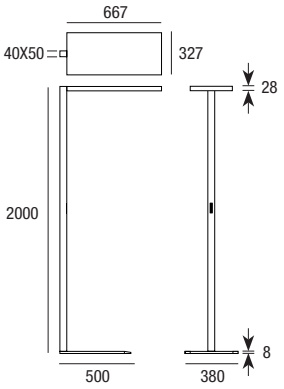



colour	W max	Lm output	lm/W	K	pcs	Kg	CELL
B	55	max 6.600	120	4000	001	13,9	25930/FLOOR

Dati fotometrici
Photometric data

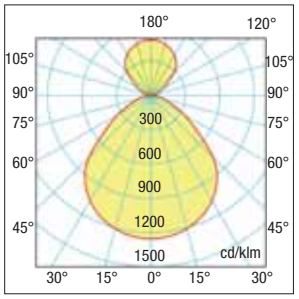

Illuminazione solo sotto
Lighting only below



Illuminazione solo sopra
Lighting only above



Illuminazione sopra e sotto
Lighting above and below

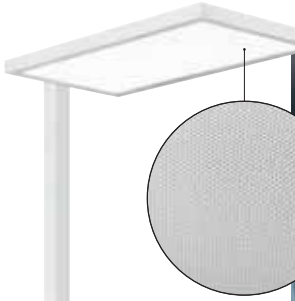

Diffusore microprismatizzato 0,75mm
Microprismatic diffuser 0.75mm



Tastierino push per la scelta e la regolazione della sorgente luminosa.
Button keypad to select and regulation light source .



LED Bronzo floor Up & Down

NEW



Piantana a LED a luce diretta e indiretta, dimmerabile DALI e Dynamic Tunable White ad alta resa cromatica. Perfetta per tutte le postazioni di lavoro dove sia presente un videoterminale e in cui sia necessario un controllo preciso dell'abbagliamento. Grazie alle microttiche la luce diretta raggiunge valori UGR < 14. La luce indiretta, invece, aumenta il comfort della stanza illuminata, per effetto della riduzione delle zone d'ombra .
Installazione: da terra. Il sistema è completo di cavi di alimentazione di lunghezza 2000 mm.
Corpo e telaio: Lamiera preverniciata.
Verniciatura: di tipo poliestere eseguita a polvere, bronzo antico RAL8028.
Viteria: acciaio.
Ottica: diffondente 75°. Composta da lastra in tecnopolimero (PMMA).
Schermo: alluminio specchiato.
UGR: Conforme alla norma EN 12464-1 - ≤14.
Temperatura colore: standard 4000K.
Conforme alla norma: EN60598-1, RG0 nessun rischio fotobiologico ai fini della norma EN62471.
Led: SMD2835 mantenimento del flusso luminoso minimo al 80%: L80B20>50.000h.
Driver: DALI INCLUSO . Fattore di potenza ≥0,95.

LED floor lamp with direct and indirect light, dimmable DALI and Dynamic Tunable White with high color rendering. Perfect for all workstations where there is a video terminal and where precise glare control is necessary. Thanks to the microoptics, direct light reaches UGR values < 14. Indirect light, on the other hand, increases the comfort of the illuminated room, due to the reduction of shadow areas.
Installation: *on floor. The system includes 2000 mm long power cables.*
Body and frame: *Pre-painted sheet.*
Painting: *powder polyester coating, ancient Bronze RAL 8028.*
Screws: *steel.*
Optics: *diffusing 75°. Consisting of techno-polymer sheet (PMMA).*
Screen: *mirrored aluminium.*
UGR: *Complies with standard EN 12464-1 - ≤14.*
Colour temperature: *standard 4000K.*
Compliant with standard: *EN60598-1, RG0 no photobiological risk for the purposes mentioned in standard EN62471.*
LED: *SMD2835 maintenance of 80% minimum luminous flux: L80B20>50.000h.*
Driver: *DALI INCLUDED . Power factor ≥0.95.*

220 240V | 50/60 Hz | IK07 | IP20 | CRI>93 | +40 C° -20 | 650° | CE | DRIVER INCLUDED | RG0

SCHOOL 1+1=2 ABC | HOSPITAL | HOTEL | OFFICE | UGR ≤14

LED Bronzo floor Up & Down

Lm ↑	70%	UP ↑	Opal optic
Lm ↓	30%	DOWN ↓	Darklite optic

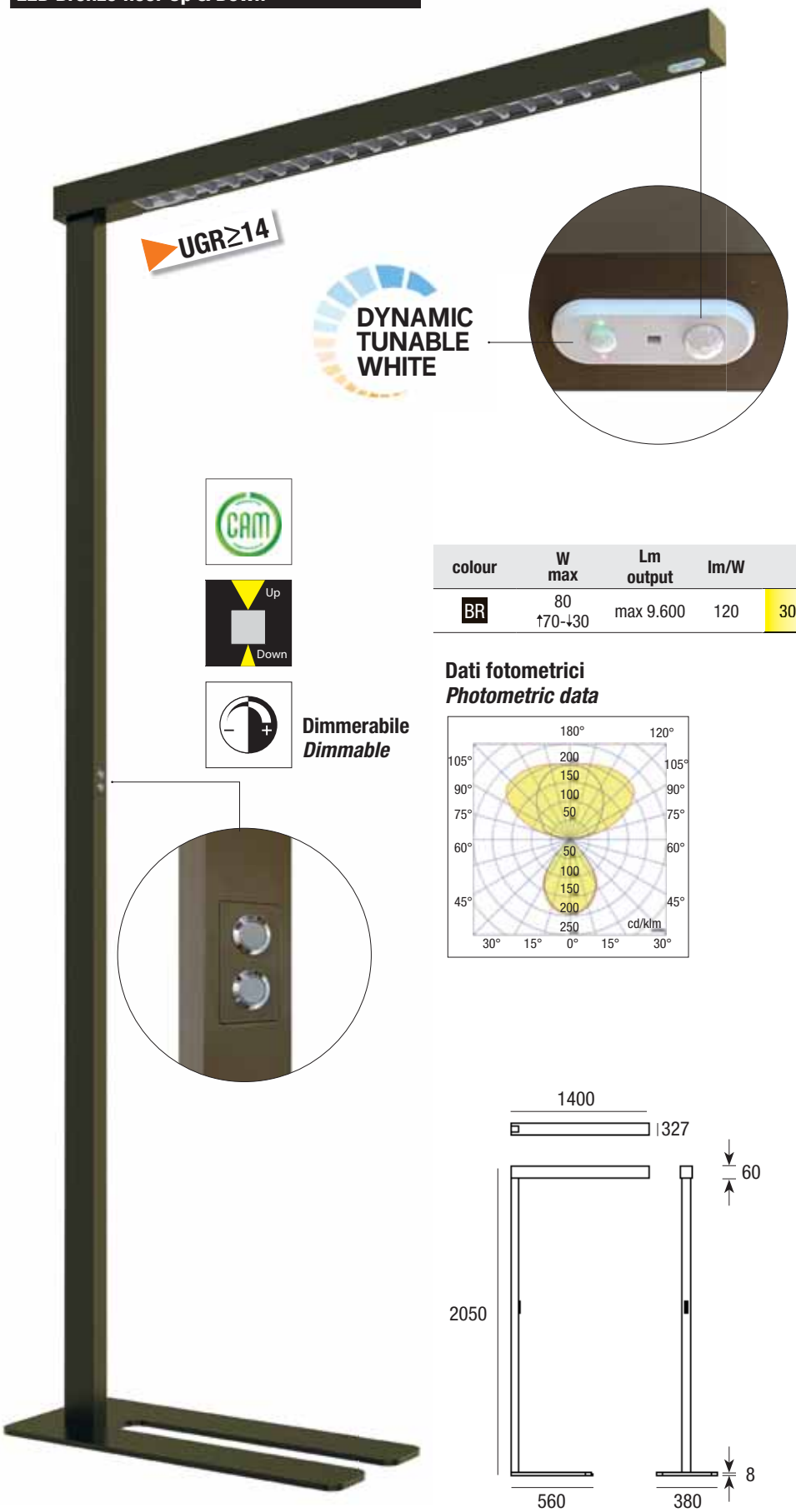

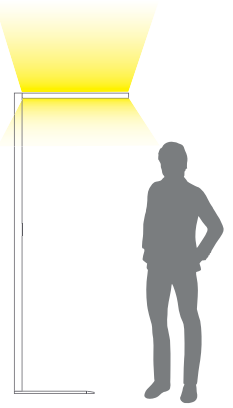

CAM

Up / Down

Dimmerabile
Dimmable

colour	W max	Lm output	lm/W	K		pcs	Kg	CELL
BR	80 ↑70-↓30	max 9.600	120	3000	5700	001	13,5	BRONZO80DADE

Dati fotometrici
Photometric data

Illuminazione solo sotto
Lighting only below



Illuminazione solo sopra
Lighting only above



Illuminazione sopra e sotto
Lighting above and below



Floor up & down

LED Giorgia Floor Up



Piantana a LED dimmerabile a 3 step ad emissione indiretta ad alta resa cromatica, per aree comuni, uffici, sale riunioni, negozi. Ideale in ambienti dove sia necessaria una luce diffusa perfettamente omogenea.
Installazione: da terra.
Il sistema è completo di cavi di alimentazione di lunghezza 2000 mm. e spina Shuko.
Corpo e telaio: profilo perimetrale in alluminio estruso anodizzato, verniciati con polvere termoindurente poliestere.
Verniciatura: di tipo poliestere eseguita a polvere. Colore bianco RAL 9010.
Ottica: diffondente.
Schermo: schermo diffusore microprismato.
UGR: Conforme alla norma EN 12464-1 - ≤10.
Temperatura colore: 3000K.
Conforme alla norma: EN60598-1, RG0 nessun rischio fotobiologico ai fini della norma EN62471.
Led: mantenimento del flusso luminoso minimo al 80%: L80B20>50.000h.
Driver: multipotenza. Fattore di potenza ≥0,95.

3 step dimmable LED floor lamp *with indirect emission with high colour rendering, for public areas, offices, meeting rooms, shops. Ideal for rooms requiring perfectly evenly diffused light.*
LEDs for down light and up light emission are set up in the perimeter.
Installation: *on floor. The system includes 2000 mm long power cables, with Shuko plug*
Body and frame: *perimeter profile in anodised extruded aluminium, coated with thermosetting polyester powder.*
Painting: *powder polyester coating. White RAL 9010.*
Optics: *diffusing.*
Screen: *microprismatic diffuser screen.*
UGR: *Complies with standard EN 12464-1 - ≤10.*
Colour temperature: *3000K.*
Compliant with standard: *EN60598-1, RG0 no photobiological risk for the purposes mentioned in standard EN62471.*
LED: *maintenance of 80% minimum luminous flux: L80B20>50.000h.*
Driver: *multipower. Power factor ≥0.95.*

220 240V | 50/60 Hz | IK07 | IP20 | CRI 80 | +40 C° -20 | 650° | UGR ≤10 | DRIVER INCLUDED | RG0

RETAIL | MARKET | SCHOOL 1+1=2 ABC | HOTEL | HOSPITAL | OFFICE | GYM | Dimmbar *Gradable*

LED Giorgia Floor Up



ON-OFF
pressione breve,
regolazione continua
pressione prolungata.

ON-OFF
short press, long press
continuous adjustment.

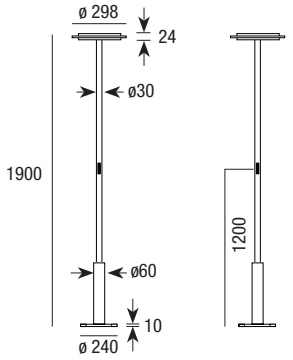

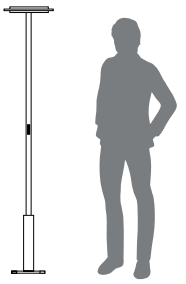

colour	W max	Lm output	lm/W	K	pcs	Kg	CELL
B	45	max 5.400	120	3000	001	13,9	RLSF1904506



Dati fotometrici
Photometric data

Ottica diffondente 100°
Diffusing optics 100°

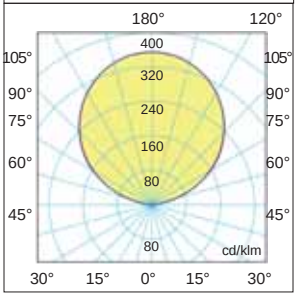

Floor up & down

LED Unica S-C

Apparecchio singolo e fila continua
Single devices and continuous line

A RICHIESTA
ON DEMAND

0-10V

EMER EMERGENCY max duration 1.30 hours

è un oggetto brillante che valorizza gli ambienti di lavoroe di comunicazione sia con l'effetto di luce che con l'estetica. Ideale per lavorare ma ancheper rilassarsi e disporre sempre di un'atmosfera piacevole.

LED Unica è decisamente versatile nell'impiego: uffici, istituti scolastici sono le due applicazioni più tipiche in cui si rivela la soluzione ideale per economicità e non solo in termini di luce ma anche di manutenzione.

Installazione: sospensione (accessori non inclusi), plafone (con accessori di montaggio inclusi).

Corpo e telaio: struttura in lamiera di acciaio.

Verniciatura: di tipo poliestere eseguita a polvere. Colore bianco RAL 9010.

Diffusore: lastra in policarbonato diffondente.

Schermo: in policarbonato opale di spessore 2mm.

Temperatura colore: 3000 e 4000K .

Led: mantenimento del flusso luminoso minimo al 80%: L80B20>50.000h.

Driver: conforme alle norme EN55015, EN6100-3-2, EN6100-3-3, EN61347-1, EN61347-2-13, EN61547, EN62384.

Fattore di potenza ≥0,95.

Prodotto conforme alle direttive: CAM

it is a brilliant object that enhances work and communication environments both with the light effect and with the aesthetics. Ideal for working but also for relaxing and always having a pleasant atmosphere.

LED Unica is decidedly versatile in its use: offices and schools are the two most typical applications in which it proves to be the ideal solution in terms of economy and not only in terms of light but also in terms of maintenance.

***Installation:** Suspension (accessories not included) or ceiling (with included assembly accessories).*

***Body and frame:** structure in sheet steel.*

***Coating:** powder polyester coating. White RAL 9010.*

***Diffuser:** sheet in diffusing polycarbonate.*

***Shield:** in 2mm thick opal polycarbonate.*

***Color temperature:** 3000K or 4000K.*

***Led:** maintenance of 80% minimum luminous flux: L80B20>50.000h.*

***Driver:** compliant with standards EN55015, EN6100-3-2, EN6100-3-3, EN61347-1, EN61347-2-13, EN61547, EN62384.*

Power factor ≥0,95.

***Product compliant with directives:** CAM*



Accessori non inclusi - *Accessoires not included*





Cod.6025-S
Cavi per sospensione comprensivi di rosoni, saliscendi viti e tasselli.
Suspension cables including rosettes, latch screws and plugs.

220 240V | 50/60 Hz | IK07 | IP40 | CRI 80 | +40 C° -20 | 650° | DRIVER INCLUDED | RGO

RETAIL | MARKET | SCHOOL 1+1=2 ABC | HOTEL | HOSPITAL | OFFICE | GYM

LED Unica





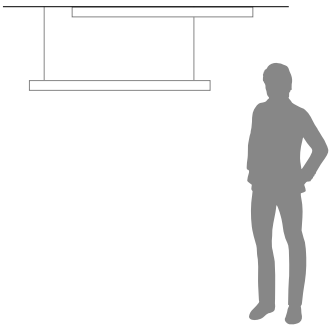

	colour	W max	Vac	lm output	lm/W	K	pcs	Kg	CELL
	B	24	220-240	2712	113	4000	001	4.50	6025-24
	B	36	220-240	4068	113	4000	001	4.50	6025-36
	B	48	220-240	5425	113	4000	001	4.50	6025-48
DALI 2	B	24	220-240	2712	113	4000	001	4.50	6025-24DA
DALI 2	B	36	220-240	4068	113	4000	001	4.50	6025-36DA
DALI 2	B	48	220-240	5425	113	4000	001	4.50	6025-48DA
	B	24	220-240	2712	113	3000	001	4.50	6025-243K
	B	36	220-240	4068	113	3000	001	4.50	6025-363K
	B	48	220-240	5425	113	3000	001	4.50	6025-483K
DALI 2	B	24	220-240	2712	113	3000	001	4.50	6025-243KDA
DALI 2	B	36	220-240	4068	113	3000	001	4.50	6025-363KDA
DALI 2	B	48	220-240	5425	113	3000	001	4.50	6025-483KDA

Dati fotometrici
Photometric data

120°
Diffondente - *Wide*

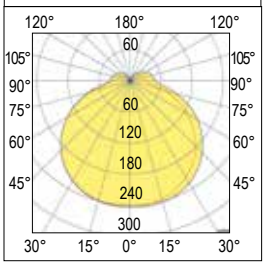

Applicazione a soffitto o sospensione in linea continua, con collegamento in parallelo
Ceiling or suspension application continuous row, with parallel connection

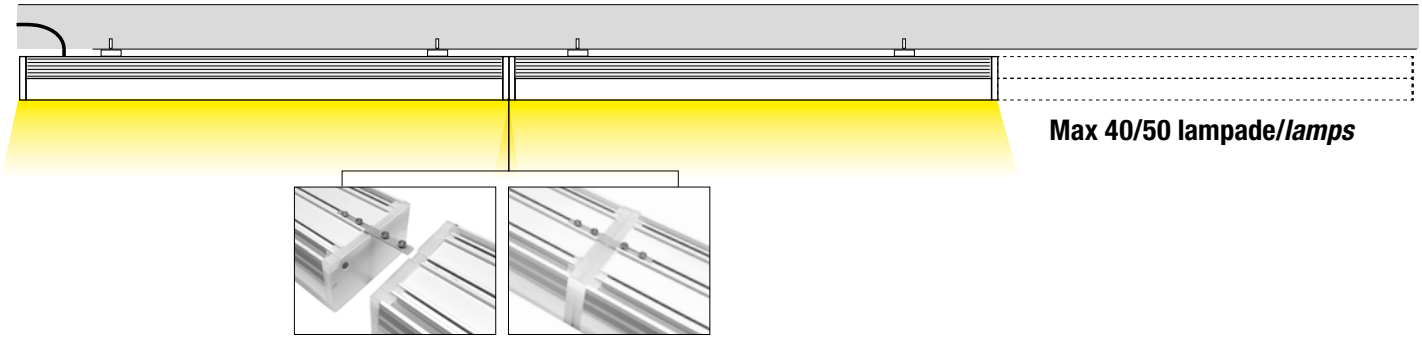

Max 40/50 lampade/*lamps*

Accessori inclusi - Included accessories

2 clip per montaggio plafone o sospensione.
2 clips for ceiling or suspension mounting.



staffa di congiunzione per fila continua.
bracket for continuous row.





2 tappi di chiusura testata.
2 tappi forati per il passaggio dei cavi da utilizzare tra le due lampade unite per realizzare la fila continua.
2 head closing caps.
2 perforated plugs for the passage of cables to be used between the two lamps joined to create the continuous row.

Syros slim system S-C

Apparecchio singolo e fila continua

Single devices and continuous line

A RICHIESTA
ON DEMAND

WIRELESS | 0-10V | DALI 2 PUSH | EMER



LED Syros slim S-C dark light, opale, asimmetrica.

Sistema luminoso modulare per file continue a sospensione o a plafone in versione dark light, opale o con lenti, uffici, reception, supermarket, palestre. Elementi di giunzione di semplice utilizzo per linee continue o accessorio per angoli a 90° a T e X non luminosi. Collegamento rapido con morsetto fast. Modulo cieco a richiesta predisposto per linea passante DALI, 0-10V. ed emergenza.
Installazione: a sospensione o a plafone.
Corpo: alluminio estruso anodizzato al naturale verniciato (goffrato) a polveri epossidiche bianco RAL 9010 e nero RAL 9005.
Ottica dark Light: parabola in alluminio 99,85, antiriflesso UGR<16 e antiridescente a bassissima luminanza.
Ottica opale: in policarbonato ad incastro a filo, UGR<19.
Ottica asimmetrica e bi-asimmetrica: in PMMA schermo trasparente.
Conforme alla norma: EN60598-1, RG0 nessun rischio fotobiologico ai fini della norma EN62471.
Led: Samsung SMD mantenimento del flusso luminoso minimo al 80%: L80B20>50.000h.
Driver multipotenza: Incluso > 50.000 h Fattore di potenza ≥0,95.
A richiesta: per quantità si esegue il settaggio dedicato della corrente del Driver e di conseguenza la potenza di W e Lm.

Prodotto conforme alle direttive: CAM

LED Syros slim S-C dark light, opal, asymmetrical.

Modular light system for continuous rows, suspension or ceiling, in dark light version, opal or with lenses, for offices, receptions, supermarkets, gyms. Easy to use joining elements for continuous lines or non-luminous T- and X-shaped 90° angle accessory. Quick connection with fast clamp. Dummy model on demand designed for DALI feedthrough line, 0-10V. and emergency.
***Installation:** suspension or ceiling.*
***Body:** natural anodised extruded aluminium painted (Textured) with white RAL 9010 and black RAL 9005 epoxy powders.*
***Dark light optics:** 99.85 aluminium parabola, antiglare UGR<16 and anti-iridescent, with very low luminance.*
***Opal optics:** in flush joint polycarbonate, UGR<19.*
***Asymmetric and bi-asymmetric optics :** in PMMA transparent screen.*
***Compliant with standard:** : EN60598-1, RG0 no photobiological risk for the purposes mentioned in standard EN62471.*
***Led: Samsung SMD** maintenance of 80% minimum luminous flux: L80B20>50.000h.*
***Driver multipower:** Included > 50,000 h Power factor ≥0.95.*
***On request:** for quantity, the dedicated setting of the Driver current and consequently the power of W and Lm is carried out.*

Product compliant with directives: CAM

220 240V | 50/60 Hz | IK07 | IP40 | CRI 90 | +40 C° -20 | 650° | CE | DRIVER INCLUDED MULTIPOWER | RG0

RETAIL | MARKET | SCHOOL 1+1=2 ABC | HOTEL | HOSPITAL | OFFICE | GYM | TOILET | WET

Syros slim system S-C Dark light



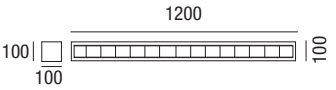



	colour	W max	Vac	lm output	lm/W	K	pcs/ pallets	Kg	CELL
	B	40	220-240	5200	130	4000	60	4.50	25936/SL/SCDL
	N	40	220-240	5200	130	4000	60	4.50	25936SLSCDL/B
DALI 2 PUSH	B	40	220-240	5200	130	4000	60	4.50	25936SLSCDLDA
DALI 2 PUSH	N	40	220-240	5200	130	4000	60	4.50	25936SCDLDA/B
	B	60	220-240	7800	130	4000	60	4.50	25938/SL/SCDL
	N	60	220-240	7800	130	4000	60	4.50	25938SLSCDL/B
DALI 2 PUSH	B	60	220-240	7800	130	4000	60	4.50	25938SLSCDLDA
DALI 2 PUSH	N	60	220-240	7800	130	4000	60	4.50	25938SCDLDA/B

85 W - 11.000 lm A richiesta per quantità - *On request for quantity*

Ottica dark light
Dark-light optics

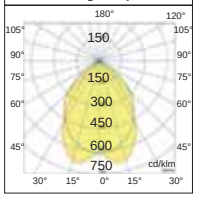

Biemissione a richiesta
Dual emission on request



EMER Per lampade cablate in emergenza (aggiungere **/EM** dopo il codice) sovrapprezzo del 30%.
For wired emergency lights (add /EM after the code) 30% extra charge.



Ceiling/suspended

Installazione a sospensione
Suspension installation



kit sospensione (non incluso)
Con l'aggiunta dl kit sospensione è possibile decidere l'altezza della lampada con facilità agendo direttamente sul pulsante si può aumentare o diminuire il cavo fino ad un max di 1500mm.

suspension kit (not included)
With the addition of the suspension kit, you can easily decide the height of the lamp by acting directly on the button, you can increase or decrease the cable up to a maximum of 1500mm.

Sistema biemissione a richiesta - applicabile ai modelli Syros Slim S, misure: 1200mm - 1800mm.
Dual emission system on demand - applicable to Syros Slim S models, sizes: 1200mm - 1800mm.



Biemissione
Dual emission

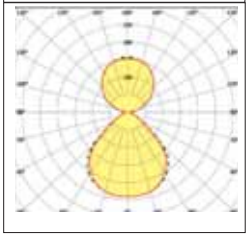

Biemissione con **unica accensione**, sovrapprezzo del 30% (aggiungere **/DM** dopo il codice).
Biemissione con **doppia accensione**, sovrapprezzo del 40% (aggiungere **/2DM** dopo il codice).

*Bi-emission with **single ignition**, 30% surcharge (add **/DM** after the code).*
*Bi-emission with **double ignition**, 40% surcharge (add **/2DM** after the code).*

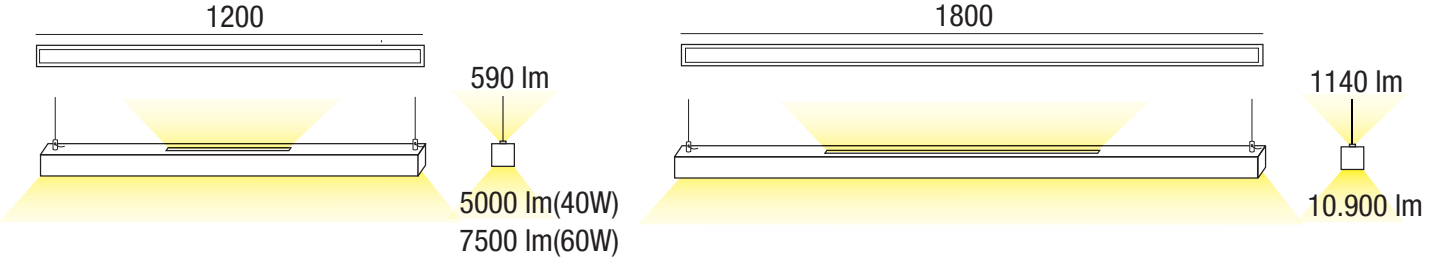

Syros slim system S-C

Syros slim system S-C Opal

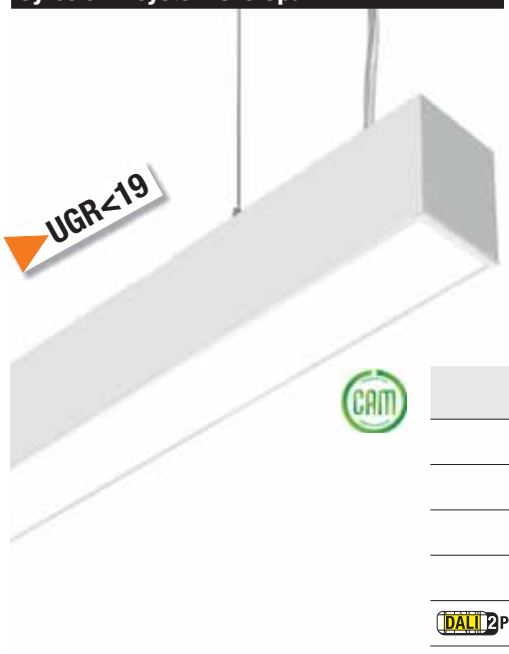

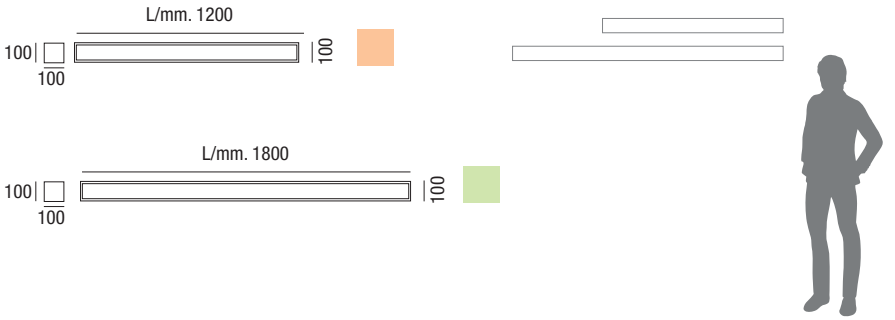

	colour	W max	Vac	lm output	lm/W	K	L [mm]	pcs/ pallets	Kg	CELL
	B	40	220-240	5000	125	4000	1200	60	4.50	25940/SL/SCOP
	B	40	220-240	5000	125	3000K	1200	60	4.50	25940SLSCOP3K
	N	40	220-240	5000	125	4000	1200	60	4.50	25940SLSCOPBL
	N	40	220-240	5000	125	3000K	1200	60	4.50	25940SLSCOPBL3K
DALI 2 PUSH	B	40	220-240	5000	125	4000	1200	60	4.50	25940SLSCOPDA
DALI 2 PUSH	N	40	220-240	5000	125	4000	1200	60	4.50	25940SCOPDABL
	B	60	220-240	7500	125	4000	1200	60	4.50	25942/SL/SCOP
	N	60	220-240	7500	125	4000	1200	60	4.50	25942SLSCOP/B
DALI 2 PUSH	B	60	220-240	7500	125	4000	1200	60	4.50	25942SLSCOPDA
DALI 2 PUSH	N	60	220-240	7500	125	4000	1200	60	4.50	25942SCOPDA/B

	colour	W max	Vac	lm output	lm/W	K	L [mm]	pcs/ pallets	Kg	CELL
	B	85	220-240	11.000	129	4000	1800	60	5.00	25947/SL/SCOP
	B	85	220-240	11.000	129	3000K	1800	60	5.00	25947SLSCOP3K
	N	85	220-240	11.000	129	4000	1800	60	5.00	25947SLSCOPBL
	N	85	220-240	11.000	129	3000K	1800	60	5.00	25947SLSCOPBL3K
DALI 2 PUSH	B	85	220-240	11.000	129	4000	1800	60	5.00	25949SLSCOPDA
DALI 2 PUSH	N	85	220-240	11.000	129	4000	1800	60	5.00	25949SCOPDA/B

Ottica diffondente
Diffusing optics

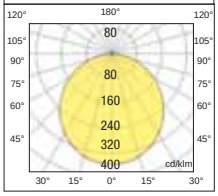

Biemissione a richiesta
Dual emission on request

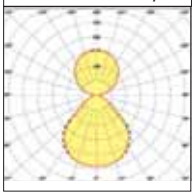

EMER Per lampade cablate in emergenza (aggiungere **/EM** dopo il codice) sovrapprezzo del 30%.
For wired emergency lights (add /EM after the code) 30% extra charge.

Installazione a plafone con accessori inclusi
Ceiling installation with included accessories



Syros slim system S-C



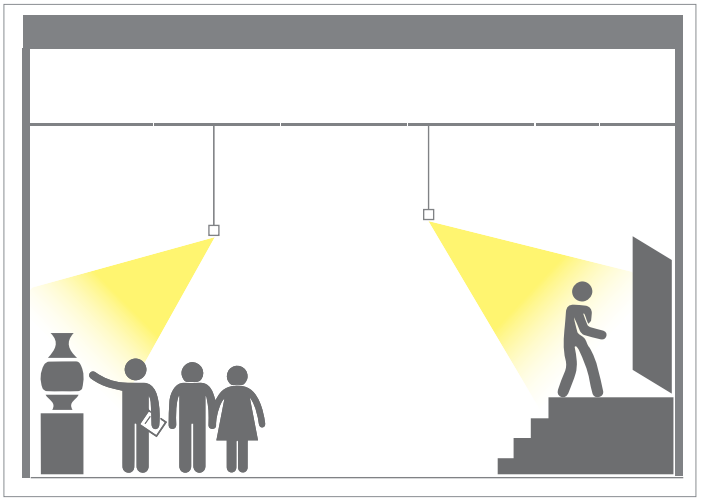

Ottica asimmetrica

Ideale per l'illuminazione di pareti in modo uniforme.

Asymmetric optics

Ideal for evenly lighting walls.



Ottica bi-asimmetrica

Adatta per gli spazi commerciali al fine di dare maggior risalto alla merce esposta rispetto alle corsie.

Bi-asymmetric optics

Suitable for sales spaces to allow the displayed goods to stand out respect to the lanes.

Syros slim system S-C

Syros slim system S-C asimmetrica



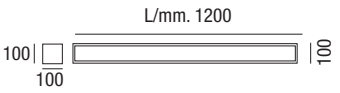



Ottica asimmetrica
asymmetric optics

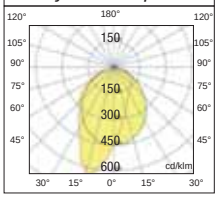

Biemissione a richiesta
Dual emission on request

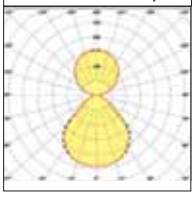

	colour	W max	Vac	lm output	lm/W	K	pcs/ pallets	Kg	CELL
	B	40	220-240	5200	130	4000	60	4.50	25943/SL/SCWW
DALI 2 PUSH	B	40	220-240	5200	130	4000	60	4.50	25943SLSCWWDA
	B	60	220-240	7800	130	4000	60	4.50	25944/SL/SCWW
DALI 2 PUSH	B	60	220-240	7800	130	4000	60	4.50	25944SLSCWWDA

EMER Per lampade cablate in emergenza (aggiungere **/EM** dopo il codice) sovrapprezzo del 30%.
For wired emergency lights (add /EM after the code) 30% extra charge.

3S Syros slim system bi-asimmetrica



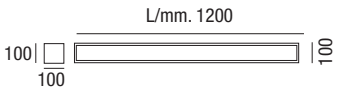



Ottica bi-asimmetrica
bi-asymmetric optics

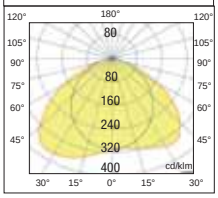

Biemissione a richiesta
Dual emission on request

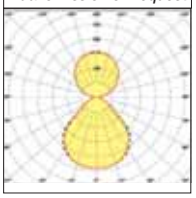

	colour	W max	Vac	lm output	lm/W	K	pcs/ pallets	Kg	CELL
	B	40	220-240	5200	130	4000	60	4.50	25945/SL/SC2A
DALI 2 PUSH	B	40	220-240	5200	130	4000	60	4.50	25945SLSC2ADA
	B	60	220-240	7800	130	4000	60	4.50	25946/SL/SC2A
DALI 2 PUSH	B	60	220-240	7800	130	4000	60	4.50	25946SLSC2ADA

EMER Per lampade cablate in emergenza (aggiungere **/EM** dopo il codice) sovrapprezzo del 30%.
For wired emergency lights (add /EM after the code) 30% extra charge.

Syros slim system accessori - *accessories*

Serie di accessori che consentono il fissaggio in linea della famiglia Syros Slim.
Series of accessories that allow the Syros Slim family to be fixed in line.

Accessori a richiesta - *Accessoires on demand*

Modulo cieco - predisposto con cablaggio per linee passanti e DALI o 0-10V. + EMERGENZA.
Non-luminous pipe - *set up with wiring for through- and DALI or 0-10V lines. + EMERGENCY.*

Colour		[mm]	pcs	Kg	Code
B	7 FILI/WIRE	1.200	001	3,80	25940/SL/SC

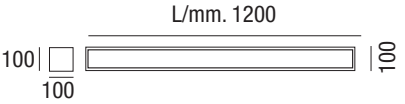

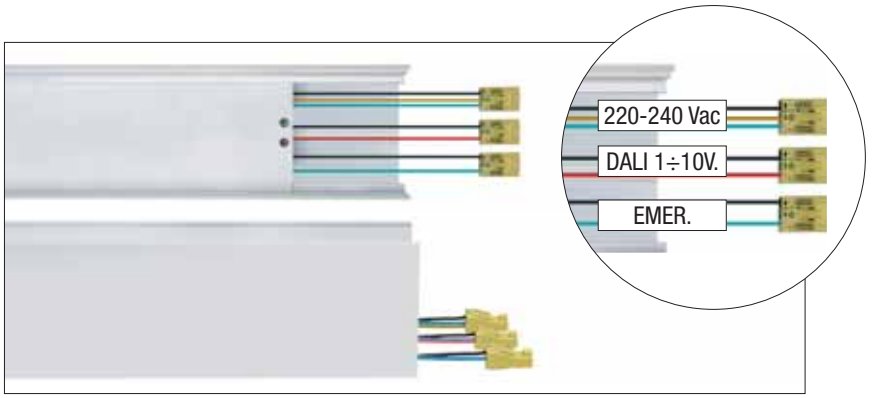



Staffe di giunzione (KIT 3 pezzi) - *Junction brackets (Kit 3 pieces)*

Colour	pcs	Kg	Code
B	1	0,01	25803/SL





Kit di alimentazione - *Power supply kit*

Colour	Cavo		pcs	Kg	Code
B	3x1,5		1	0,01	102/3/C
B	5x1,5	DALI 2	1	0,01	102/5/C
N	3x1,5		1	0,01	102B/3/C
N	5x1,5	DALI 2	1	0,01	102B/5/C

Cavo per sospensione - *Suspension cable*

pcs	Kg	PCS	Code
001	0,250	1 cavi/*cables*	103/S



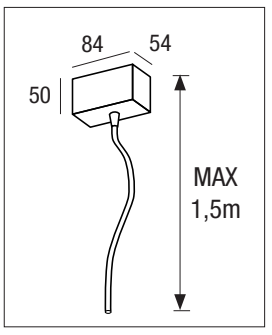



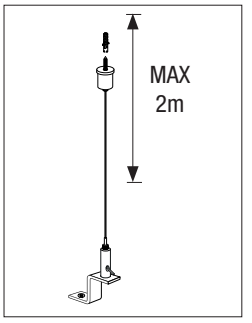

Syros slim system accessori - *accessories*

Giunto angolare a L - T - X con 4 tappi chiusura
L - T - X-shaped corner joint with 4 closure caps

Colour	pcs	Kg	Code
B	1	0,20	25802/SL
N	1	0,20	25802/SLBL



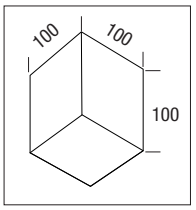

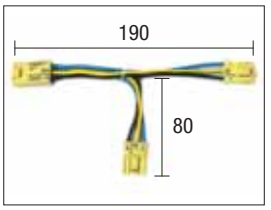



Soluzioni NON incluse per aumentare il risparmio energetico
Solutions NOT included to increase energy saving

Giunto angolare a L - T - X con rilevatore di presenza ad infrarossi, telecomando e 4 tappi chiusura
L - T - X angular joint with infrared presence detector, remote control and 4 closure caps

	Colour	pcs	Kg	Code
0-10V	B	1	0,87	HIR22/SYROS/DI
DALI	B	1	0,87	HIR23/SYROS/DA



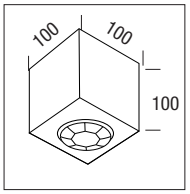



Ampiezza rilevamento
Detection width

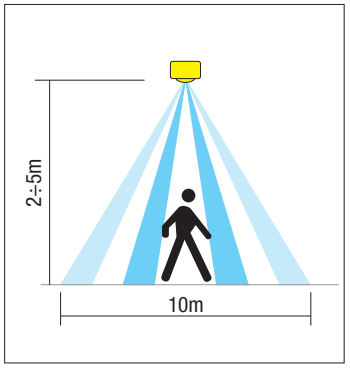

HIR22/SYROS/DI DIM 1-10V

Angolo di rivelamento *Detection angle*	360°
Altezza di montaggio *Assembly height*	2÷5 metri
Ampiezza rilevamento *Detection Width*	Ø 10m
Assorbimento stand by *Stand-by absorption*	<0,5W

HIR23/SYROS/DA DALI

Angolo di rivelamento *Detection angle*	360°
Altezza di montaggio *Assembly height*	2÷5 metri
Ampiezza rilevamento *Detection Width*	Ø 10m
Assorbimento stand by *Stand-by absorption*	<0,5W Max 64 Driver conforme allo standard DALI <0,5W *Max 64 drivers compliant with DALI standard*



Cod. HRC-11

Accessorio NON incluso
L'utilizzo del telecomado HRC-11 permette di modificare le impostazioni senza dover accedere direttamente al trimmer integrato

NOT included accessory
Using the HRC-11 remote control allows you to change settings without needing to directly access the built-in trimmer.



Syros slim sospensione, esempio applicativo
Syros slim suspension, application example

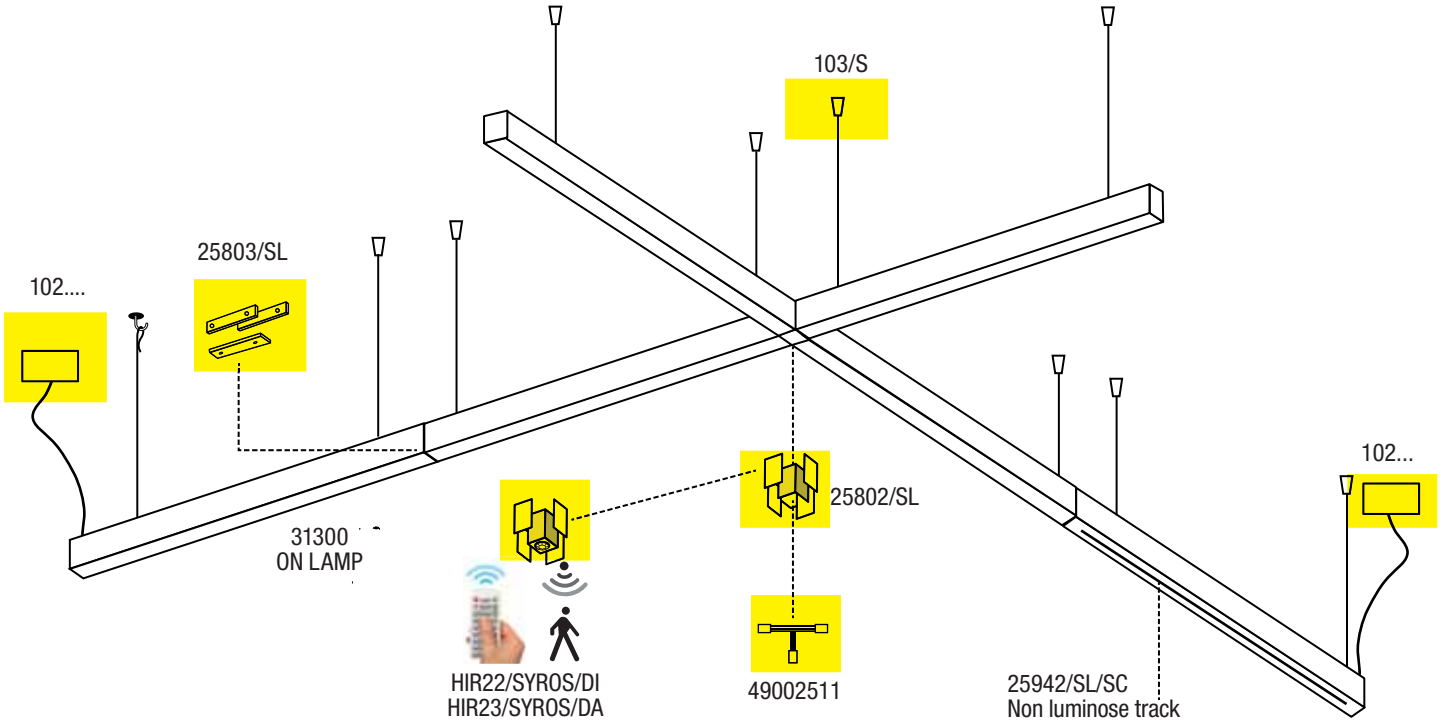



Sky system S-C-W 40x40

Apparecchio singolo e fila continua
Single devices and continuous line

A RICHIESTA
ON DEMAND

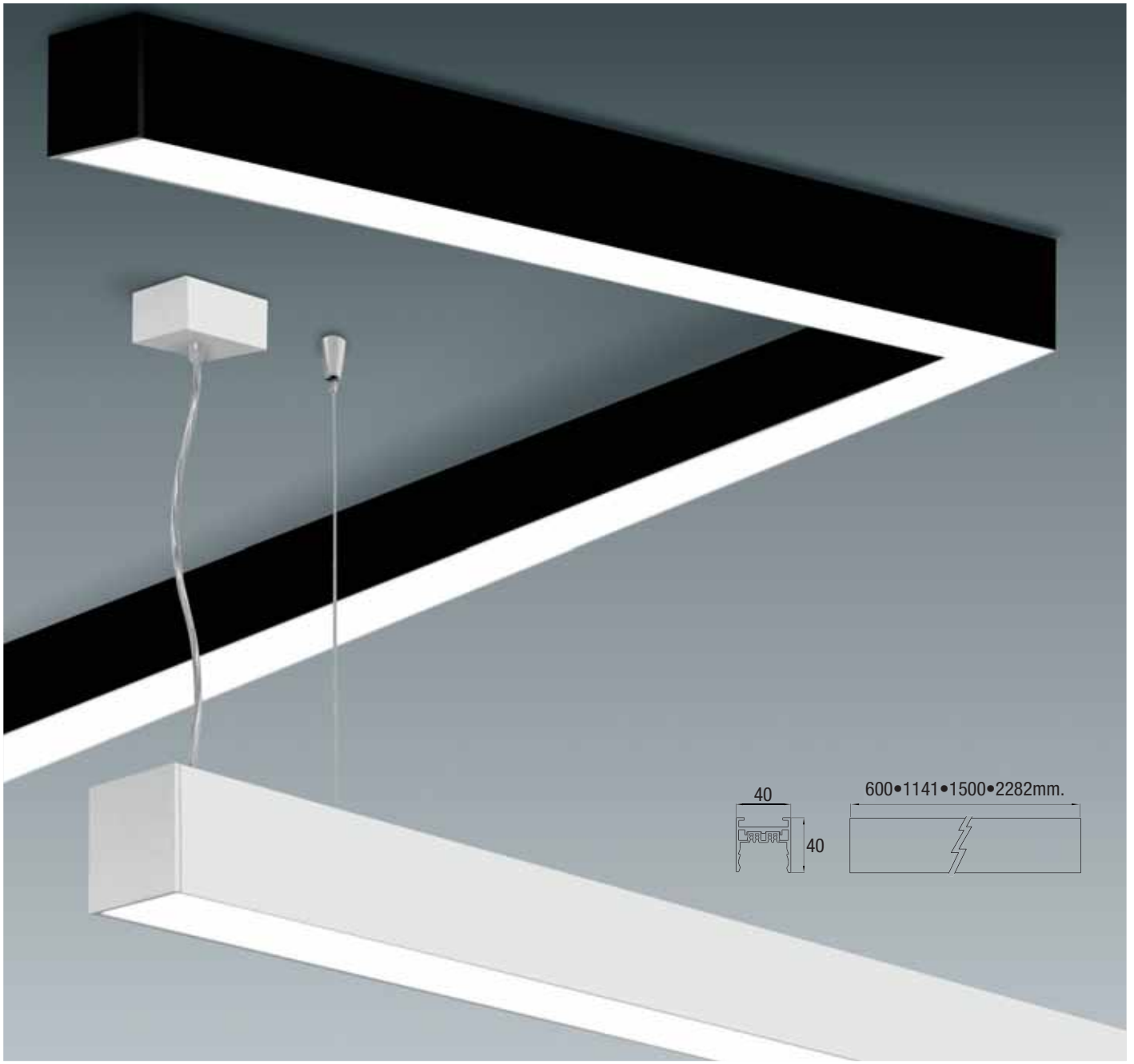

LED Sky slim S-C dark light, opale, asimmetrica.

Sistema luminoso modulare di spessore ridotto per file continue a sospensione o plafone in versione opale o con lenti, uffici, reception, supermarket, palestre. Elementi di giunzione di semplice utilizzo per linee continue o accessorio per angoli a 90°.
Collegamento rapido con morsetto fast. Modulo cieco a richiesta predisposto per linea passante DALI, 0-10V. ed emergenza.
A richiesta modello Biemissione.
Installazione: a sospensione S e parete W o a plafone C con accessorio (non incluso), per montaggio a plafone in fila continua utilizzare lo specifico accessorio (non incluso).
Corpo: alluminio estruso anodizzato al naturale verniciato (goffrato) a polveri epossidiche bianco RAL 9010 e nero RAL 9005.
Diffusore: in policarbonato trasparente ad incastro a filo + film microstrutturato.
Diffusore asimmetrico e bi-asimmetrica: lenti in PMMA e diffusore trasparente.
Conforme alla norma: EN60598-1, RG0 nessun rischio fotobiologico ai fini della norma EN62471.
Led: Samsung SMD mantenimento del flusso luminoso minimo L80B20>50.000h.
Driver multipotenza: Incluso > 50.000 h Fattore di potenza ≥0,95.
A richiesta: per quantità si esegue il settaggio dedicato della corrente del Driver e di conseguenza la potenza di W e Lm.
Prodotto conforme alle direttive:

LED Sky slim S-C dark light, opal, asymmetrical.

Modular light system with reduced thickness for continuous rows, suspension or ceiling, in opal version or with lenses, for offices, receptions, supermarkets, gyms. Easy to use joining elements for continuous lines or 90° angle accessory.
Quick connection with fast clamp. Dummy model on demand designed for DALI feedthrough line, 0-10V. and emergency.
On request Bi-emission model.
Installation: *suspension S or wall W or on ceiling C with accessory (included), for ceiling mounting in a continuous row use the specific accessory (not included).*
Body: *natural anodised extruded aluminium painted (Textured) with white RAL 9010 and black RAL 9005 epoxy powders.*
Diffuser: *in flush joint transparent polycarbonate + microstructured film.*
Asymmetric and bi-asymmetric diffuser: *lens in clear PMMA and transparent diffuser.*
Compliant with standard: *EN60598-1, RG0 no photobiological risk for the purposes mentioned in standard EN62471.*
Led: Samsung SMD *maintenance of 80% minimum luminous flux: 50,000h (L80B10).*
Multipower driver: *Included > 50,000 h Power factor ≥0.95.*
On request: *for quantity, the dedicated setting of the Driver current and consequently the power of W and Lm is carried out.*
Product compliant with directives:

Sky system per il **Food**

Per valorizzare i generi alimentari e prodotti freschi come frutta, verdura, pane e carne, è possibile (a richiesta) avere il sistema Sky con LED dedicati.

To enhance food and fresh products such as fruit, vegetables, bread and meat, it is possible (on request) to have the Sky system with dedicated LEDs.



Ottica bread

la luce calda rivela la naturale colorazione di farinacei e prodotti di pasticceria

the warm light accentuates the natural coloring of starchy and pastry products



Ottica fruit -vegetables

aumenta la sensazione del cliente di acquistare di frutta e verdura fresche appena colte.

increases the customer's feeling of buying freshly picked fresh fruit and vegetables.



Ottica meat

accentua il colore della carne e dei salumi e ne risalta la freschezza.

accentuates the color of meat and cured meats and enhances their freshness.



Ottica fish

con luce fredda "glaciale" risalta la naturale freschezza del pesce e dei crostacei appena pescati

with cold "glacial" light, the natural freshness of freshly caught fish and crustaceans stands out

Sky system Emergenza **Autotest -** Safety Lighting **Autotest**

Apparecchi di illuminazione cablati in emergenza

Relco nella politica di offrire un servizio migliore alla clientela, ha deciso di utilizzare nei sui apparecchi di illuminazione dotati di emergenza, solo INVERTER PER EMERGENZA CON AUTOTEST.

Emergency wired luminaires

Relco in its policy of offering a better service to customers, has decided to use only EMERGENCY INVERTER WITH SELF-TEST in its luminaires equipped with emergency.

Le norme europee EN 1838, EN 60598-2-22, relative ai sistemi di illuminazione di emergenza, impongono che periodicamente, siano effettuati dei test per verificare sia il funzionamento sia l'efficienza (durata in emergenza) degli apparecchi di illuminazione che svolgono anche la funzione di illuminazione di emergenza. Questo costringe i manutentori dell'impianto ad interrompere la linea di alimentazione ed effettuare test con cadenza settimanale (test funzionale), e con cadenza trimestrale o annuale (test di autonomia).
Con i nostri kit di emergenza con autotest (conformi alla normativa europea EN 62034) queste prove vengono svolte automaticamente con cadenza programmabile in fase di installazione. Inoltre il nostro inverter analizza i tempi di normale accensione e spegnimento dell'apparecchio ed effettua (qualora possibile) i test nelle ore di assenza delle persone.
Eventuali anomalie sono segnalate tramite un indicatore (led) rosso verde.
A partire dal colore della segnalazione è possibile stabilire in maniera univoca gli eventuali problemi di funzionamento come evidenziato nella tabella seguente.

The European standards EN 1838, EN 60598-2-22, relating to emergency lighting systems, require that tests be periodically carried out to verify both the functioning and the efficiency (duration in emergency) of the lighting fixtures which also the emergency lighting function. This forces the system maintainers to interrupt the power supply line and carry out tests on a weekly basis (functional test), and on a quarterly or annual basis (autonomy test).
With our emergency kits with self-test (complying with European standard EN 62034) these tests are carried out automatically with a programmable cadence during installation.
Furthermore, our inverter analyzes the normal switching on and off times of the appliance and carries out (where possible) the tests in the hours when people are absent.
Any anomalies are signaled by a red-green indicator (led). Starting from the color of the signal, it is possible to unequivocally establish any functioning problems as shown in the following table.

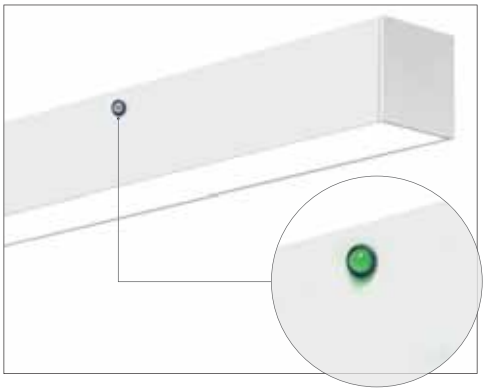

Colore LED - *LED indication*	Stato - *Status*
Verde fisso - Permanent Green	Batteria carica o in carica - Battery charge or charging
Verde lampeggiante - Flashing Green	Funzione TEST avviata - TEST in progress
Verde lampeggiante lento (1s ON - 1s OFF) Slow flashing green (1s ON - 1s OFF)	TEST di autonomia avviato Autonomy TEST in progress
Rosso fisso - Permanent Red	Lampada guasta - Lamp failure
Rosso lampeggio veloce (0,1s ON - 0,1s OFF) Fast flashing Red (0,1s ON - 0,1s OFF)	Guasto circuito di ricarica - Charging failure
Lampeggio Rosso lento (1s ON - 1s OFF) Slow flashing Red (1s ON - 1s OFF)	Batteria guasta - Battery failure
Verde e Rosso OFF - Green and Red OFF	Emergenza ON - Emergency ON





Ottica asimmetrica - *Asymmetric optics*

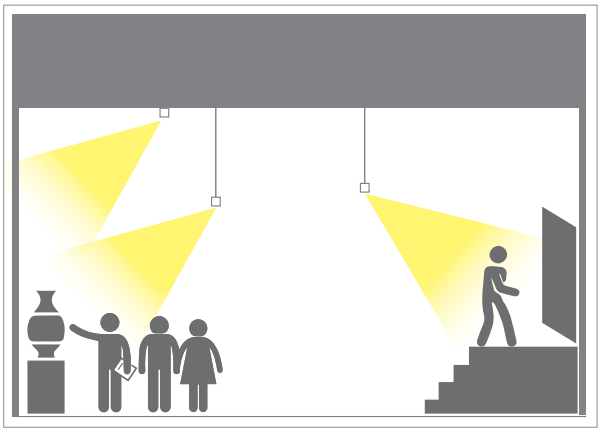

Ottica bi-asimmetrica - *Bi-asymmetric optics*



220 240V | 50/60 Hz | IK07 | IP40 | CRI 90 | +40 C° -20 | 850° | CE | DRIVER INCLUDED MULTIPOWER | RG0

RETAIL | MARKET | SCHOOL 1+1=2 ABC | HOTEL | HOSPITAL | OFFICE | GYM | TOILET | EMER

Per lampade cablate in emergenza (aggiungere **/EM** dopo il codice) sovrapprezzo del 30%.
Emergenza non possibile per versioni in linea continua.
For wired emergency lights (add /EM after the code) 30% extra charge.
Emergency not possible for versions in continuous line.

Sky system S-C 40x40



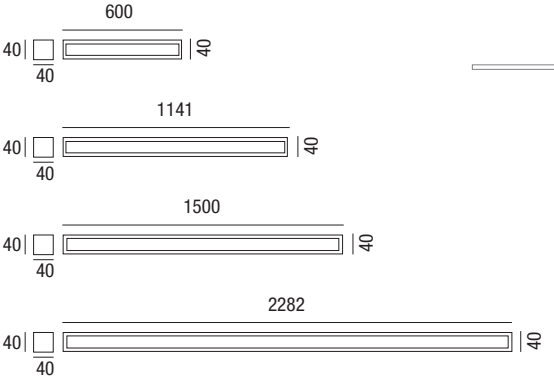

	colour	W max	Vac	lm output	lm/W	K	[mm]	Kg	CELL
	B	16	220-240	2080	130	3000	**600**	2.00	603K
	B	16	220-240	2080	130	4000	**600**	2.00	604K
DALI 2 PUSH	B	16	220-240	2080	130	3000	**600**	2.00	603KDA
DALI 2 PUSH	B	16	220-240	2080	130	4000	**600**	2.00	604KDA
	N	16	220-240	2080	130	3000	**600**	2.00	60B3K
	N	16	220-240	2080	130	4000	**600**	2.00	60B4K
DALI 2 PUSH	N	16	220-240	2080	130	3000	**600**	2.00	60B3KDA
DALI 2 PUSH	N	16	220-240	2080	130	4000	**600**	2.00	60B4KDA
	B	30	220-240	3900	130	3000	**1141**	2.00	1003K
	B	30	220-240	3900	130	4000	**1141**	2.00	1004K
DALI 2 PUSH	B	30	220-240	3900	130	3000	**1141**	2.00	1003KDA
DALI 2 PUSH	B	30	220-240	3900	130	4000	**1141**	2.00	1004KDA
	N	30	220-240	3900	130	3000	**1141**	2.00	100B3K
	N	30	220-240	3900	130	4000	**1141**	2.00	100B4K
DALI 2 PUSH	N	30	220-240	3900	130	3000	**1141**	2.00	100B3KDA
DALI 2 PUSH	N	30	220-240	3900	130	4000	**1141**	2.00	100B4KDA
	B	40	220-240	5200	130	3000	**1500**	4.00	1503K
	B	40	220-240	5200	130	4000	**1500**	4.00	1504K
DALI 2 PUSH	B	40	220-240	5200	130	3000	**1500**	4.00	1503KDA
DALI 2 PUSH	B	40	220-240	5200	130	4000	**1500**	4.00	1504KDA
	N	40	220-240	5200	130	3000	**1500**	4.00	150B3K
	N	40	220-240	5200	130	4000	**1500**	4.00	150B4K
DALI 2 PUSH	N	40	220-240	5200	130	3000	**1500**	4.00	150B3KDA
DALI 2 PUSH	N	40	220-240	5200	130	4000	**1500**	4.00	150B4KDA
	B	60	220-240	7800	130	3000	**2282**	4.00	2003K
	B	60	220-240	7800	130	4000	**2282**	4.00	2004K
DALI 2 PUSH	B	60	220-240	7800	130	3000	**2282**	4.00	2003KDA
DALI 2 PUSH	B	60	220-240	7800	130	4000	**2282**	4.00	2004KDA
	N	60	220-240	7800	130	3000	**2282**	4.00	200B3K
	N	60	220-240	7800	130	4000	**2282**	4.00	200B4K
DALI 2 PUSH	N	60	220-240	7800	130	3000	**2282**	4.00	200B3KDA
DALI 2 PUSH	N	60	220-240	7800	130	4000	**2282**	4.00	200B4KDA

Ottica diffondente
Diffusing optics

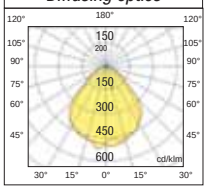

Biemissione pag.298
Dual emission page 298

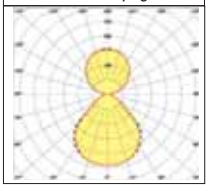

Sky system S-C bi-asimmetrica



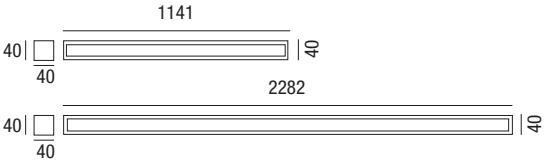

	colour	W max	Vac	lm output	lm/W	K	L [mm]	Kg	CELL
	B	30	220-240	3900	130	3000	**1141**	2.00	100BAS3K
	B	30	220-240	3900	130	4000	**1141**	2.00	100BAS4K
DALI 2 PUSH	B	30	220-240	3900	130	3000	**1141**	2.00	100BAS3KDA
DALI 2 PUSH	B	30	220-240	3900	130	4000	**1141**	2.00	100BAS4KDA
	N	30	220-240	3900	130	3000	**1141**	2.00	100BASB3K
	N	30	220-240	3900	130	4000	**1141**	2.00	100BASB4K
DALI 2 PUSH	N	30	220-240	3900	130	3000	**1141**	2.00	100BASB3KDA
DALI 2 PUSH	N	30	220-240	3900	130	4000	**1141**	2.00	100BASB4KDA
	B	50	220-240	6500	130	3000	**2282**	4.00	200BAS3K
	B	50	220-240	6500	130	4000	**2282**	4.00	200BAS4K
DALI 2 PUSH	B	50	220-240	6500	130	3000	**2282**	4.00	200BAS3KDA
DALI 2 PUSH	B	50	220-240	6500	130	4000	**2282**	4.00	200BAS4KDA
	N	50	220-240	6500	130	3000	**2282**	4.00	200BASB3K
	N	50	220-240	6500	130	4000	**2282**	4.00	200BASB4K
DALI 2 PUSH	N	50	220-240	6500	130	3000	**2282**	4.00	200BASB3KDA
DALI 2 PUSH	N	50	220-240	6500	130	4000	**2282**	4.00	200BASB4KDA

Ottica bi-asimmetrica
bi-asymmetric optics

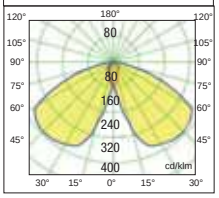

Biemissione pag.298
Dual emission page 298

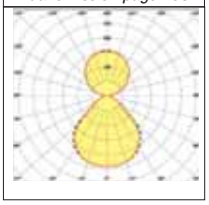

Sky system Ottica ellittica a richiesta - *Sky system Elliptical optic on demand*





Ottica Ellittica
Elliptical optics

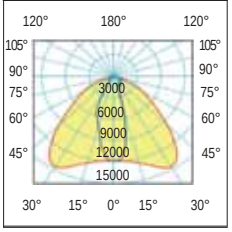

A richiesta ottica ellittica 30°x90°
Ideale per illuminare ambienti con alte scaffalature o lunghi corridoi per la vendita al dettaglio, in modo da avere una luce diffusa e uniforme.

On request elliptical optic 30°x90°
Ideal for lighting environments with high shelves or long corridors for retail, so as to have a uniformly diffused light.



Sky system 2 SPOT L. 1141 mm.





Colour	W	lm output	K	Angolo	Code
B	2x10	2x1700	4000	15 (36)	2SPOT/4K/15
N	2x10	2x1700	4000	15 (36)	2SPOT/B/4K/15

Sky system 3 SPOT L. 1141 mm.



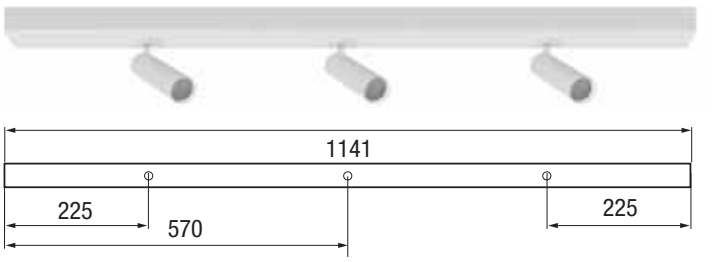

Colour	W	lm output	K	Angolo	Code
B	3x10	3x1700	4000	15 (36)	3SPOT/4K/15
N	3x10	3x1700	4000	15 (36)	3SPOT/B/4K/15



Spot 15°

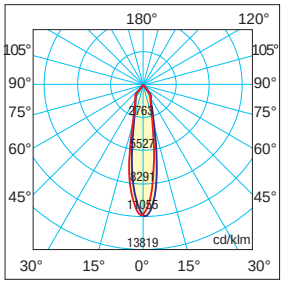

Spot 36°a richiesta
on demand

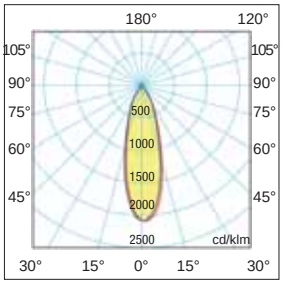



Frangiluce nido d'ape
INCLUSO.

INCLUDED
Honeycomb louvre



Sistema biemissione a richiesta - applicabile ai modelli Led Sky system misure: 1141mm - 1500mm. - 2282 mm.

Dual emission system on demand - applicable to Led Sky system models, sizes: 1141mm - 1500mm. - 2282 mm.



Biemissione pag.298
Dual emission page 298

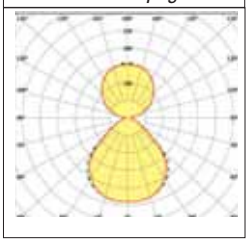

Biemissione con **unica accensione**, sovrapprezzo del 30% (aggiungere **/DM** dopo il codice).
Biemissione con **doppia accensione**, sovrapprezzo del 40% (aggiungere **/2DM** dopo il codice).
Non disponibile per Congiunzioni luminose a "T" o a "C".

*Bi-emission with **single ignition**, 30% surcharge (add **/DM** after the code).*
*Bi-emission with **double ignition**, 40% surcharge (add **/2DM** after the code).*
Not available for "T" or "C" Light Conjunctions.



Accessori inclusi
Included accessoires

Frangiluce, evita che il flusso luminoso trafili tra i moduli Sky system in fila continua.

Louvre mask, prevents the luminous flux from leaking between the Sky system modules in a continuous row.

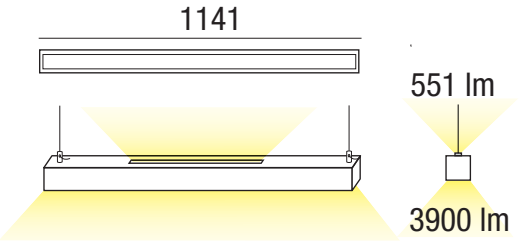

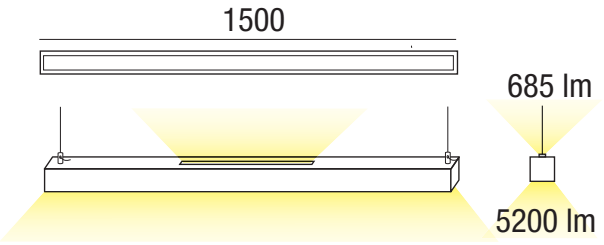

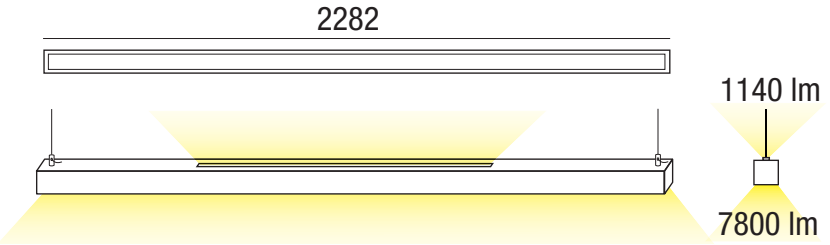

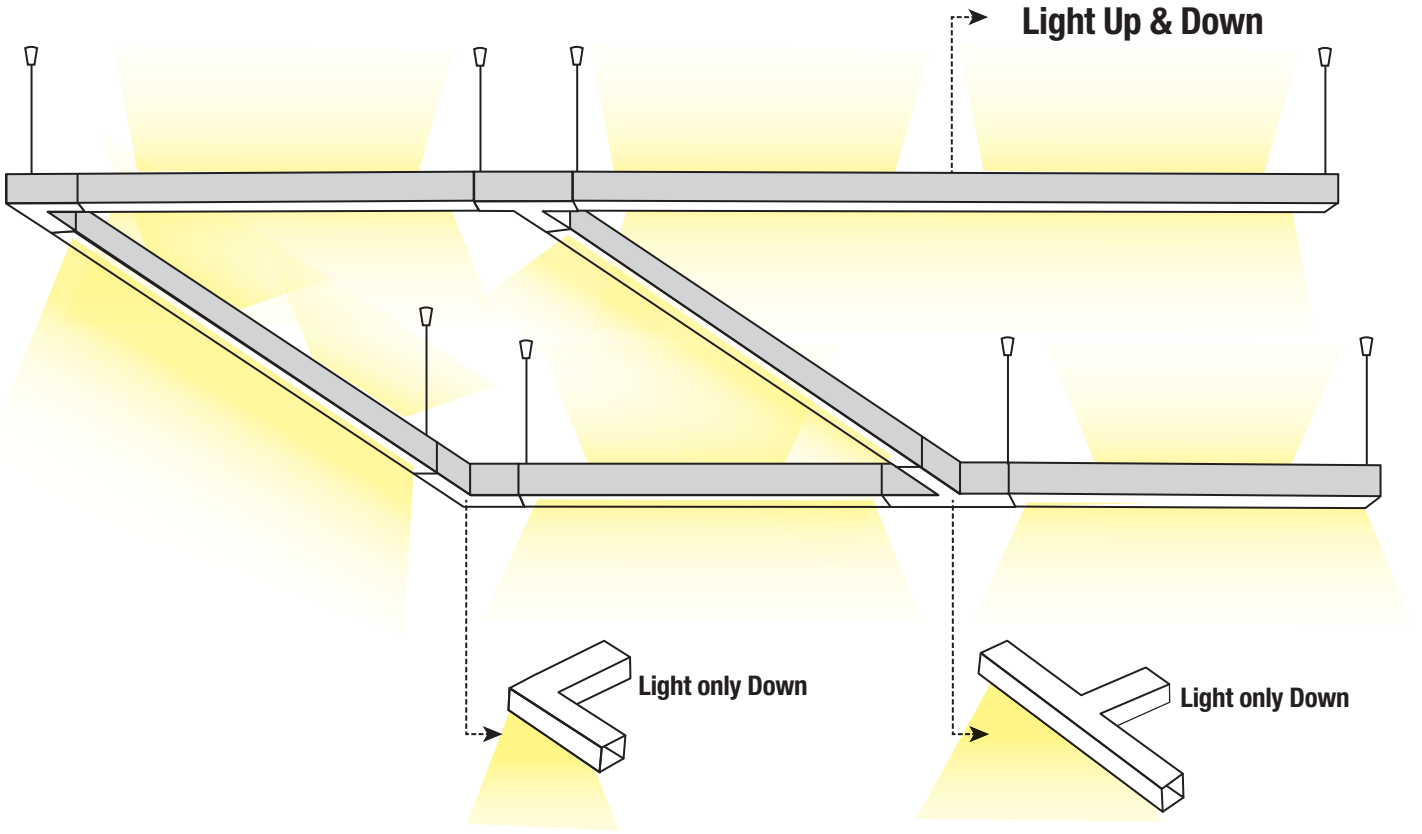



220 240V | 50/60 Hz | IK07 | IP40 | CRI 90 | +40 C° -20 | 850° | CE | DRIVER INCLUDED MULTIPOWER | RGO

RETAIL | MARKET | SCHOOL 1+1=2 ABC | HOTEL | HOSPITAL | OFFICE | GYM | TOILET | WET

KIT Congiunzione a L, luminoso - SOLO SOSPENSIONE
KIT L-shaped angular joint - ONLY SUSPENDED



15W

1950 lm

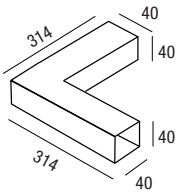

	colour	W max	Vac	lm output	lm/W	K	Kg	CELL
	B	14	220-240	1820	130	3000	0.20	100/3K/SC
	B	14	220-240	1820	130	4000	0.20	100/4K/SC
DALI 2 PUSH	B	14	220-240	1820	130	3000	0.20	100/3K/SCDA
DALI 2 PUSH	B	14	220-240	1820	130	4000	0.20	100/4K/SCDA
	N	14	220-240	1820	130	3000	0.20	100B/3K/SC
	N	14	220-240	1820	130	4000	0.20	100B/4K/SC
DALI 2 PUSH	N	14	220-240	1820	130	3000	0.20	100B/3K/SCDA
DALI 2 PUSH	N	14	220-240	1820	130	4000	0.20	100B/4K/SCDA

EMER Attenzione! nel caso il progetto venga fatto con sistema DALI+EMER non è possibile utilizzare questo modulo.
Attention! if the project is done with the DALI + EMER system it is not possible to use this module.

Ottica diffondente
Diffusing optics

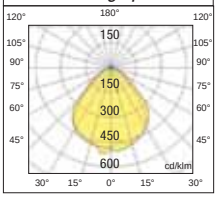

KIT Congiunzione a T, luminoso - SOLO SOSPENSIONE
KIT T-shaped angular joint - ONLY SUSPENDED



23W

2650 lm

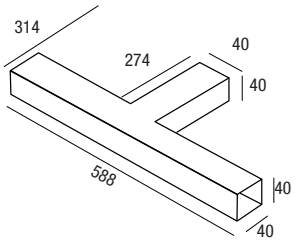

	colour	W max	Vac	lm output	lm/W	K	Kg	CELL
	B	20	220-240	2600	130	3000	0.20	101/3K/SC
	B	20	220-240	2600	130	4000	0.20	101/4K/SC
DALI 2 PUSH	B	20	220-240	2600	130	3000	0.20	101/3K/SCDA
DALI 2 PUSH	N	20	220-240	2600	130	4000	0.20	101/4K/SCDA
	N	20	220-240	2600	130	3000	0.20	101B/3K/SC
	N	20	220-240	2600	130	4000	0.20	101B/4K/SC
DALI 2 PUSH	N	20	220-240	2600	130	3000	0.20	101B/3K/SCDA
DALI 2 PUSH	N	20	220-240	2600	130	4000	0.20	101B/4K/SCDA

EMER Attenzione! nel caso il progetto venga fatto con sistema DALI+EMER non è possibile utilizzare questo modulo.
Attention! if the project is done with the DALI + EMER system it is not possible to use this module.

Ottica diffondente
Diffusing optics

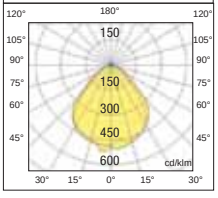

Sky system accessori - *accessories*

Accessori a richiesta a sospensione e plafone singole o linea continua
Suspension or ceiling accessoires single or continuous lines on demand

Kit per montaggio a plafone - *Ceiling mounting kit*

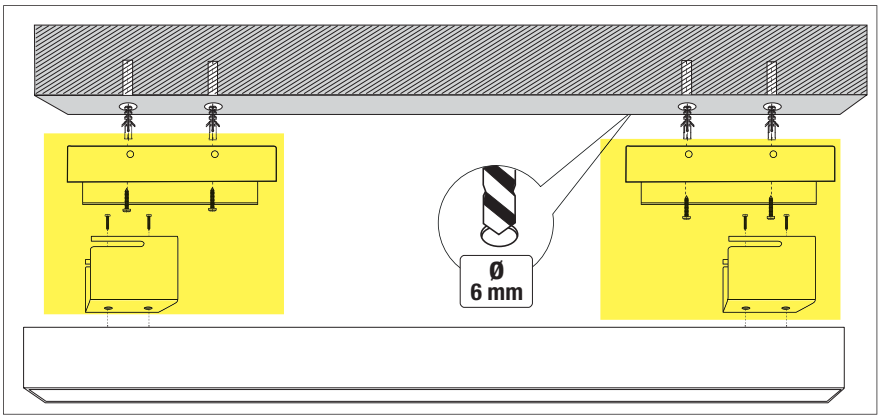

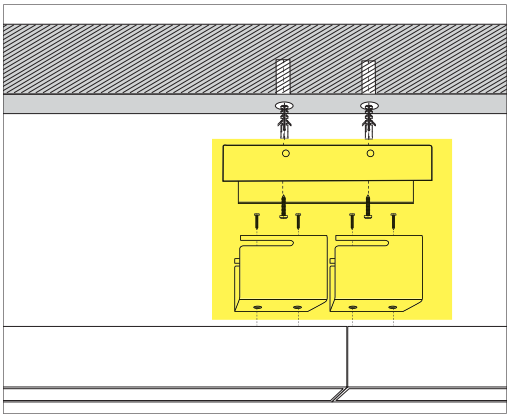

104R2XSKY 2 staffe per montaggio a plafone Sky system 1141mm.
2 Sky system ceiling mounting brackets 1141mm.

104R3XSKY 3 staffe per montaggio a plafone Sky system 2282mm.
3 Sky system ceiling mounting brackets 2282mm.

Esempio applicativo per montaggio staffe per file continue a plafone.
Application example for ceiling-mounted continuous lines.

Kit di alimentazione - *Power supply kit*

Colour	Cavo		pcs	Kg	Code
B	3x1,5		1	0,01	102/3/C
B	5x1,5	DALI 2	1	0,01	102/5/C
N	3x1,5		1	0,01	102B/3/C
N	5x1,5	DALI 2	1	0,01	102B/5/C



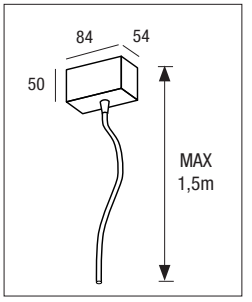

Cavo per sospensione - *Suspension cable*

Colour	pcs	Kg	PCS	Code
B	001	0,250	1 cavi/*cables*	103/S



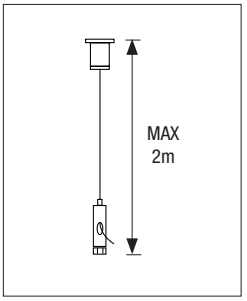



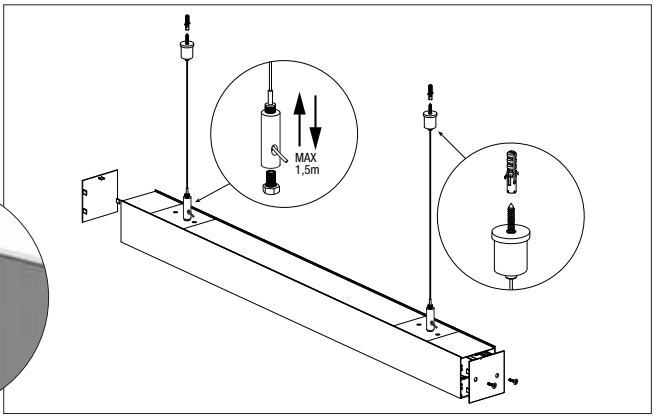

Staffa di giunzione e mascherina per fila continua in sospensione - *Junction bracket and continuous line screen for suspension*

Colour	pcs	Kg	Code
B	1	0,01	100/SL/SKY

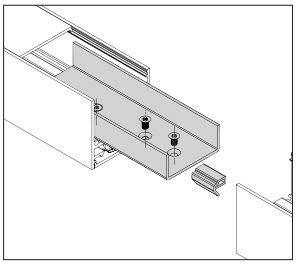

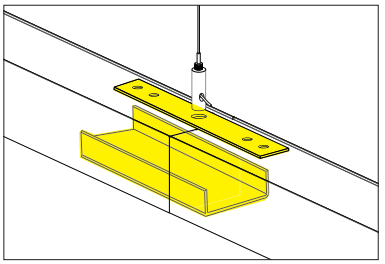



220 240V | 50/60 Hz | IK07 | IP40 | CRI 90 | +40 C° -20 | 850° | CE | DRIVER INCLUDED MULTIPOWER | RG0

RETAIL | MARKET | SCHOOL 1+1=2 ABC | HOTEL | HOSPITAL | OFFICE | GYM | TOILET | EMER

Per lampade cablate in emergenza (aggiungere **/EM** dopo il codice) sovrapprezzo del 30%.
For wired emergency lights (add /EM after the code) 30% extra charge.



LED Sky box W.

Applique di spessore ridotto per, uffici, reception, supermarket, palestre.
Installazione: a parete.
Corpo: alluminio estruso anodizzato al naturale verniciato (goffrato) a polveri epossidiche bianco RAL 9010 e nero RAL 9005.
Diffusore: in policarbonato Opale UGR<19.
Conforme alla norma: EN60598-1, RG0 nessun rischio fotobiologico ai fini della norma EN62471.
Led: Samsung SMD mantenimento del flusso luminoso minimo al 80% L80B20>50.000h.
Driver multipotenza: Incluso > 50.000 h Fattore di potenza ≥0,95.
Prodotto conforme alle direttive: CAM

Wall lamp with reduced thickness for offices, receptions, supermarkets, gyms.
***Installation:** on wall.*
***Body:** natural anodised extruded aluminium painted (Textured) with white RAL 9010 and black RAL 9005 epoxy powders.*
***Diffuser:** in opal polycarbonate UGR <19.*
***Compliant with standard:** EN60598-1, RG0 no photobiological risk for the purposes mentioned in standard EN62471.*
***Led: Samsung SMD** maintenance of 80% minimum luminous flux: L80B20>50.000h.*
***Multipower driver:** Included > 50,000 h Power factor ≥0.95.*
***Product compliant with directives:** CAM*

Sky box W



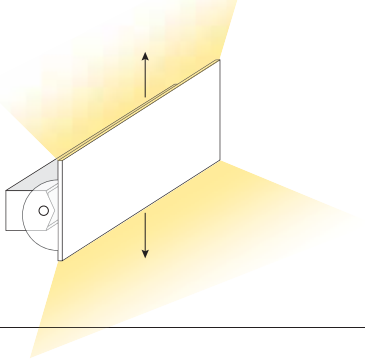

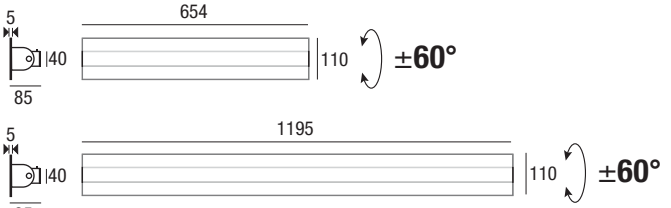

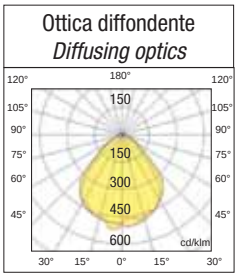

	colour	W max	Vac	lm output	lm/W	K	L [mm]	Kg	CELL
	B	20	220-240	1950-2600	130	3000	**600**	1.00	60W3K
	B	20	220-240	1950-2600	130	4000	**600**	1.00	60W4K
DALI 2	B	20	220-240	1950-2600	130	3000	**600**	1.00	60W3KDA
DALI 2	B	20	220-240	1950-2600	130	4000	**600**	1.00	60W4KDA
	B	20	220-240	2600-3900	130	3000	**1141**	2.00	114W3K
	B	20	220-240	2600-3900	130	4000	**1141**	2.00	114W4K
DALI 2	B	20	220-240	2600-3900	130	3000	**1141**	2.00	114W3KDA
DALI 2	B	20	220-240	2600-3900	130	4000	**1141**	2.00	114W4KDA
	N	A richiesta per quantità versione nera / *On request for quantity black version.*							



Infinity S-C

Apparecchio singolo e fila continua
Single devices and continuous line

NEW

A RICHIESTA
ON DEMAND

0-10V | DALI 2 | WIRELESS | EMER



LED Infinity S-C dark light.

Sistema luminoso modulare per file continue a sospensione o plafone, ideale uffici, reception, supermarket, palestre. Elementi di giunzione di semplice utilizzo per linee continue, la lampada è già predisposta di serie con cablaggio per fila continua.
Collegamento rapido con morsetto fast.
A richiesta modello Biemissione.
Installazione: a sospensione S e a plafone C con accessori (non inclusi).
Corpo: alluminio estruso anodizzato al naturale verniciato (goffrato) a polveri epossidiche bianco RAL 9010 e nero RAL 9005.
Ottica comfort dark: simmetrica 65° in policarbonato metallizzato anti-abbagliamento per un miglior confort visivo.
Conforme alla norma: EN60598-1, RG0 nessun rischio fotobiologico ai fini della norma EN62471.
Led: Lumileds SMD CRI90 mantenimento del flusso luminoso minimo L80B20>50.000h.
Driver multipotenza: Incluso > 50.000 h Fattore di potenza ≥0,95.
A richiesta: per quantità si esegue il settaggio dedicato della corrente del Driver e di conseguenza la potenza di W e Lm.
Prodotto conforme alle direttive: CAM

LED Infinity S-C dark light.

Modular lighting system for continuous lines suspended or ceiling, ideal for offices, receptions, supermarkets, gyms. Easy-to-use connection elements for continuous lines, the lamp is already set up as standard with wiring for continuous lines.
Quick connection with fast terminal.
On request Bi-emission model.
Installation: *suspension S or or ceiling C with accessory (included).*
Body: *natural anodised extruded aluminium painted (Textured) with white RAL 9010 and black RAL 9005 epoxy powders.*
Comfort dark optics: *symmetrical 65° in anti-glare metallized polycarbonate for improved visual comfort.*
Compliant with standard: *EN60598-1, RG0 no photobiological risk for the purposes mentioned in standard EN62471.*
Led: *Lumileds SMD CRI90 minimum luminous flux maintenance L80B20>50.000h.*
Multipower driver: *Included > 50,000 h Power factor ≥0.95.*
On request: *for quantity, the dedicated setting of the Driver current and consequently the power of W and Lm is carried out.*
Product compliant with directives: CAM

220 240V | 50/60 Hz | IK07 | IP40 | CRI 90 | +40 C° -20 | 850° | CE | DRIVER INCLUDED MULTIPOWER | RG0

RETAIL | MARKET | SCHOOL 1+1=2 ABC | HOTEL | HOSPITAL | OFFICE | GYM | TOILET | EMER

Per lampade cablate in emergenza (aggiungere **/EM** dopo il codice) sovrapprezzo del 40%.
Emergenza non possibile per versioni in linea continua.
For wired emergency lights (add /EM after the code) 40% extra charge.
Emergency not possible for versions in continuous line.

Infinity S-C



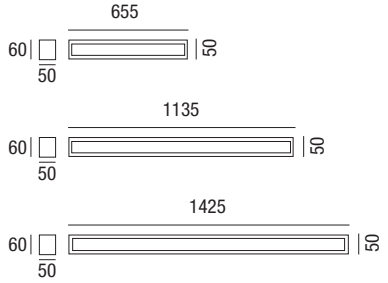

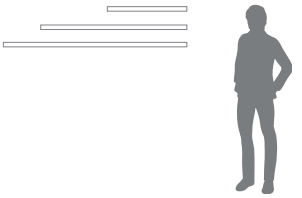

Bianco e nero standard, **a richiesta** consegna 90gg:
*Standard black and white, 90-day delivery **on request**:*

Bronzo liscio
Smoot bronze

Oro liscio
Smoot golden

Argento liscio
Smoot silver



	colour	W max	Vac	lm output	lm/W	K	L [mm]	Kg	CELL
	B	16	220-240	2080	130	3000	**655**	2.00	653K
	B	16	220-240	2080	130	4000	**655**	2.00	654K
DALI 2PUSH	B	16	220-240	2080	130	3000	**655**	2.00	653KDA
DALI 2PUSH	B	16	220-240	2080	130	4000	**655**	2.00	654KDA
	N	16	220-240	2080	130	3000	**655**	2.00	65B3K
	N	16	220-240	2080	130	4000	**655**	2.00	65B4K
DALI 2PUSH	N	16	220-240	2080	130	3000	**655**	2.00	65B3KDA
DALI 2PUSH	N	16	220-240	2080	130	4000	**655**	2.00	65B4KDA
	B	30	220-240	3900	130	3000	**1135**	2.00	1133K
	B	30	220-240	3900	130	4000	**1135**	2.00	1134K
DALI 2PUSH	B	30	220-240	3900	130	3000	**1135**	2.00	1133KDA
DALI 2PUSH	B	30	220-240	3900	130	4000	**1135**	2.00	1134KDA
	N	30	220-240	3900	130	3000	**1135**	2.00	113B3K
	N	30	220-240	3900	130	4000	**1135**	2.00	113B4K
DALI 2PUSH	N	30	220-240	3900	130	3000	**1135**	2.00	113B3KDA
DALI 2PUSH	N	30	220-240	3900	130	4000	**1135**	2.00	113B4KDA
	B	40	220-240	5200	130	3000	**1425**	4.00	1423K
	B	40	220-240	5200	130	4000	**1425**	4.00	1424K
DALI 2PUSH	B	40	220-240	5200	130	3000	**1425**	4.00	1423KDA
DALI 2PUSH	B	40	220-240	5200	130	4000	**1425**	4.00	1424KDA
	N	40	220-240	5200	130	3000	**1425**	4.00	142B3K
	N	40	220-240	5200	130	4000	**1425**	4.00	142B4K
DALI 2PUSH	N	40	220-240	5200	130	3000	**1425**	4.00	142B3KDA
DALI 2PUSH	N	40	220-240	5200	130	4000	**1425**	4.00	142B4KDA

Ottica diffondente 65°
65° Diffusing optics

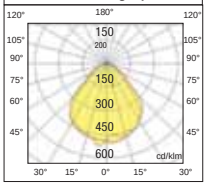

Biemissione a richiesta
Dual emission on request

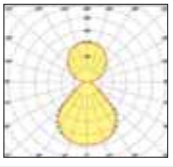

Sistema biemissione a richiesta - *Dual emission system on demand*

Biemissione
Dual emission

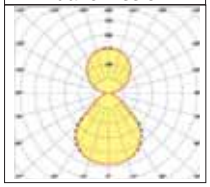



Biemissione con **unica accensione**, sovrapprezzo del 30% (aggiungere **/DM** dopo il codice).
Biemissione con **doppia accensione**, sovrapprezzo del 40% (aggiungere **/2DM** dopo il codice).

*Bi-emission with **single ignition**, 30% surcharge (add **/DM** after the code).*
*Bi-emission with **double ignition**, 40% surcharge (add **/2DM** after the code).*

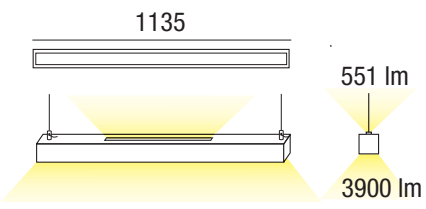

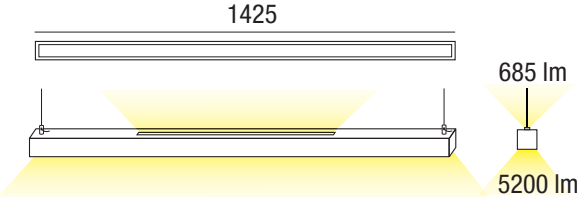



Infinity s-c accessori - *accessories*
a richiesta a sospensione e plafone singole o linea continua
Suspension or ceiling accessoires single or continuous lines on demand

Kit per montaggio a plafone - *Ceiling mounting kit*

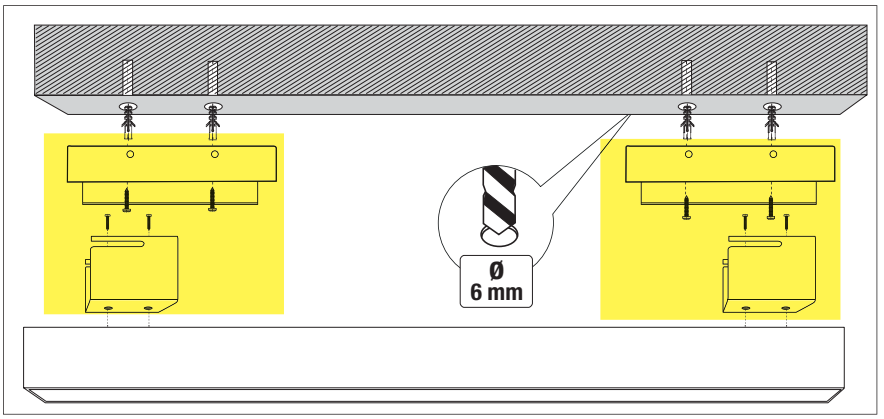

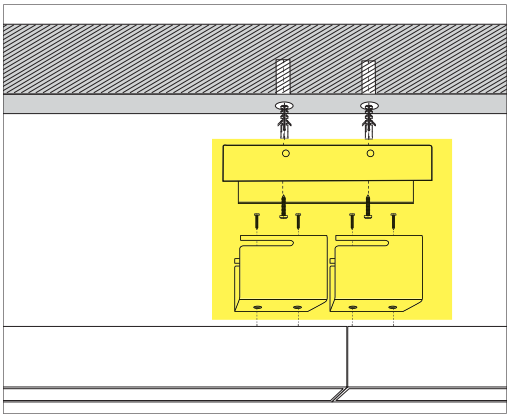

104R2XINF 2 staffe per montaggio a plafone (Infinity 655mm. - Infinity 1135mm.).
2 ceiling mounting brackets (Infinity 655mm. - Infinity 1135mm.).

104R3XINF 3 staffe per montaggio a plafone (Infinity 1425mm.).
3 ceiling mounting brackets (Infinity 1425mm.).

Esempio applicativo per montaggio staffe per file continue a plafone.
Application example for ceiling-mounted continuous lines.

Kit di alimentazione - *Power supply kit*

Colour	Cavo		pcs	Kg	Code
B	3x1,5		1	0,01	102/3/C
B	5x1,5	DALI 2	1	0,01	102/5/C
N	3x1,5		1	0,01	102B/3/C
N	5x1,5	DALI 2	1	0,01	102B/5/C



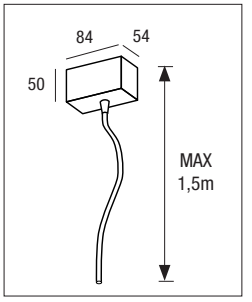

Cavo per sospensione - *Suspension cable*

Colour	pcs	Kg	PCS	Code
B	001	0,250	1 cavi/*cables*	103/S



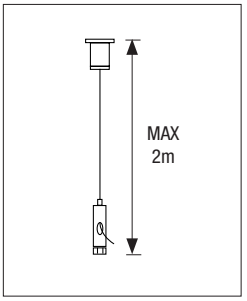



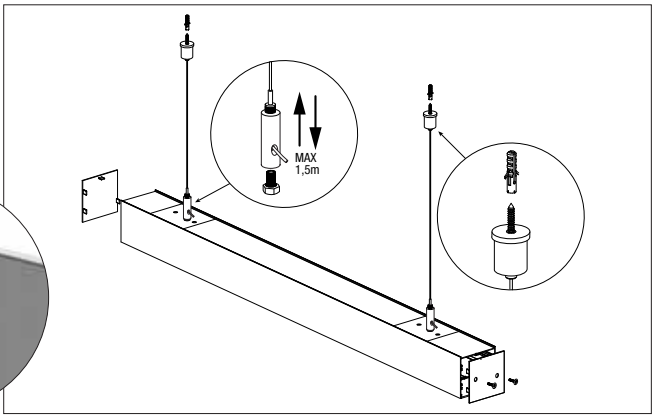





Infinity S-C accessori - *accessories*

a richiesta Kit montaggio a sospensione per binario trifase

Three-phase track suspension mounting kit

Colour		Cavo	Kg	Infinity L. mm.	Code
B		3x1,5	0,200	**655**	INFSUSTH65/W
N		3x1,5	0,200	**655**	INFSUSTH65/B
B	DALI 2	5x1,5	0,200	**655**	INFSUSTH65/WD
N	DALI 2	5x1,5	0,200	**655**	INFSUSTH65/BD
B		3x1,5	0,200	**1135**	INFSUSTH11/W
N		3x1,5	0,200	**1135**	INFSUSTH11/B
B	DALI 2	5x1,5	0,200	**1135**	INFSUSTH11/WD
N	DALI 2	5x1,5	0,200	**1135**	INFSUSTH11/BD

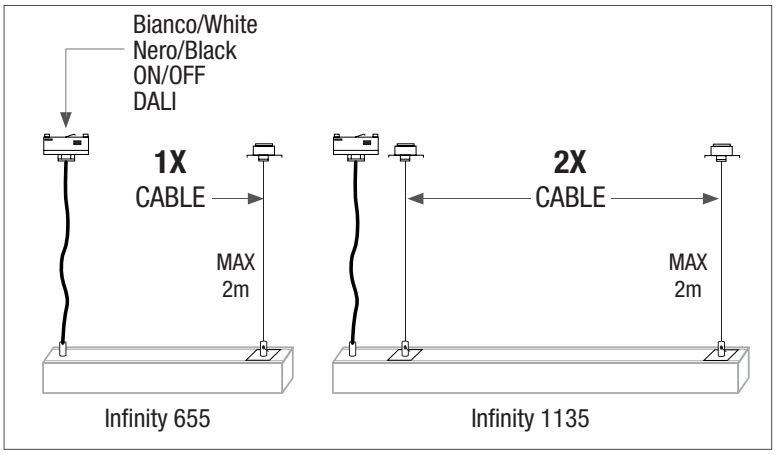





B



N

Accessori per sospendere Infinity S-C su binario trifase, disponibile in 2 colorazioni bianco e nero, composto da:
- Adattatore meccanico con cavo elettrico 2 metri.
- Nippel per sospensione con cavo acciaio 2 metri regolabile in altezza.
- Piastre di aggancio alla lampada.

Accessories for hanging Infinity S-C on a three-phase track, available in 2 colors black and white, consisting of:
- Electro-Mechanical adapter with 2 meter electric cable.
- Nippel for suspension with 2 meter steel cable adjustable in height.
- Plates for attaching to the lamp.

Composizioni speciali a richiesta

Custom compositions on request






A vibrant startup office
brainstorming, innovative and
culture of creativity a co

100.000 h.



Led SMD 8W
700mA



Led SMD 10W
500mA



Led COB 13W
350mA







Ø 75 — Ferma



Ø 72 — Beautylight



Ø 78 — Cielo QR



Ø 78 — Cielo RR



Ø 75 — Gloria RR



Ø 75 — Gloria RR trimless



82 — Gloria QR



82 — Gloria QR trimless

Temperatura di colore disponibile
Color temperature available

2700K 3000K 4000K

Apertura fascio luminoso LED disponibile
LED light beam opening available

25° 

40° 





Ø 55 Ø 65 Ø 75 Ø 95

Aria



65 65 85 85 135 135 125 125 85 85

Gessi



Ø 38

Imperceptible



Ø 52

Aqua

Recessed

LED Aria Ultra-Thin

A RICHIESTA
ON DEMAND

WIRELESS | 0-10V | DALI 2 | EMER



LED ARIA, incassi a LED con **design ultra sottile** e ottica arretrata fissa ideale per gli ambienti commerciali, residenziali, nautica, e in qualsiasi ambiente dove è necessaria un'illuminazione spot e d'accento senza abbagliamento.
Installazione: incasso a soffitto.
Corpo: alluminio pressofuso. Verniciatura, bianco RAL9003 di tipo poliestere eseguita a polvere.
Conforme alla norma: EN60598-1, RG0 nessun rischio fotobiologico ai fini della norma EN62471.
LED COB: mantenimento del flusso luminoso minimo al 80%: L80B20>50.000h.
UGR: <20
Driver: non incluso da ordinare a parte.

LED ARIA, LED recessed luminaires with ultra-thin design and fixed recessed optics, ideal for commercial, residential, nautical environments and in any environment where glare-free spot and accent lighting is required..
***Installation:** ceiling recessed.*
***Body:** die-cast aluminium. White RAL9003 polyester powder coating.*
***According to standard:** EN60598-1, RG0 exempt from photo-biological risks in compliance with standard EN62471.*
***LED COB:** maintenance of minimum luminous flux to 80%: L80B20>50.000h.*
***UGR:** <20*
***Driver** : not included, order separately.*

220-240V 50/60Hz **IP20** IK04

LED Aria Ultra-Thin

+40 C° -20 | DRIVER NOT INCLUDED | CRI 90 | RG0 | FIX ±0°

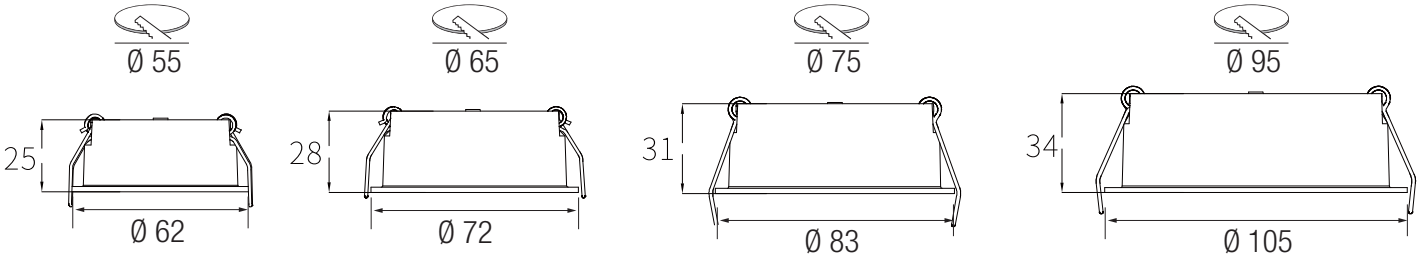



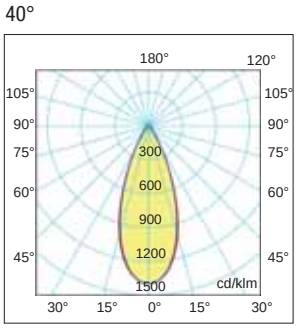

colour	W max	Lm Output	△	mA max	K	pcs	Kg	S+L
B	5	575	40°	150	3000	048	0,2	ARIA553K5W40
B	10	1100	40°	250	3000	048	0,25	ARIA653K10W40
B	12	1320	40°	300	3000	040	0,3	ARIA753K12W40
B	15	1650	40°	350	3000	036	0,35	ARIA953K15W40

2700 K A richiesta / *on demand*

Cod. RN7136DA
Cod. RN7136*



Cod. 7136TB*



Cod. 7136TB
Coprimorsetti NON INCLUSI (da ordinare a parte RN7136)
Terminal cover NOT INCLUDED (ordinarily a part RN7136)
Coprimorsetti **INCLUSI** (RN7136DA)
*Terminal cover **INCLUDED** (RN7136DA)*

LED Ferma

A RICHIESTA
ON DEMAND | WIRELESS | 0-10V | DALI 2 | EMER



LED Ferma, incassi a LED con ottica arretrata fissa ideale per gli ambienti commerciali, residenziali e in qualsiasi ambiente dove è necessaria un'illuminazione spot e d'accento senza abbagliamento.
Apparecchi semplici ma efficaci a base tonda o quadra con cornice, ideali per sostituire apparecchi con sorgenti dicroiche da 50W.
Installazione: incasso a soffitto
Corpo: alluminio pressofuso. Verniciatura, bianco RAL9003 di tipo poliestere eseguita a polvere.
Conforme alla norma: EN60598-1, RG0 nessun rischio fotobiologico ai fini della norma EN62471.
LED: mantenimento del flusso luminoso minimo al 80%: L80B20>50.000h.
Driver: incluso nel Kit.

LED Ferma, LED Firma, LED series downlighter with fixed optic in rear position, ideal for residential and retail environments, and for any other space that requires accent spot lighting without glare. It is a simple, yet effective fixture with round or square body and frame, ideal to replace luminaires with 50W dichroic lamps.
***Installation:** ceiling recessed.*
***Body:** die-cast aluminium. White RAL9003 polyester powder coating.*
***According to standard:** EN60598-1, RG0 exempt from photo-biological risks in compliance with standard EN62471.*
***LED:** maintenance of minimum luminous flux to 80%: L80B20>50.000h.*
***Driver :** included in Kit.*

220-240V 50/60Hz | IP20 IK04 | IP44 IK04

LED Ferma

B



Led SMD 8W

B



Led SMD 10W

B



Led COB 13W

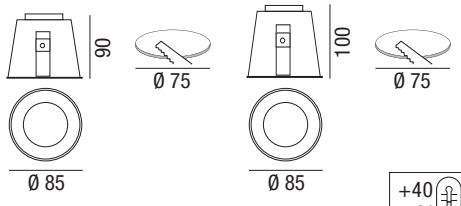

8W - 10W | 13W

+40 C° -20 | DRIVER INCLUDED MULTIPOWER | CRI 90 | FIX ±0° | RG0

colour		W max	Lm Output		mA max	K	pcs	Kg	CELL
	B	8	800	40°	700	3000	001	0,314	30779/WNAP
DALI 2	B	8	800	40°	700	3000	001	0,314	30779/WNAPDA
	B	8	800	40°	700	4000	001	0,314	30779/WNAP4K
DALI 2	B	8	800	40°	700	4000	001	0,314	30779/WNAP4KD
	B	10	1050	40°	500	4000	001	0,314	30777/W/4K
	B	10	1050	40°	500	3000	001	0,314	30779/W
DALI 2	B	10	1050	40°	500	3000	001	0,314	30779/W/DALI
	B	13	1400	25°	350	3000	001	0,314	30777/W/V10
	B	13	1400	40°	350	3000	001	0,314	30779/W/V10
DALI 2	B	13	1400	40°	350	3000	001	0,314	30779/W/V10DA
	B	13	1400	40°	350	4000	001	0,314	30779WV104K
DALI 2	B	13	1400	40°	350	4000	001	0,314	30779WV104KDA

2700 K A richiesta / *on demand*



Dati fotometrici - *Photometric data*

25°

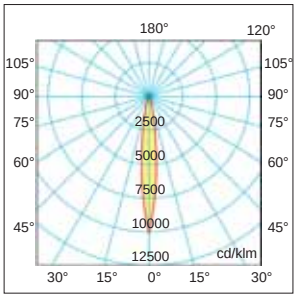

40°

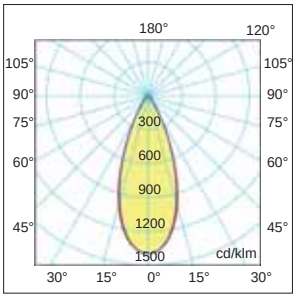


15
living

LED Cielo QR - RR -3RR



Incassi a LED con frontali antiabbagliamento in varie finiture sostituibili a piacere, vista la facile installazione.
Ideale per un'illuminazione piacevole ed omogenea in strutture pubbliche, uffici, Hotel e reparti wellness, oppure negozi e centri commerciali, se montato in soffitti chiusi, il downlight raggiunge la protezione IP44 e quindi può essere montato in zone più critiche.
Installazione: incasso a soffitto.
Corpo: alluminio pressofuso. Verniciatura di tipo poliestere eseguita a polvere bianco RAL9010.
Ottica: arretrata direzionabile ±15°. Standard 40° a richiesta 25°.
Conforme alla norma: EN60598-1, RG0 nessun rischio fotobiologico ai fini della norma EN62471.
LED: mantenimento del flusso luminoso minimo al 80%: L80B20>50.000h.
Driver: incluso nel Kit.

LED recessed luminaires with anti-glare fronts in various finishes that can be replaced at will, given the easy installation.
Ideal for pleasant and homogeneous lighting in public buildings, offices, hotels and wellness departments, or shops and shopping centres, if mounted in closed ceilings, the downlight achieves IP44 protection and therefore can be mounted in more critical areas.
Installation: *ceiling recessed*
Body: *die-cast aluminium. Polyester powder coating White RAL 9010.*
Optics: *set back, adjustable ±15°. Standard 40° on request 25°.*
According to standard: *EN60598-1, RG0 exempt from photo-biological risks in compliance with standard EN62471.*
LED: *maintenance of minimum luminous flux to 80%: L80B20>50.000h.*
Driver : *included in Kit.*

LED Cielo QR - RR -3RR



Sorgente luminosa e frontali antiabbagliamento a scelta - *Choice of light source and anti-glare fronts*

8W - 10W - 13W
2700K-3000K-4000K
LED SMD - LED COB



7W 3CCT -700Lm/W
3000-4000-6000K
GU10 230V.



Cod. 555304.3CCT

8W - 10W - 13W
2700K-3000K-4000K
LED SMD - LED COB



7W 3CCT -700Lm/W
3000-4000-6000K
GU10 230V.



Cod. 555304.3CCT







Riflettore da ordinare a parte
Reflector to be ordered separately

Accessori non inclusi - *Accessories not included*

Frontali antiabbagliamento disponibile in vari colori e finiture.
Anti-glare panels available in various colours and finishes.



cod. 48000
orientabile/*orientable*
Bianco opaco
Matt White



cod. 48001
orientabile/*orientable*
Nero opaco
Matt black



cod. 48002
orientabile/*orientable*
Argento sabbiato
Sandy Silver



cod. 48003
orientabile/*orientable*
Cromo nero UV lucido
UV Black chrome



cod. 48004
orientabile/*orientable*
Cromo lucido UV
UV polished chrome



cod. 48005
orientabile/*orientable*
Oro lucido UV
UV polished Gold



cod. 48006
orientabile/*orientable*
Rame lucido UV
UV polished Copper

Recessed

220 240V | 50/60 Hz | IK07 | IP44 | CRI 90 | +40 C° -20 | 850° | DRIVER INCLUDED MULTIPOWER | RG0 | FLICKER FREE

RETAIL | MARKET | SCHOOL 1+1=2 ABC | HOTEL | HOSPITAL | OFFICE | GYM

LED Cielo QR



Directable ±15°

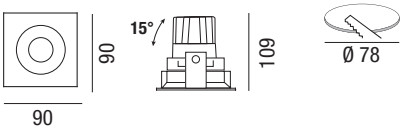

		W max		Lm Output			K		pcs	Kg	S+L
	B	7	Led GU10	700	36°	3000	4000	6000	001	0,314	48009GU103CCT *

* Q.tà minima 20 pcs - *Minimum quantity 20 pcs*

		W max	Lm Output		mA max	K	pcs	Kg	CELL
	B	8	880	40° (25)	700	3000	001	0,314	48009NAPO
	B	8	880	40° (25)	700	4000	001	0,314	48010NAPO
DALI 2 PUSH	B	8	880	40° (25)	700	3000	001	0,314	48009DALNAPO
DALI 2 PUSH	B	8	880	40° (25)	700	4000	001	0,314	48010DALNAPO
	B	10	1100	40°	500	3000	001	0,314	48009/3K
	B	10	1100	40°	500	4000	001	0,314	48010/4K
DALI 2 PUSH	B	10	1100	40°	500	3000	001	0,314	48009DALI
DALI 2 PUSH	B	10	1100	40°	500	4000	001	0,314	48010DALI
	B	13	1430	40° (25)	350	3000	001	0,314	48011/3K
	B	13	1430	40° (25)	350	4000	001	0,314	48012/4K
DALI 2 PUSH	B	13	1430	40° (25)	350	3000	001	0,314	48011DALI
DALI 2 PUSH	B	13	1430	40° (25)	350	4000	001	0,314	48012DALI

2700 K A richiesta / *on demand*

LED Cielo RR



Directable ±15°

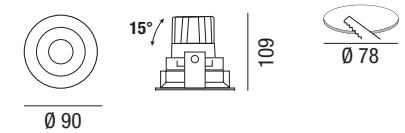

		W max		Lm Output			K		pcs	Kg	S+L
	B	7	Led GU10	700	36°	3000	4000	6000	001	0,314	49009GU103CCT *

* Q.tà minima 20 pcs - *Minimum quantity 20 pcs*

		W max	Lm Output		mA max	K	pcs	Kg	CELL
	B	8	880	40° (25)	700	3000	001	0,314	49009NAPO
	B	8	880	40° (25)	700	4000	001	0,314	49010NAPO
DALI 2 PUSH	B	8	880	40° (25)	700	3000	001	0,314	49009DALNAPO
DALI 2 PUSH	B	8	880	40° (25)	700	4000	001	0,314	49010DALNAPO
	B	10	1100	40°	500	3000	001	0,314	49009/3K
	B	10	1100	40°	500	4000	001	0,314	49010/4K
DALI 2 PUSH	B	10	1100	40°	500	3000	001	0,314	49009DALI
DALI 2 PUSH	B	10	1100	40°	500	4000	001	0,314	49010DALI
	B	13	1430	40° (25)	350	3000	001	0,314	49011/3K
	B	13	1430	40° (25)	350	4000	001	0,314	49011/4K
DALI 2 PUSH	B	13	1430	40° (25)	350	3000	001	0,314	49011DALI
DALI 2 PUSH	B	13	1430	40° (25)	350	4000	001	0,314	49012DALI

2700 K A richiesta / *on demand*

LED Cielo 3RR



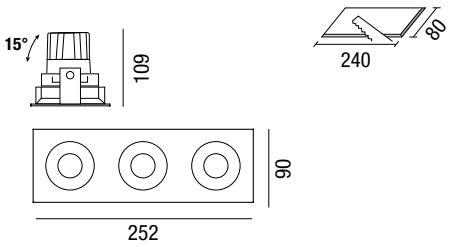

Directable ±15°

		W max		Lm Output		K			pcs	Kg	S+L
	B	3x7	Led GU10	700	36°	3000	4000	6000	001	0,314	38009GU103CCT *

* Q.tà minima 20 pcs - *Minimum quantity 20 pcs*

		W max	Lm Output		mA max	K	pcs	Kg	CELL
	B	3x8	3x880	40° (25)	700	3000	001	0,900	38009NAPO
	B	3x8	3x880	40° (25)	700	4000	001	0,900	38010NAPO
DALI 2PUSH	B	3x8	3x880	40° (25)	700	3000	001	0,900	38009DALNAPO
DALI 2PUSH	B	3x8	3x880	40° (25)	700	4000	001	0,900	38010DALNAPO
	B	3x10	3x1100	40°	500	3000	001	0,900	38009/3K
	B	3x10	3x1100	40°	500	4000	001	0,900	38010/4K
DALI 2PUSH	B	3x10	3x1100	40°	500	3000	001	0,900	38009DALI
DALI 2PUSH	B	3x10	3x1100	40°	500	4000	001	0,900	38010DALI
	B	3x13	3x1430	40° (25)	350	3000	001	0,900	38011/3K
	B	3x13	3x1430	40° (25)	350	4000	001	0,900	38012/4K
DALI 2PUSH	B	3x13	3x1430	40° (25)	350	3000	001	0,900	38011DALI
DALI 2PUSH	B	3x13	3x1430	40° (25)	350	4000	001	0,900	38012DALI
						2700 K	A richiesta / *on demand*		

Tabella di scelta potenza driver LED (incluso) - *LED Power supply table choice (included)*

CE RoHS compliance F M M equiv. SELV EMC 300MHz IP20 PFC 17



Fornito di dip switch per la selezione della tensione in uscita. Il driver incluso nella confezione è normalmente settato alla massima corrente. Se necessario è possibile diminuire la potenza e di conseguenza i lumen output.

Equipped with dip switch for selecting the voltage output The driver included inside the package is usually set to max power. If necessary it is possible to decrease the power and consequently the lumen output.

Esempio applicativo Cielo 13W - Cielo 13W application example

Taratura - *Dip-switch*	Potenza - *Power*
mA	Watt
200	7
250	9
300	11
350	13
	Taratura standard di fabbrica *Driver Standard factory setting*

Dati fotometrici - *Photometric data*

25°

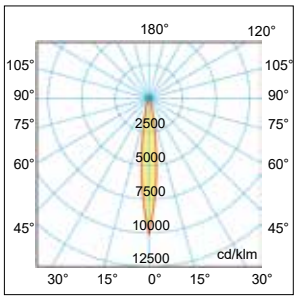

40°

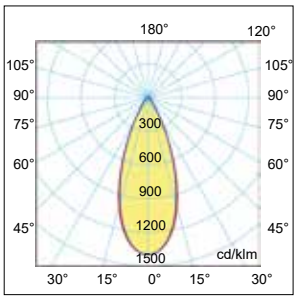



Cod. 65151LED80CP3
Kit emergenza 3W - 3h/12% 180÷250 Vac
180÷250 Vac - 3h/12% - 3W emergency kit

Cod. RP0714CP3 - AUTOTEST
Kit emergenza 3W - 3h/12% 180÷250 Vac
180÷250 Vac - 3h/12% - 3W emergency kit

LED Beautylight

IP65

A RICHIESTA
ON DEMAND

0-10V

DALI 2

EMER



Faretto LED ad incasso in alluminio pressofuso con diverse finiture con schermo in vetro satinato, grado IP65. Idoneo per applicazioni in zone umide, ottimo il suo utilizzo in centri benessere, laddove si necessiti di un grado IP elevato.
Installazione: incasso a soffitto.
Corpo: alluminio pressofuso.
Orientabilitá: fisso.
Verniciatura: di tipo poliestere, eseguita a polvere bianco RAL 9010.
Cablaggio: rapido, come da foto.
Conforme alla norma: EN60598-1, RG0 nessun rischio fotobiologico ai fini della norma EN62471.
Led: mantenimento del flusso luminoso minimo al 80%: L80B20>50.000h.
Driver: incluso nel Kit.

Recessed LED spotlight in die cast aluminium with different finishes with satin-finish glass screen, protection rating IP65. Suitable for applications in humid areas, ideal for use in well-being facilities, requiring a high IP rating.
Installation: *ceiling recessed*
Body: *die cast aluminium*
Adjustable: *vertical 45°*
Coating: *coated with powered polyester white RAL 9010.*
Wiring: *fast, like a photo.*
According to standard: *EN60598-1, RG0 exempt from photo-biological risks in compliance with standard EN62471.*
Led: *maintenance of minimum luminous flux to 80%: L80B20>50.000h.*
Driver : *included in Kit.*

220-240V 50/60Hz IK03 IP65

Kit LED Beautylight - FIX



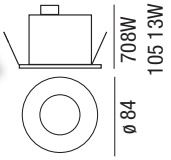



WET TOILET RETAIL MARKET SCHOOL 1+1=2 ABC HOTEL HOSPITAL OFFICE GYM

CRI 90

DRIVER INCLUDED
MULTIPOWER

RG0

	colour	W max		mA	Lm	K	pcs	Kg	CELL
	B	8	40°	700	880	3000	010	0.60	30611NAPO
	B	13	40°	350	1430	3000	010	0.60	30611/VL
DALI 2 PUSH	B	8	40°	700	880	3000	010	0.60	30611NAPODA
DALI 2 PUSH	B	13	40°	350	1430	3000	010	0.60	30611/VLDA
	B	13	40°	700	1430	4000	010	0.60	30611/VL-4K

2700 K A richiesta / *on demand*







LED Gloria RR

A RICHIESTA
ON DEMAND

0-10V | DALI 2 | WIRELESS | EMER





Accessori non inclusi - *Accessories not included*

Frontali antiabbagliamento disponibile in vari colori e finiture.
Anti-glare panels available in various colours and finishes.



cod. 45000
fisso/*fix*
Bianco satinato
Frosted White



cod. 45001
fisso/*fix*
Nero satinato
Frosted Black



cod. 46001
orientabile/*orientable*
Bianco satinato
Frosted White



cod. 46002
orientabile/*orientable*
Nero satinato
Frosted Black



cod. 46003
orientabile/*orientable*
Argento a specchio
Mirror-finish silver



cod. 46004
orientabile/*orientable*
Oro satinato
Frosted Gold



cod. 46005
A filo muro
Trimless

Montaggio a filo senza cornice da abbinare ai frontali antiabbagliamento.
Trimless flush mounting to be combined with Anti-glare panels

+

cod. 45000
cod. 45001
cod. 46001
cod. 46002
cod. 46003
cod. 46004
cod. 46006
cod. 46011



cod. 46006
Semi assimmetrico
solo LED COB 13W
Semi asymmetric
LED COB 13W only



cod. 46011
Semi concentrante
solo LED COB 13W
Semi-concentrating
LED COB 13W only

Cod.46006

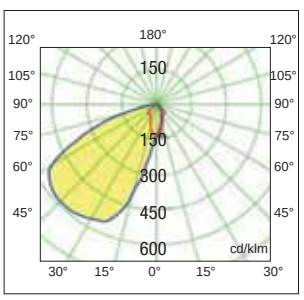

Cod.46011

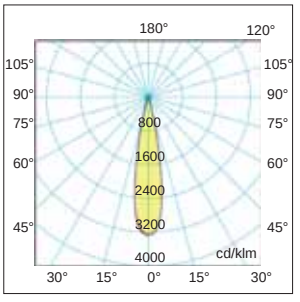

220 240V | 50/60 Hz | IK07 | IP44 | CRI 90 | +40 C° -20 | 850° | DRIVER INCLUDED MULTIPOWER | RG0 | FLICKER FREE

RETAIL | MARKET | SCHOOL 1+1=2 ABC | HOTEL | HOSPITAL | OFFICE | GYM

LED Gloria, downlight con frontale antiabbagliamento per installazioni ad incasso, con ottica arretrata orientabile ±30° asse verticale e 355° sull'asse frontale, ideale per gli ambienti commerciali, residenziali e in qualsiasi ambiente dove è necessaria un'illuminazione spot e d'accento senza abbagliamento. Frontale antiabbagliamento disponibile in differenti colori. Corpo del prodotto realizzato in pressofusione di alluminio verniciato con tecnica powder coating e polveri con elevato grado di purezza. L'ottica speciale permette la creazione della distribuzione rettangolare della luce. La gamma si compone di prodotti con sistema di fissaggio tramite molle piatte, oppure in versione trimless per rasatura in cartongesso.
Installazione: incasso a soffitto.
Corpo: alluminio pressofuso. Verniciato bianco (RAL 9003) con tecnica powder coating e polveri con elevato grado di purezza.
Riflettore (non incluso): in PC placcato in alluminio antiabbagliamento, disponibile in differenti colori.
Conforme alla norma: EN60598-1, RG0 nessun rischio fotobiologico ai fini della norma EN62471.
LED COB: mantenimento del flusso luminoso minimo al 80%: L80B20>50.000h.
Driver: incluso.
Prodotto conforme alle direttive:

Gloria LED, downlight with anti-glare panel for flush mounting installations, with recessed adjustable optics ±30° vertical axis and 255° on the front axis, ideal for commercial and residential rooms and in any room where spot and accent lighting without glare is required. Anti-glare panel available in various colours.
Product body made of die-cast aluminium painted via powder coating technique and powders with a high degree of purity.
The special optics create a rectangular light distribution.
The range consists of products with a fixing system using flat springs, or in the trimless version for plasterboard finishing.
***Installation:** ceiling flush mounting.*
***Body:** die-cast aluminium. White painted (RAL 9003) with powder coating technique and powders with a high degree of purity.*
***Reflector (not included):** in anti-glare aluminium plated PC, available in various colours.*
***Compliant with standard:** EN60598-1, RG0 no photobiological risk for the purposes mentioned in standard EN62471.*
***COB LED:** maintenance of 80% minimum luminous flux: L80B20>50.000h.*
***Driver:** included.*
Product compliant with directives:

LED Gloria RR



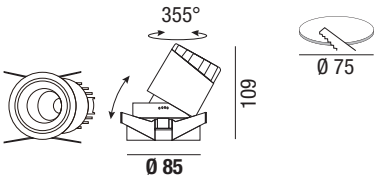

LED Gloria Trimless

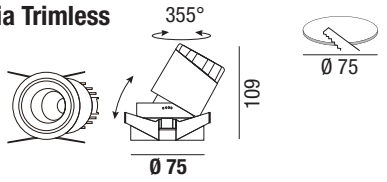

		W max	Lm Output	△	mA max	K	pcs	Kg	CELL
	B	8	800	40°	700	3000	001	0,314	46009NAPO
	B	8	800	40°	700	4000	001	0,314	46010NAPO
DALI 2 PUSH	B	8	800	40°	700	3000	001	0,314	46009DALNAPO
DALI 2 PUSH	B	8	800	40°	700	4000	001	0,314	46010DALNAPO
	B	13	1400	25°	350	3000	001	0,314	46007
	B	13	1400	25°	350	4000	001	0,314	46008
	B	13	1400	40°	350	3000	001	0,314	46009
	B	13	1400	40°	350	4000	001	0,314	46010
DALI 2 PUSH	B	13	1400	40°	350	3000	001	0,314	46009DALI
DALI 2 PUSH	B	13	1400	40°	350	4000	001	0,314	46010DALI

2700 K A richiesta / *on demand*



Riflettore da ordinare a parte
Reflector to be ordered separately

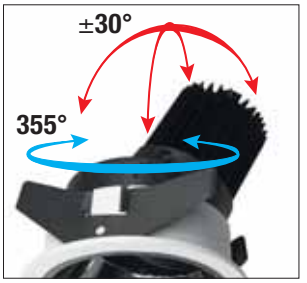

Tabella di scelta potenza driver LED (incluso) - *LED Power supply table choice (included)*

CE | RoHS compliance | F | M | M | equiv. SELV | EMC 300MHz | IP20 | PFC | 17



Fornito di dip switch per la selezione della tensione in uscita. Il driver incluso nella confezione è normalmente settato alla massima corrente. Se necessario è possibile diminuire la potenza e di conseguenza i lumen output.
Equipped with dip switch for selecting the voltage output The driver included inside the package is usually set to max power. If necessary it is possible to decrease the power and consequently the lumen output.

Dati fotometrici - *Photometric data*

25°

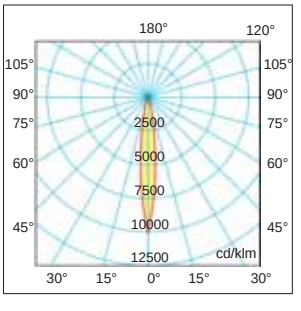

40°

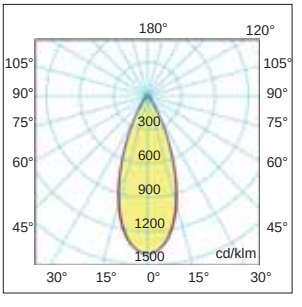

LED Gloria QR

A RICHIESTA
ON DEMAND

0-10V | DALI 2 | WIRELESS | EMER





Accessori non inclusi - *Accessories not included*

Frontali antiabbagliamento disponibile in vari colori e finiture.
Anti-glare panels available in various colours and finishes.



cod. 47015
Bianco satinato
Frosted White



cod. 47014
Nero satinato
Frosted Black



cod. 47013
Argento a specchio
Mirror-finish silver



cod. 47012
Semi concentrante
Semi-concentrating



cod. 47011
A filo muro
Trimless

Montaggio a filo senza cornice da abbinare ai frontali antiabbagliamento.
Trimless flush mounting to be combined with Anti-glare panels

+

cod. 47012
cod. 47013
cod. 47014
cod. 47015

Recessed

220 240V | 50/60 Hz | IK07 | IP44 | CRI 90 | +40 C° -20 | 850° | DRIVER INCLUDED MULTIPOWER | RG0 | FLICKER FREE

RETAIL | MARKET | SCHOOL 1+1=2 ABC | HOTEL | HOSPITAL | OFFICE | GYM

LED Gloria, downlight con frontale antiabbagliamento per installazioni ad incasso, con ottica arretrata orientabile ±30° asse verticale e 355° sull'asse frontale, ideale per gli ambienti commerciali, residenziali e in qualsiasi ambiente dove è necessaria un'illuminazione spot e d'accento senza abbagliamento. Frontale antiabbagliamento disponibile in differenti colori. Corpo del prodotto realizzato in pressofusione di alluminio verniciato con tecnica powder coating e polveri con elevato grado di purezza. L'ottica speciale permette la creazione della distribuzione rettangolare della luce. La gamma si compone di prodotti con sistema di fissaggio tramite molle piatte, oppure in versione trimless per rasatura in cartongesso.
Installazione: incasso a soffitto.
Corpo: alluminio pressofuso. Verniciato bianco (RAL 9003) con tecnica powder coating e polveri con elevato grado di purezza.
Riflettore (non incluso): in PC placcato in alluminio antiabbagliamento, disponibile in differenti colori.
Conforme alla norma: EN60598-1, RG0 nessun rischio fotobiologico ai fini della norma EN62471.
LED COB: mantenimento del flusso luminoso minimo al 80%: L80B20>50.000h.
Driver: incluso.
Prodotto conforme alle direttive:

Gloria LED, downlight with anti-glare panel for flush mounting installations, with recessed adjustable optics ±30° vertical axis and 255° on the front axis, ideal for commercial and residential rooms and in any room where spot and accent lighting without glare is required. Anti-glare panel available in various colours.
Product body made of die-cast aluminium painted via powder coating technique and powders with a high degree of purity.
The special optics create a rectangular light distribution.
The range consists of products with a fixing system using flat springs, or in the trimless version for plasterboard finishing.
***Installation:** ceiling flush mounting.*
***Body:** die-cast aluminium. White painted (RAL 9003) with powder coating technique and powders with a high degree of purity.*
***Reflector (not included):** in anti-glare aluminium plated PC, available in various colours.*
***Compliant with standard:** EN60598-1, RG0 no photobiological risk for the purposes mentioned in standard EN62471.*
***COB LED:** maintenance of 80% minimum luminous flux: L80B20>50.000h.*
***Driver:** included.*
Product compliant with directives:

LED Gloria QR



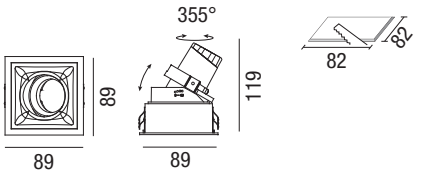

		W max	Lm Output		mA max	K	pcs	Kg	CELL
	B	8	800	40°	700	3000	001	0,314	47009NAPO
	B	8	800	40°	700	4000	001	0,314	47010NAPO
DALI 2 PUSH	B	8	800	40°	700	3000	001	0,314	47009DALNAPO
DALI 2 PUSH	B	8	800	40°	700	4000	001	0,314	47010DALNAPO
	B	13	1400	25°	350	3000	001	0,314	47007
	B	13	1400	25°	350	4000	001	0,314	47008
	B	13	1400	40°	350	3000	001	0,314	47009
	B	13	1400	40°	350	4000	001	0,314	47010
DALI 2 PUSH	B	13	1400	40°	350	3000	001	0,314	47009DALI
DALI 2 PUSH	B	13	1400	40°	350	4000	001	0,314	47010DALI

2700 K A richiesta / *on demand*



Riflettore da ordinare a parte
Reflector to be ordered separately

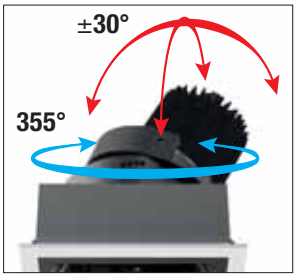

Tabella di scelta potenza driver LED (incluso) - *LED Power supply table choice (included)*

CE | RoHS compliance | F | M | M | equiv. SELV | EMC 300MHz | IP20 | PFC | 17



Fornito di dip switch per la selezione della tensione in uscita. Il driver incluso nella confezione è normalmente settato alla massima corrente. Se necessario è possibile diminuire la potenza e di conseguenza i lumen output.
Equipped with dip switch for selecting the voltage output The driver included inside the package is usually set to max power. If necessary it is possible to decrease the power and consequently the lumen output.

Dati fotometrici - *Photometric data*

25°

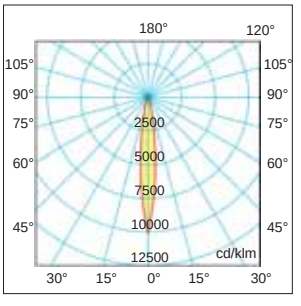

40°

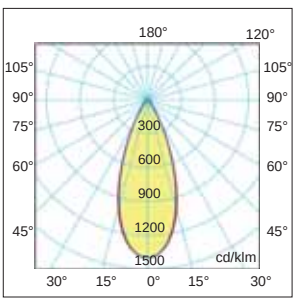

Gesso ceramico

A RICHIESTA
ON DEMAND

WIRELESS | 0-10V | DALI 2 | EMER



Relco consiglia:
Relco recommends:

7W 3CCT -700Lm/W
3000-4000-6000K
GU10 230V.

Cod. 555304.3CCT

Porta faretto in gesso a scomparsa di forma tonda o quadrata. Un elemento minimale, perfetto in ogni tipologia di ambiente da quello privato a quello pubblico. Istallato nel cartongesso risulta a scomparsa totale, semplice, lineare, moderno ed esteticamente essenziale, tanto da adattarsi alla perfezione a tutti i tipi di progetto. Perfetto per conciliare funzione ed estetica, illumina gli ambienti con eleganza, mettendo in risalto i dettagli. Semplice da istallare su parete in cartongesso o laterizio, inserirlo, fare gli opportuni collegamenti e stuccare. Di colore bianco è possibile verniciarlo in tinta con gli interni o in base alle necessità e ai gusti personali.
Installazione: incasso a soffitto o a parete come segnapasso.
Corpo: ingesso ceramico fortificato.
Conforme alla norma: EN60598-1, RG0 nessun rischio fotobiologico ai fini della norma EN62471.
LED: mantenimento del flusso luminoso minimo al 80%: L80B20>50.000h.
Driver: incluso (nei codici HD 9043, HD9029).

Retractable plaster spotlight holder, round or square. A minimal element, perfect in any type of environment, whether private or public. Fitted in plasterboard it totally disappears, being simple, linear, modern and aesthetically essential, so much so that it perfectly fits into any type of design. It wonderfully blends function and aesthetics, lighting up environments with elegance, while highlighting details. Easy to install on plasterboard or brick walls, to insert it, to make the proper connections and to plaster.
White colour, it can be painted like the interiors or based on necessity or personal preferences.
Installation: *ceiling recessed.*
Body: *die-cast aluminium. Polyester powder coating.*
According to standard: *EN60598-1, RG0 exempt from photo-biological risks in compliance with standard EN62471.*
LED: *maintenance of minimum luminous flux to 80%: L80B20>50.000h.*
Driver : *included in Kit (into HD 9043, HD9029).*

Informazioni tecniche di montaggio - Technical assembly information



Avvitare la staffa regolabile per cartongesso spessore da 9~15 mm.

Screw the adjustable bracket for plasterboard, 9-15 mm thick.



Collegare il portalampada alla rete e alloggiare la lampada nella sede.

Connect the lamp holder to the mains and fit the lamp in its housing.



Assicurare la lampada alla staffa tramite due viti.

Secure the lamp to the bracket with the two screws.



Rasare a filo con gesso per pareti.

Smooth with wall plaster.



Collegare la lampadina al portalampada.

Connect the lightbulb to the lamp holder.

Gesso ceramico da incasso a rasare
Recessed ceramic plaster to be smoothed

220-240V 50/60Hz

IK07 IP20

HD 9043



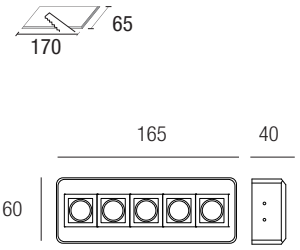



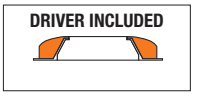





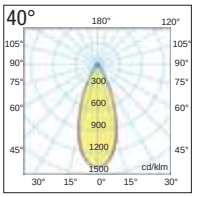





CRI 90

colour	W max		Lm Output		K	pcs	Kg	CELL
B	5	5 Led SMD	500	40	3000	001	0,314	HD9043

HD 9029



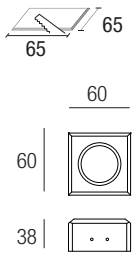

Vetro di protezione temperato
Tempered safety glass



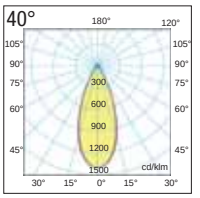





CRI 90

colour	W max		Lm Output		K	pcs	Kg	CELL
B	1,5	5 Led SMD	150	40	3000	001	0,314	HD9029

220-240V 50/60Hz

IK07 IP20

HD 9003



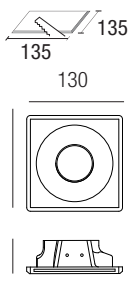

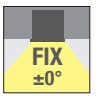





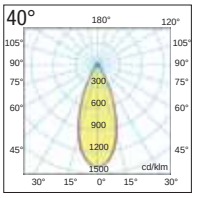



colour	W max		Lm Output		K	pcs	Kg	S
B	60	GU10	-	-	-	001	0,314	HD9003

HD 9028/T



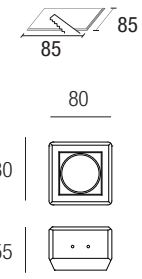

Vetro di protezione temperato
Tempered safety glass









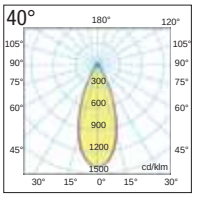



colour	W max		Lm Output		K	pcs	Kg	S
B	60	GU10	-	-	-	001	0,314	HD9028/T

Gesso ceramico da incasso a rasare
Recessed ceramic plaster to be smoothed

220-240V 50/60Hz

IK07 IP20

HD 9028



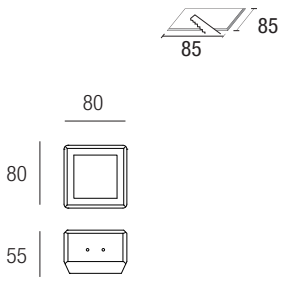

Vetro di protezione temperato
Tempered safety glass

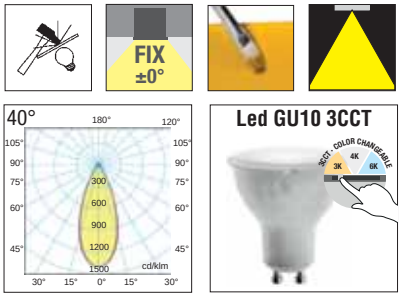

colour	W max		Lm Output		K	pcs	Kg	S
B	60	GU10	-	-	-	001	0,314	HD9028

HD 9001G



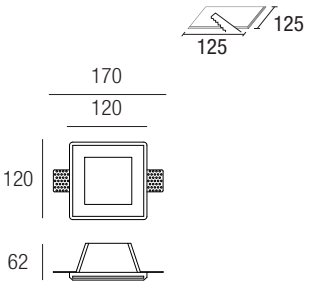

Vetro di protezione temperato
Tempered safety glass

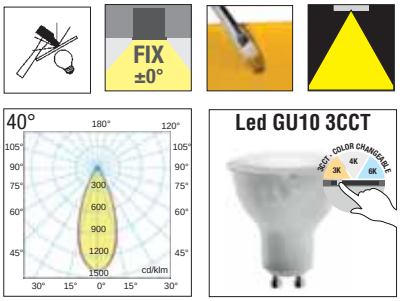

colour	W max		Lm Output		K	pcs	Kg	S
B	60	GU10	-	-	-	001	0,314	HD9001G

HD 8013



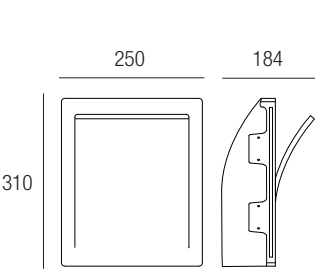





colour	W max		Lm Output		K	pcs	Kg	S
B	60	E14	-	-	-	001	0,314	HD8013

HD 8540



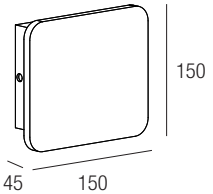



Vetro di protezione temperato
Tempered safety glass



colour	W max		Lm Output		K	pcs	Kg	CELL
B	5,6	5 Led SMD	550	-	3000	001	0,400	HD8540

HD 8016





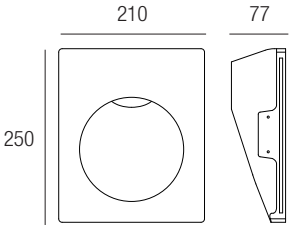

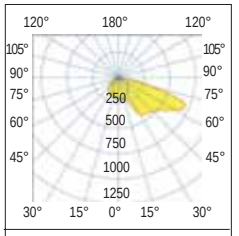

ASY
Asimmetrica - *Asymmetrical*





colour	W max		Lm Output		K	pcs	Kg	S
B	60	GU10	-	-	-	001	0,314	HD8016



LED Imperceptible, the smallest

A RICHIESTA
ON DEMAND

DALI 2

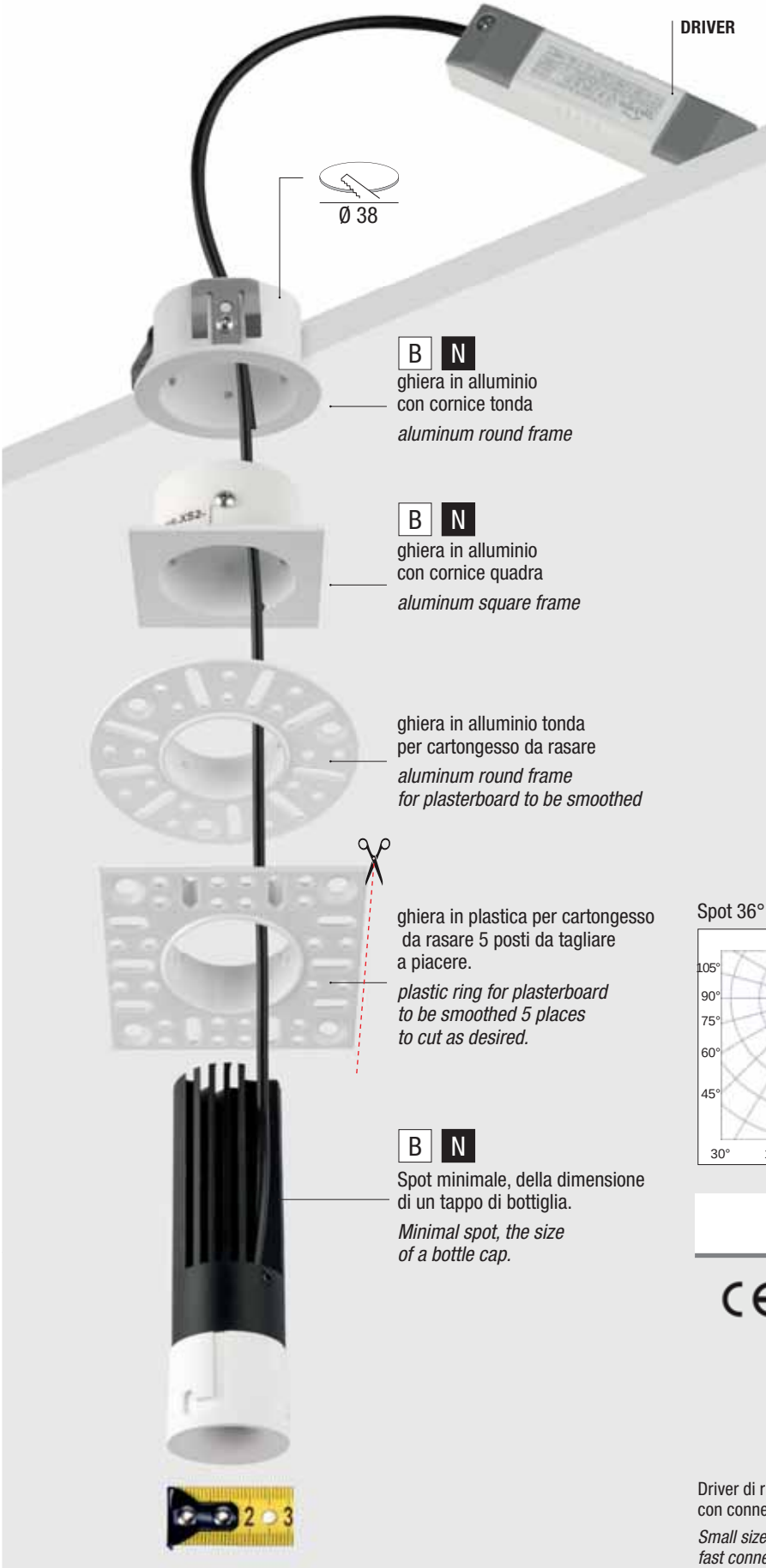

B N
ghiera in alluminio
con cornice tonda
aluminum round frame

B N
ghiera in alluminio
con cornice quadra
aluminum square frame

ghiera in alluminio tonda
per cartongesso da rasare
aluminum round frame
for plasterboard to be smoothed

ghiera in plastica per cartongesso
da rasare 5 posti da tagliare
a piacere.
plastic ring for plasterboard
to be smoothed 5 places
to cut as desired.

B N
Spot minimale, della dimensione
di un tappo di bottiglia.
Minimal spot, the size
of a bottle cap.

Spot 36°

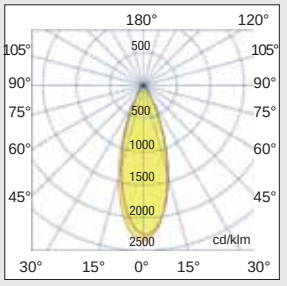

Spot 20°

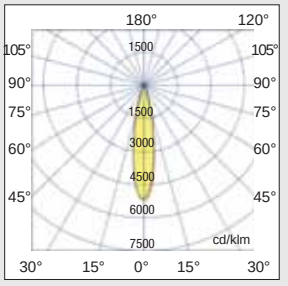

Driver LED, accessorio non incluso
LED driver, accessory not included

CE F MM SELV IP20 17



Driver di ridotte dimensioni
con connessione rapida.
Small size drivers with
fast connection.
RLS-8-700SIE (max700mA) (ON-OFF)
THD9-700I (max700mA) (DALI2 PUSH)

Dimensioni (mm) - *Dimensions (mm)*

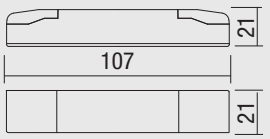



LED Imperceptible, spots a LED con ottica arretrata. Foro ridottissimo dall'eccezionale luminosità. Installazione della sorgente luminosa tramite innesto a baionetta sui diffusori. Ideale per gli ambienti commerciali, residenziali e in qualsiasi ambiente dove si desideri mascherare completamente il corpo illuminante e ottenere un livello di comfort elevatissimo.
Apparecchi a base tonda o quadra, con sorgenti luminose singole o multiple.
Installazione: incasso a soffitto per superfici in cartongesso.
Corpo: alluminio pressofuso. Verniciatura di tipo poliestere eseguita a polvere bianco RAL 9003.
Conforme alla norma: EN60598-1, RG0 nessun rischio fotobiologico ai fini della norma EN62471.
LED: 2700K, 3000K o 4000K mantenimento del flusso luminoso minimo al 80%: L80B20>50.000h.
Driver: non incluso, di dimensioni ridotte adatto al passaggio nel foro di Ø38mm dedicato alle ghiere della versione singola o da rasare in cartongesso.

LED Imperceptible, recessed luminaires with recessed optics.
Very small hole with exceptional brightness. Installation of the light source by bayonet coupling on the diffusers. Ideal for commercial and residential environments and in any environment where you want to completely mask the lighting fixture and obtain a very high level of comfort.
Round or square base fixtures, with single or multiple light sources.
***Installation:** ceiling built -in on plasterboard surfaces.*
***Body:** die -cast aluminum. Polyester type painting performed with white powder RAL 9003.*
***Compliant with the standard:** EN60598-1, RG0 No photobiological risk for the purposes of the EN62471 standard.*
***LED:** 2700K, 3000K o 4000K maintenance of the minimum luminous flux to 80%: L80B20>50.000h.*
***Driver:** not included, small size suitable for the passage in the Ø38mm hole dedicated to the single version or to be shaped in plasterboard.*

IK07 IP44 CRI>90 +40 C° -20 850° DRIVER NOT INCLUDED RG0 FLICKER FREE

RETAIL MARKET HOTEL HOSPITAL OFFICE GYM

LED Imperceptible 1001R



	W max	Lm Output	△	mA max	Vdc	K	pcs	Kg	S+L
B	10	560	20°	700	12	2700	1	0,05	39001/27KW/24
B	10	560	20°	700	12	3000	1	0,05	39001/3KW/24
B	10	620	20°	700	12	4000	1	0,05	39001/4KW/24
B	10	560	36°	700	12	2700	1	0,05	39001/27KW/36
B	10	560	36°	700	12	3000	1	0,05	39001/3KW/36
B	10	620	36°	700	12	4000	1	0,05	39001/4KW/36
N	10	560	20°	700	12	2700	1	0,05	39001/27KW/24B
N	10	560	20°	700	12	3000	1	0,05	39001/3KW/24B
N	10	620	20°	700	12	4000	1	0,05	39001/4KW/24B
N	10	560	36°	700	12	2700	1	0,05	39001/27KW/36B
N	10	560	36°	700	12	3000	1	0,05	39001/3KW/36B
N	10	620	36°	700	12	4000	1	0,05	39001/4KW/36B

Versione DALI aggiungere “D” dopo il codice / *DALI version add “D” after the code.*

LED Imperceptible 1002R



	W max	Lm Output	△	mA max	Vdc	K	pcs	Kg	S+L
B	10	275	20°	700	12	2700	1	0,05	39002/27KW/24
B	10	275	20°	700	12	3000	1	0,05	39002/3KW/24
B	10	290	20°	700	12	4000	1	0,05	39002/4KW/24
B	10	275	36°	700	12	2700	1	0,05	39002/27KW/36
B	10	275	36°	700	12	3000	1	0,05	39002/3KW/36
B	10	290	36°	700	12	4000	1	0,05	39002/4KW/36
N	10	275	20°	700	12	2700	1	0,05	39002/27KW/24B
N	10	275	20°	700	12	3000	1	0,05	39002/3KW/24B
N	10	290	20°	700	12	4000	1	0,05	39002/4KW/24B
N	10	275	36°	700	12	2700	1	0,05	39002/27KW/36B
N	10	275	36°	700	12	3000	1	0,05	39002/3KW/36B
N	10	290	36°	700	12	4000	1	0,05	39002/4KW/36B

Versione DALI aggiungere “D” dopo il codice / *DALI version add “D” after the code.*

LED Imperceptible 1003R



	W max	Lm Output	△	mA max	Vdc	K	pcs	Kg	S+L
N	10	265	20°	700	12	2700	1	0,05	39003/27KW/24B
N	10	265	20°	700	12	3000	1	0,05	39003/3KW/24B
N	10	285	20°	700	12	4000	1	0,05	39003/4KW/24B
N	10	265	36°	700	12	2700	1	0,05	39003/27KW/36B
N	10	265	36°	700	12	3000	1	0,05	39003/3KW/36B
N	10	285	36°	700	12	4000	1	0,05	39003/4KW/36B

Versione DALI aggiungere “D” dopo il codice / *DALI version add “D” after the code.*



Recessed

incasso con cornice in alluminio - *recessed with aluminum frame*

LED Imperceptible 1001R*



LED Imperceptible 1002R



LED Imperceptible 1003R



+

ghiera in alluminio con cornice tonda
aluminum round frame



CUT Ø40

RE-1001F
misura-*size* Ø42mm



RE-1001F-BL
misura-*size* Ø42mm



ghiera in alluminio con cornice quadra
aluminum square frame



CUT Ø40

RE-1002F
misura-*size* 42x42mm



RE-1002F-BL
misura-*size* 42x42mm



ghiera in alluminio tonda da rasare
aluminum round frame to be smoothed

CUT Ø45

TL-1003F
misura-*size* Ø42mm







Recessed

cornice in plastica per cartongesso a rasare - *plastic frame recessed plasterboard*

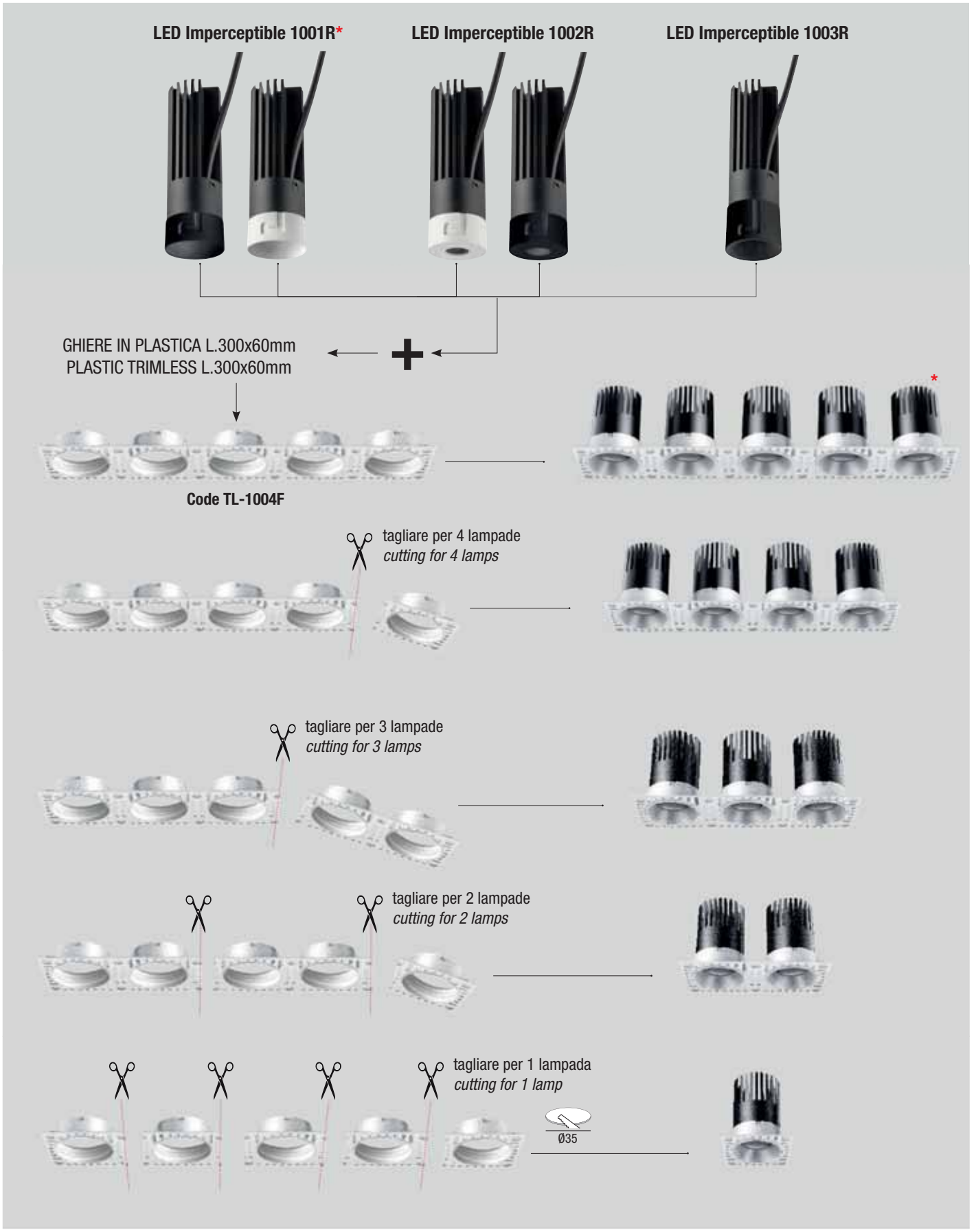

* Esempio di installazione **LED Imperceptible 1001R** su ghiere per cartongesso, è possibile utilizzare uno qualsiasi dei 4 modelli.
La ghiera da 5 moduli (codice TL-1004F) può essere tagliata per ottenere moduli da 4, 3, 2 o 1 modulo singolo.
*Example of **LED Imperceptible 1001R** installation on plasterboard frames, any of the 4 models can be used.*
The 5-module ring (code TL-1400F) can be cut to obtain modules of 4, 3, 2 or 1 single module.



LED Aqua IP65

A RICHIESTA
ON DEMAND

DALI 2

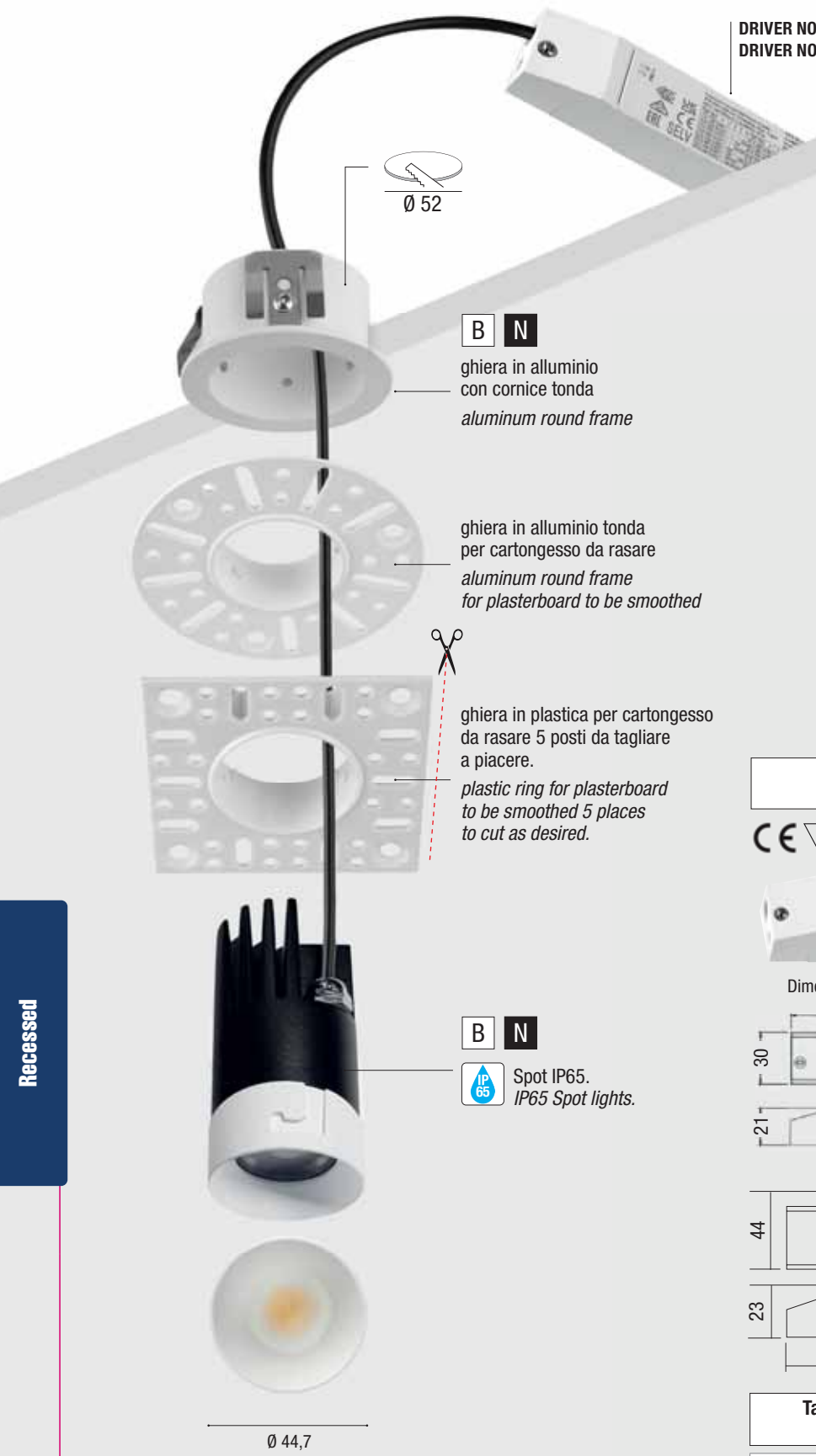

Driver LED, accessorio non incluso
LED driver, accessory not included

CE F M M SELV IP20 EMC 300MHz RoHS compliance 17



Dimensioni (mm) - *Dimensions (mm)*

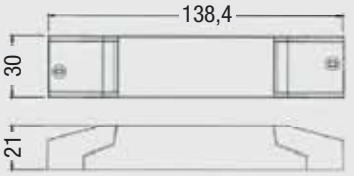

RN7136DA (DALI2 PUSH)
Coprimorsetti inclusi
Terminal covers included

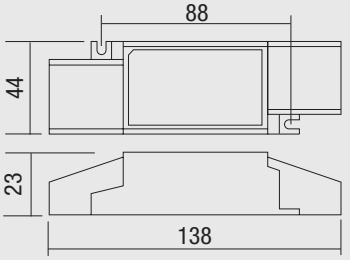

RN8167 (ON-OFF)
Coprimorsetti inclusi
Terminal covers included

Tabella di scelta potenza driver LED (versione 3000K)
LED Power supply table choice (3000K version)

Iout	**mA**	150	200	250
Vout	**Vdc**	36	36	36
Power	**W**	**6**	**8**	**10**
Lm	**Lm**	507	676	846
Taratura standard di fabbrica *Driver Standard factory setting*				



LED Aqua, spots a LED IP65 con ottica arretrata dall'eccezionale luminosità. Installazione della sorgente luminosa tramite innesto a baionetta sui diffusori. Ideale per gli ambienti umidi, grazie all'elevato grado IP è possibile installarlo in palestre, piscine, saune, bagni e in qualsiasi ambiente dove si desideri mascherare completamente il corpo illuminante e ottenere un livello di comfort elevatissimo.
Apparecchi a base tonda o quadra, con sorgenti luminose singole o multiple.
Installazione: incasso a soffitto per superfici in cartongesso.
Corpo: alluminio pressofuso. Verniciatura di tipo poliestere eseguita a polvere bianco RAL 9003.
Conforme alla norma: EN60598-1, RG0 nessun rischio fotobiologico ai fini della norma EN62471.
LED: 2700K, 3000K o 4000K mantenimento del flusso luminoso minimo al 80%: L80B20>50.000h.
Driver: non incluso, di dimensioni ridotte adatto al passaggio nel foro di Ø52mm dedicato alle ghiere della versione singola o da rasare in cartongesso.

LED Aqua, IP65 LED spots with recessed optics with exceptional brightness. Installation of the light source via bayonet connection on the diffusers. Ideal for humid environments, thanks to the high IP rating it is possible to install it in gyms, swimming pools, saunas, bathrooms and in any environment where you want to completely mask the lighting body and obtain a very high level of comfort.
Round or square base fixtures, with single or multiple light sources.
***Installation:** ceiling built -in on plasterboard surfaces.*
***Body:** die -cast aluminum. Polyester type painting performed with white powder RAL 9003.*
***Compliant with the standard:** EN60598-1, RG0 No photobiological risk for the purposes of the EN62471 standard.*
***LED:** 2700K, 3000K o 4000K maintenance of the minimum luminous flux to 80%: L80B20>50.000h.*
***Driver:** not included, small size suitable for the passage in the Ø52mm hole dedicated to the single version or to be shaped in plasterboard.*

IK07 | IP44 / IP65 | CRI>90 | +40 C° -20 | 850° | DRIVER NOT INCLUDED | RGO | FLICKER FREE

RETAIL | MARKET | HOTEL | HOSPITAL | OFFICE | GYM

LED Aqua 1201R





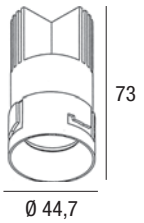

Spot 36°

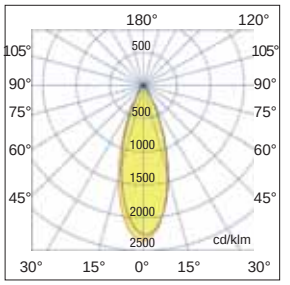

	W max	Lm Output		mA max	Vdc	K	pcs	Kg	S+L
B	10	800	36°	250	36	2700	1	0,10	1201RW27IP65
B	10	846	36°	250	36	3000	1	0,10	1201RW3IP65
B	10	900	36°	250	36	4000	1	0,10	1201RW4IP65
N	10	800	36°	250	36	2700	1	0,10	1201RBL27IP65
N	10	846	36°	250	36	3000	1	0,10	1201RBL3IP65
N	10	900	36°	250	36	4000	1	0,10	1201RBL4IP65

incasso con cornice in alluminio - *recessed with aluminum frame*

+

ghiera in alluminio con cornice tonda
aluminum round frame



Cod.1201FW
misura-*size* Ø57,6mm



ghiera in alluminio con cornice tonda
aluminum round frame



Cod. 1201FBL
misura-*size* Ø57,6mm



ghiera in alluminio tonda da rasare
aluminum round frame to be smoothed



Cod. 1203F
misura-*size* Ø47mm



Recessed



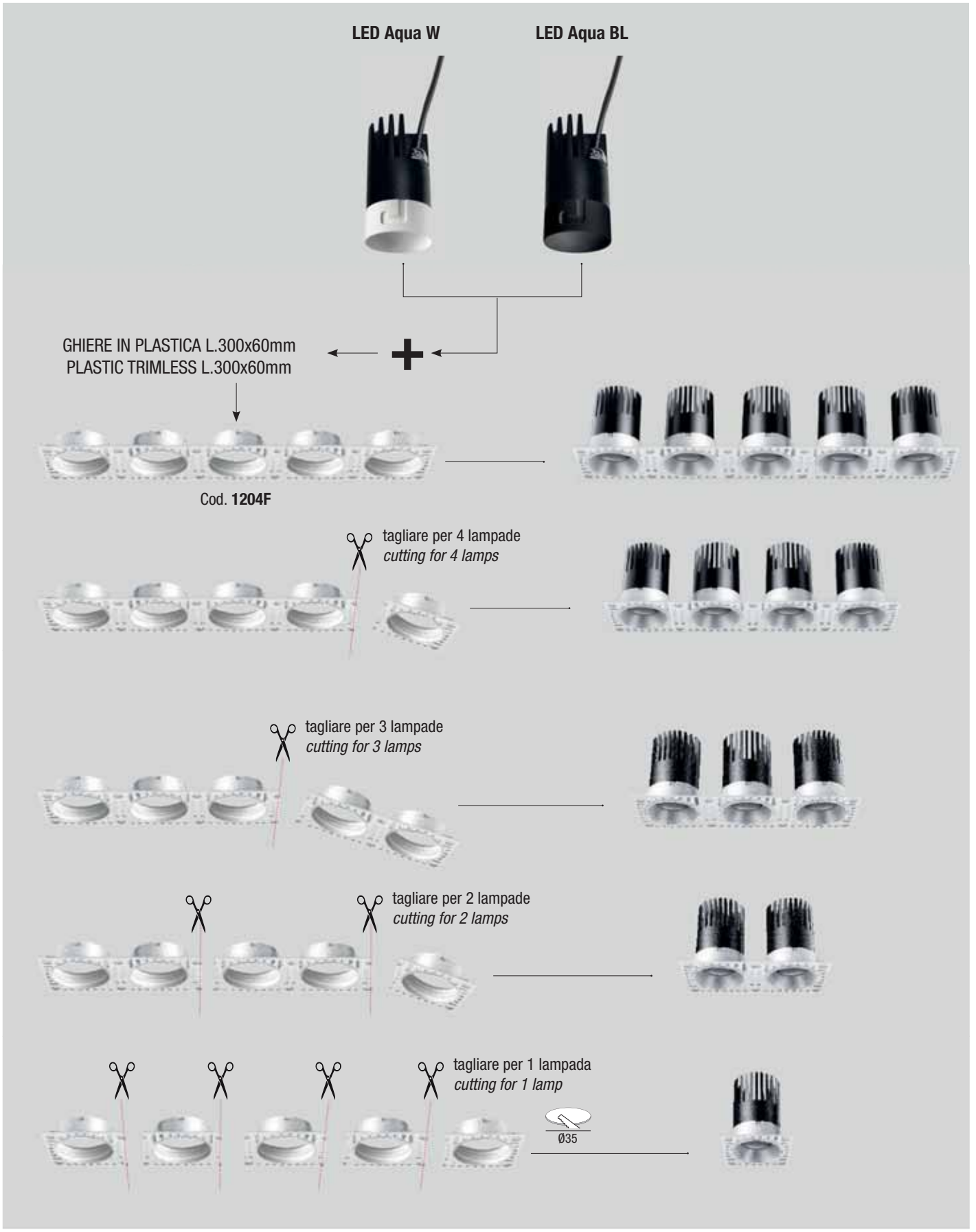

Esempio di installazione su ghiere per cartongesso.
La ghiera da 5 moduli (codice 1204F) può essere tagliata per ottenere moduli da 4, 3, 2 o 1 modulo singolo.
Example of installation on plasterboard frames.
The 5-module ring (code 1204F) can be cut to obtain modules of 4, 3, 2 or 1 single module.

LED Life 150-LED Life IP54

A RICHIESTA
ON DEMAND

Bluetooth | WIRELESS | EMER



Apparecchi ad incasso progettati per illuminare aree comuni, corridoi, laboratori, sale riunioni, uffici, cucine e bagni e qualsiasi ambiente dove è necessaria un'illuminazione con ridotti livelli di abbagliamento. Ideale per luoghi umidi.

Installazione: ad incasso per controsoffitti in cartongesso (completo di staffe di fissaggio).

Corpo e telaio: in alluminio pressofuso UNI 5076 verniciato con polvere termoindurente. poliestere.

Staffe di fissaggio: in acciaio nichelato.

Verniciatura: di tipo poliestere eseguita a polvere. Colore bianco RAL 9003

Ottica: parabola in alluminio diffondente, semi diffondente, concentrante, semi concentrante.

Schermo: vetro trasparente (LED Life 150 Cromo, Specchio). Lastra in tecnopolimero opale o trasparente (LED Life 150 Opal), (LED Life Cromo, Opal, Dark light).

Temperatura di colore: 3000K - 4000K; altre temperature di colore a richiesta.
LED Life 150 Opal disponibile 3CCT (3000K-4000K-6000K).

Driver multipotenza: incluso. Fattore di potenza ≥0,95.

Conforme alla norma: EN60598-1, RG0 nessun rischio fotobiologico ai fini della norma EN62471.

Led: SAMSUNG - PHILIPS mantenimento del flusso luminoso minimo al 80%: L80B20>50.000h.

A richiesta: versione 110V. **Prodotto conforme alle direttive:** CAM

Recessed downlights designed to light up common areas, corridors, laboratories, meeting rooms, offices kitchens, bathrooms and any other place that requires diffused lighting with no glare effect. The series consists of recessed fittings with increased protection degree ideal for humid places. The luminaire structure is round, ideal to replace fixtures with compact fluorescent lamps.

***Installation:** recessed use in plasterboard false ceilings (complete with fixing brackets)*

***Body and frame:** made by UNI 5076 die-cast aluminum, coated with polyester thermoset powder.*

***Fixing brackets:** made by galvanized steel*

***Coating:** coated with powdered polyester. RAL 9003 white color.*

***Optic:** semi-diffused, diffused aluminum parabola, clumping or semi clumping.*

***Shield:** transparent glass (LED Life 150 Chrome, Mirror). Opal or transparent technopolymer sheet (LED Life 150 Opal), (LED Life Chrome, Opal, Dark light).*

***Color temperature:** 3000K - 4000K; other color temperatures available on demand. LED Life 150 Opal available 3CCT (3000K-4000K-6000K).*

***Driver multipower:** included. Power factor ≥0,95.*

***According to standard:** EN60598-1, RG0 exempt from photo-biological risks in compliance with standard EN62471.*

***Led:** SAMSUNG - PHILIPS maintenance of minimum luminous flux to 80%: L80B20>50.000h.*

***On demand:** 110V version. **Product compliant with directives:** CAM*

LED Life 150 - Opal

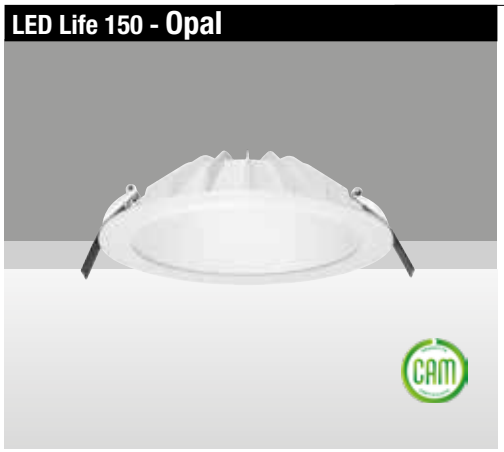

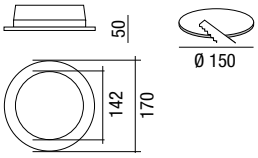

DRIVER INCLUDED — CELL

DRIVER NOT INCLUDED — S+L

	colour	W max		lm output	K	pcs	Kg	S+L
	B	21	100°	max 2300	4000	001	0.33	2436

	colour	W max		lm output	K	pcs	Kg	CELL
	B	21	100°	max 2300	3000	001	0.33	2436/3K
DALI 2 PUSH	B	21	100°	max 2300	3000	001	0.33	2436/3K/DALI

Ottica diffondente
Optics: diffusing

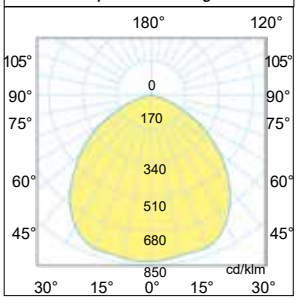

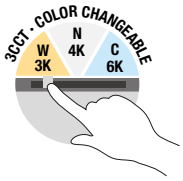

LED Life 150 3CCT - Opal NEW

colour	W max	mA max		lm output	K			pcs	Kg	S+L
B	21	500	100°	max 2300	3000	4000	6000	001	0.33	2436-

LED Life 150 - Cromo



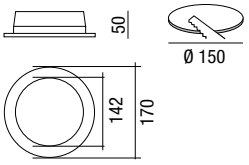

colour		W max		lm output	K	pcs	Kg	CELL
	B	21	60°	max 2520	3000	001	0.33	2436/CR/3K
DALI 2 PUSH	B	21	60°	max 2520	3000	001	0.33	2436/CR/3K/DA
	B	21	60°	max 2520	4000	001	0.33	2436/CR
DALI 2 PUSH	B	21	60°	max 2520	4000	001	0.33	2436/CR/DA

Ottica semi - diffondente
Semi - diffusing optics

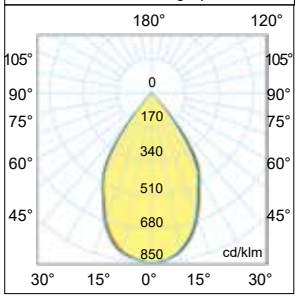

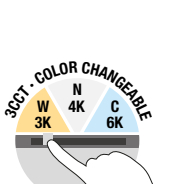

LED Life 150 3CCT - Cromo NEW

colour	W max	mA max		lm output	K			pcs	Kg	S+L
B	21	500	100°	max 2300	3000	4000	6000	001	0.33	2436/CR-

Accessorio non incluso (S+L) - ***Not included accessory (S+L)***

RoHS compliance · F · M M · equiv. SELV · EMC 300MHz · IP20 · PFC · VDT · **LED driver multipower**

Cod. 7136TB*



RN9152-N ON-OFF
Taratura max 500mA





RN8166 DALI 2 PUSH
1050 mA max.



Cod. 7136TB*
Coprimorsetti NON INCLUSI (da ordinare a parte per **RN9152-N**)
*Terminal cover NOT INCLUDED (ordinarily a part to **RN9152-N**)*

RN8166 - DALI 2 PUSH
Taratura max 500mA
Fornito di dip switch per la selezione della corrente in uscita. Il driver non è incluso nella confezione ed è normalmente settato al minimo. Se necessario è possibile aumentare la potenza e di conseguenza i lumen output senza superare i 500mA.
Equipped with dip switch for selecting the current output. *The driver is not included inside the package and is normally set to minimum. If necessary it is possible to increase the power and consequently the lumen output without exceeding 500mA.*

220 240V | 50/60 Hz | IK07 | IP54 | CRI 90 | +40 C° -20 | 850° | DRIVER INCLUDED MULTIPOWER | RG0

RETAIL | MARKET | SCHOOL 1+1=2 ABC | HOTEL | HOSPITAL | OFFICE | GYM | TOILET | WET | FLICKER FREE | IECEE

LED Life 150 - Specchio



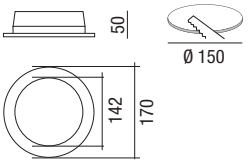

	colour	W max		lm output	K	pcs	Kg	CELL
	B	21	40°	max 2520	3000	001	0.33	2436/SP/3K
DALI 2PUSH	B	21	40°	max 2520	3000	001	0.33	2436/SP/3K/DA
	B	21	40°	max 2520	4000	001	0.33	2436/SP
DALI 2PUSH	B	21	40°	max 2520	4000	001	0.33	2436/SP/DA

Ottica semi - diffondente
Semi - diffusing optics

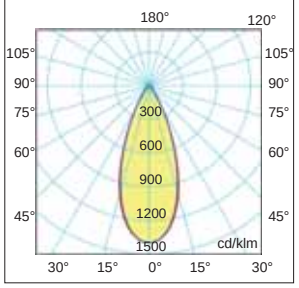

Accessori non inclusi - Not included accessories



Anello riduttore a battuta.
Reducer ring (for application against a surface)
Cod. 24398-150
Anello riduttore bianco RAL 9003 per LED Life 150. É adatto per fori da Ø 150mm a Ø 180mm max.
White RAL 9003 reduction ring for LED Life 150. It is suitable for hole diameter from Ø 150mm to Ø 180mm max.



Kit emergenza
Emergency kit
Cod. 65151LED80CP3
Kit emergenza 3W - 3h/12% 180÷250 Vac
180÷250 Vac - 3h/12% - 3W emergency kit

Cod. RP0714CP3 - AUTOTEST
Kit emergenza 3W - 3h/12% 180÷250 Vac
180÷250 Vac - 3h/12% - 3W emergency kit

Tabella di scelta potenza driver LED (incluso) - *LED Power supply table choice (included)*



Fornito di dip switch per la selezione della tensione in uscita. Il driver incluso nella confezione è normalmente settato a 21W (vedi tabella). Se necessario è possibile non aumentare la potenza e di conseguenza i lumen output.

Equipped with dip switch for selecting the voltage output The driver included inside the package is usually set to 21W (see table). If necessary it is possible to decrease the power and consequently the lumen output.

Taratura *Dip-switch*	Potenza *Power*	Lm Output
mA	Watt	Lm
150	7	770
200	9	990
250	11	1210
300	13	1430
350	15	1650
400	17	1870
450	19	2090
500	21	2300

	Taratura standard di fabbrica *Driver Standard factory setting*

LED Life - OPAL



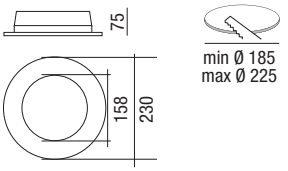

	colour	W max		lm output	K	pcs	Kg	CELL
	B	30	100°	max 3200	3000	001	0.57	24363/SP/PLUS
	B	30	100°	max 3200	4000	001	0.57	24365/SP/PLUS
DALI 2 PUSH	B	30	100°	max 3200	3000	001	0.57	24363/30/SPDA
DALI 2 PUSH	B	30	100°	max 3200	4000	001	0.57	24365/30/SPDA

Ottica diffondente 100°
Diffusing optics 100°

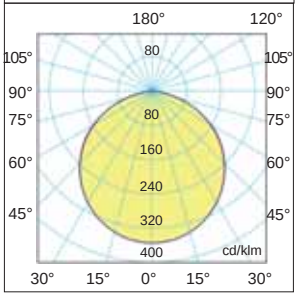

Tabella di scelta potenza driver LED (incluso) - *LED Power supply table choice (included)*

Fornito di dip switch per la selezione della tensione in uscita. Il driver incluso nella confezione è normalmente settato a 26W (vedi tabella). Se necessario è possibile aumentare max 30W la potenza e di conseguenza i lumen output.

Equipped with dip switch for selecting the voltage output The driver included inside the package is usually set to 26W (see table). If necessary it is possible to increase max 30W the power and consequently the lumen output.

Taratura *Dip-switch*	Potenza *Power*	Lm Output
mA	Watt	Lm
500	22	2350
600	26	2780
700	30	3200

Taratura standard di fabbrica
Driver Standard factory setting

LED Life - Cromo



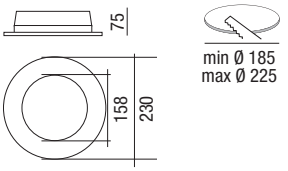

	colour	W max		lm output	K	pcs	Kg	CELL
	B	30	100°	max 3450	3000	001	0.57	24363/30/DL
	B	30	100°	max 3450	4000	001	0.57	24365/30/DL
DALI 2 PUSH	B	30	100°	max 3450	4000	001	0.57	24365/30/DLDA

Accessori non inclusi - Not included accessories

Anello riduttore a battuta
Reducer ring (for application against a surface)



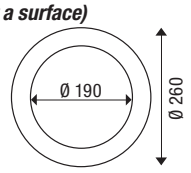

Cod. 24398
Anello riduttore bianco RAL 9003 per LED Life R IP54. É adatto per fori da Ø 210mm a Ø 250mm max.
White RAL 9003 reduction ring for LED Life R IP54.It is suitable for hole diameter from Ø 210mm to Ø 250mm max



Kit emergenza
Emergency kit

Cod. 65151LED80CP3
Kit emergenza 3W - 3h/12% 180÷250 Vac
180÷250 Vac - 3h/12% - 3W emergency kit

Cod. RP0714CP3 - AUTOTEST
Kit emergenza 3W - 3h/12% 180÷250 Vac
180÷250 Vac - 3h/12% - 3W emergency kit

LED Life - Darklight



LED SAMSUNG

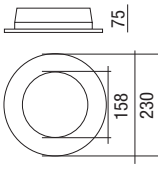



A richiesta: versione 3000K (consegna 90gg.)
On demand: *3000K versions (delivery 90 days)*

		W max		lm output	K	pcs	Kg	CELL
	B	30	40°	max 3450	4000	001	0.57	24365/40/DL/N
	B	30	60°	max 3450	4000	001	0.57	24365/60/DL/N
DALI 2 PUSH	B	30	40°	max 3450	4000	001	0.57	2436540DLNDA

Ottica batwing 40°
Batwing 40° optics

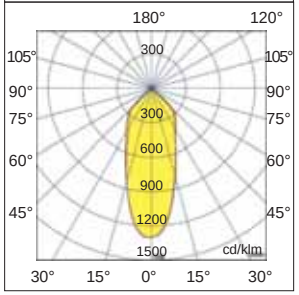





Tabella di scelta potenza driver LED (incluso) - *LED Power supply table choice (included)*

CE RoHS compliance F M M equiv. SELV EMC 300MHz IP20 PFC VDT 17



Fornito di dip switch per la selezione della tensione in uscita. Il driver incluso nella confezione è normalmente settato a 26W (vedi tabella). Se necessario è possibile aumentare max 30W la potenza e di conseguenza i lumen output.

Equipped with dip switch for selecting the voltage output The driver included inside the package is usually set to 26W (see table). If necessary it is possible to increase max 30W the power and consequently the lumen output.

Taratura *Dip-switch*	Potenza *Power*	Lm Output
mA	Watt	Lm
500	22	2530
600	26	2990
700	30	3450

	Taratura standard di fabbrica *Driver Standard factory setting*

220 240V | 50/60 Hz | IK07 | IP44 | CRI 90 | +40 C° -20 | 850° | CE | III | 17 | DRIVER INCLUDED MULTIPOWER | RG0

RETAIL | MARKET | SCHOOL 1+1=2 ABC | HOTEL | HOSPITAL | OFFICE UGR<16 | GYM | TOILET | FLICKER FREE

LED Life Q IP44



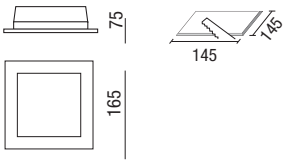

	colour	W max			lm output	K	pcs	Kg	CELL
	B	30	Led SMD	100°	3000	3000	001	0.57	24393
DALI 2PUSH	B	30	Led SMD	100°	3000	3000	001	0.57	24393/DALI
	B	30	Led SMD	100°	3000	4000	001	0.57	24393/4K
DALI 2PUSH	B	30	Led SMD	100°	3000	4000	001	0.57	24393/4K/DALI



Accessori non inclusi - Not included accessories

Kit emergenza
Emergency kit



Cod. 65151LED80CP3
Kit emergenza 3W - 3h/12% 180÷250 Vac
180÷250 Vac - 3h/12% - 3W emergency kit

Ottica diffondente 100°
Diffusing optics 100°

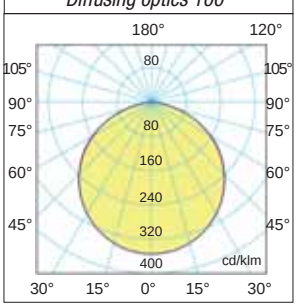

Fornito di dip switch per la selezione della tensione in uscita. Il driver incluso nella confezione è normalmente settato a 26W (vedi tabella). Se necessario è possibile diminuire o aumentare fino a max.30W la potenza e di conseguenza i lumen output.
Equipped with dip switch for selecting the voltage output The driver included inside the package is usually set to 26W (see table). If necessary it is possible to decrease or increase to max 30W the power and consequently the lumen output.

Taratura *Dip-switch*	Potenza *Power*	Lm Output
mA	Watt	Lm
500	22	2100
600	26	2300
700	30	2600

	Taratura standard di fabbrica *Driver Standard factory setting*

LED Marian

A RICHIESTA
ON DEMAND



Downlights progettati per illuminare spazi commerciali (supermercati, grandi magazzini, retail, ecc.), uffici e qualsiasi ambiente dove è necessaria un'illuminazione generale e d'accento.
Installazione: ad incasso in controsoffitti di cartongesso (completo di staffe di fissaggio).
Corpo: in lamiera di acciaio, verniciata con polvere termoindurente poliestere RAL9010.
Staffe di fissaggio: in acciaio.
Ottica: semi concentrante 40°, orientabile +-15°.
Temperatura di colore: 3000K - 4000K, disponibile 3CCT.
Driver: multipotenza con selezione del dip switch per scegliere la tensione in uscita. Fattore di potenza ≥0,95.
Conforme alla norma: EN60598-1, RG0 nessun rischio fotobiologico ai fini della norma EN62471.
Led: SAMSUNG mantenimento del flusso luminoso minimo al 80%: L80B20>50.000h.

Downlights designed for lighting in shopping malls (supermarkets, department stores, retail stores, etc.), offices and any facility requiring general and accent lighting.
***Installation:** flush mounting in plasterboard false ceilings (fixing brackets included).*
***Body:** in sheet steel, painted with thermo-hardening polyester RAL9010.*
***Fastening brackets:** in steel.*
***Optics:** semi-clumping 40°, +-15° adjustable.*
***Colour temperature:** 3000K - 4000K, available 3CCT.*
***Driver:** Multipower with dip switch selection to select the output voltage. Power factor ≥0.95.*
***Compliant with standard:** EN60598-1, RG0 no photobiological risk for the purposes mentioned in standard EN62471.*
***LED:** SAMSUNG maintenance of 80% minimum luminous flux: L80B20>50.000h.*

220-240V 50/60Hz IK07 IP20

LED Marian - Orientable



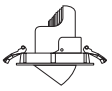

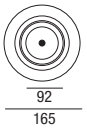

RETAIL MARKET SCHOOL 1+1=2 ABC HOTEL HOSPITAL OFFICE GYM

DRIVER INCLUDED CELL | DRIVER NOT INCLUDED S+L | CRI 90 | RG0

	colour	W max			K	Lm	pcs	Kg	CELL
	B	30	1 Led COB	40°	3000	max 3000	001	1.70	24317
DALI 2 PUSH	B	30	1 Led COB	40°	3000	max 3000	001	1.70	24317/DAPU
	B	30	1 Led COB	40°	4000	max 3000	001	1.70	24318
DALI 2 PUSH	B	30	1 Led COB	40°	4000	max 3000	001	1.70	24318/DAPU

LED Marian 3CCT NEW

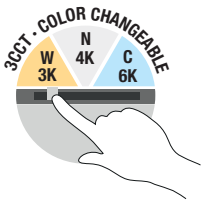

colour	W max	mA max		K			lm output	pcs	Kg	S+L
B	30	700	40°	3000	4000	6000	max 3000	001	1.70	24317-3CCT

Accessorio non incluso (S+L) - *Not included accessory (S+L)*

CE RoHS compliance F M M equiv. SELV EMC 300MHz IP20 PFC VDT

40°

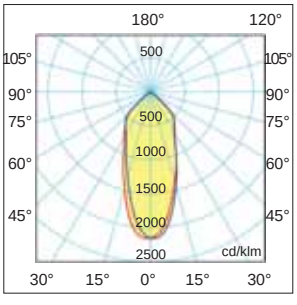

LED driver multipower



RN8167 - ON-OFF ON-OFF Taratura max 700mA
RN8166 - DALI2 PUSH Taratura max 700mA

Fornito di dip switch per la selezione della corrente in uscita. Il driver non è incluso nella confezione ed è normalmente settato al minimo. Se necessario è possibile aumentare la potenza e di conseguenza i lumen output senza superare i 700mA.
***Equipped with dip switch for selecting the current output.** The driver is not included inside the package and is normally set to minimum. If necessary it is possible to increase the power and consequently the lumen output without exceeding 700mA.*

NEW

Equal Family R-C-W

A RICHIESTA
ON DEMAND

WIRELESS | 0-10V | DALI 2 | EMER















Famiglia di apparecchi ad incasso, plafone, parete e sospensione ad elevato comfort visivo. Ideale per spazi dove è necessario un basso livello di abbagliamento. Il bassissimo consumo energetico e le contenute temperature garantiscono una lunga durata al prodotto.
L'utilizzo della tecnologia LED garantisce una resa luminosa elevata in relazione al consumo di energia, annullando i costi di manutenzione.

Installazione: ad incasso su cartongesso, plafone, parete e a sospensione.

Corpo e telaio: corpo realizzato in alluminio anodizzato pressofuso verniciato nelle finiture bianco RAL9010 o in nero RAL9005, Equal Road con cornice grigia.

Staffe di fissaggio: in acciaio

Verniciatura: di tipo poliestere eseguita a polvere.

Ottica: in materiale termoplastico, ad alta definizione integrata nello schermo antiabbagliamento nero o bianco che definisce un'emissione con luminanza controllata.
Ottiche: wide flood.
Il particolare sistema ottico permette una distribuzione luminosa definita, evitando l'effetto puntiforme.

Temperatura di colore: 3000K Equal Road, 3000K e 4000K serie Equal (6000K a richiesta).

Driver multipotenza: incluso. Fattore di potenza ≥0,95

Conforme alla norma: EN60598-1, RG0 nessun rischio fotobiologico ai fini della norma EN62471.

Led: Mantenimento del flusso luminoso minimo al 80%: L80B20>50.000h.

Family of recessed, surface-mounted, wall and pendant luminaires with high visual comfort. Ideal for spaces where a low level of glare is required.
Very low energy consumption and low temperatures guarantee a long product life.
LED technology guarantees high light output in relation to energy consumption, eliminating completely maintenance costs.

Installation: *flush mounted with no tools required or ceiling-mounted with the accessory to be ordered separately.*

Body and frame: *body made of die-cast anodized aluminum painted in white RAL9010 or black RAL9005, Equal Road with gray frame.*

Fastening brackets: *in steel*

Painting: *powder polyester coating.*

Optics: *made of high-definition thermoplastic material integrated into the black or white anti-glare screen that defines controlled luminance emission. Wide flood optics.*
The particular optical system allows for defined and circular light distribution, avoiding the punctiform effect.

Colour temperature: *3000K Equal Road, 3000K and 4000K Equal series (6000K on request).*

Multipower driver: *included. Power factor ≥0.95*

According to standard: *EN60598-1, RG0 exempt from photo-biological risks in compliance with standard EN62471.*

Led: *Maintenance of minimum luminous flux to 80%: L80B20>50.000h.*

panoramica prodotti - *products overview*

Equal Road incasso/recessed



LED Equal Road 20

Equal incasso/recessed

LED Equal 4 R





Temperatura di colore disponibile
Color temperature available

2700K 3000K 4000K

Equal parete plafone/wall ceiling

LED Equal 4 CW double



LED Equal 4 C





Temperatura di colore disponibile
Color temperature available

'00K 3000K 4000K

220 240V | 50/60 Hz | IK07 | IP20 | CRI 90 | +40 C° -20 | RETAIL | MARKET | SCHOOL 1+1=2 ABC | HOTEL | HOSPITAL | OFFICE | GYM | RG0 | FLICKER FREE

LED Road Equal R 10

220-240V 50/60Hz IK07 IP20 DRIVER INCLUDED MULTIPOWER





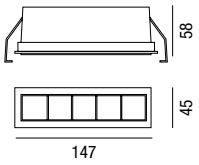



	colour	W		lm output	K	pcs	Kg	CELL
	G N	9	30°	800	3000	001	0,23	28200
DALI 2	G N	9	30°	800	3000	001	0,23	28200/DA

30°

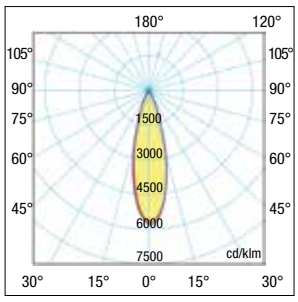

Accessori non inclusi - Not included accessories



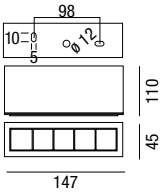

LED Equal Road 10W
LED Equal Road 20W
Cassaforma esterna per montaggio a soffitto. Rimuovendo le molle di fissaggio sul corpo del faretto è possibile installarlo sulla cassaforma tramite due viti a brugola in dotazione. Aggiungere **/C** dopo il codice.
*External formwork for ceiling mounting. By removing the fixing springs on the body of the spotlight it is possible to install it on the formwork using two supplied Allen screws. Add **/C** after the code.*

LED Road Equal R 20

220-240V 50/60Hz IK07 IP20 DRIVER NOT INCLUDED MULTIPOWER



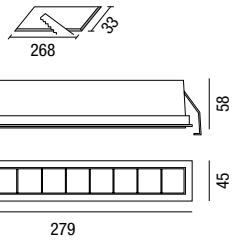

Accessori non inclusi - Not included accessories



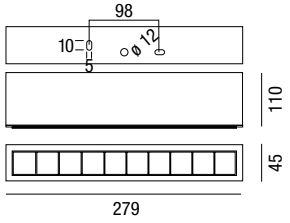

colour	W	mA max		lm output	K	pcs	Kg	S+L
G N	18	350	30°	1450	3000	001	0,45	28204

Driver (non incluso) - *LED Power supply (not included)*

SCEGLI LA GIUSTA CORRENTE PER OTTIMIZZARE IL FLUSSO LUMINOSO NECESSARIO
CHOOSE THE RIGHT CURRENT TO OPTIMIZE THE NECESSARY LUMINOUS FLUX

LED driver multipower

Cod. 7136TB*



RN9152-N ON-OFF
Taratura max 500mA



RN8166 DALI 2 PUSH
1050 mA max.



RN7136DA DALI 2 PUSH
900 mA max.



Taratura *Dip-switch*	Potenza *Power*
mA	Watt
150	7,5
200	10
250	10
300	15
350	17,5

Taratura standard di fabbrica
Driver Standard factory setting

Cod. 7136TB*
Coprimorsetti NON INCLUSI
(da ordinare a parte per **RN9152-N**)
Terminal cover NOT INCLUDED
*(ordinarily a part to **RN9152-N**)*

LED driver multipower
RN8166 DALI 2 PUSH (DALI, PUSH,0-10V.)
RN7136DA DALI 2 PUSH (DALI, PUSH,0-10V.)

LED Equal 4 R





	colour	W		lm output	K	Lm/W	pcs	Kg	CELL
	B	15	50°	1950	3000	130	001	0,50	29200W
	N	15	50°	1950	3000	130	001	0,50	29200B
DALI 2	B	15	50°	1950	3000	130	001	0,50	29200WDA
DALI 2	N	15	50°	1950	3000	130	001	0,50	29200BDA
	B	15	50°	1950	4000	130	001	0,50	29200W/4K
	N	15	50°	1950	4000	130	001	0,50	29200B/4K
DALI 2	B	15	50°	1950	4000	130	001	0,50	29200WDA/4K
DALI 2	N	15	50°	1950	4000	130	001	0,50	29200BDA/4K

50°

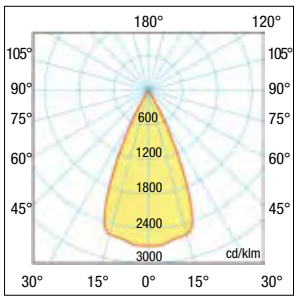

LED Equal 4 CW double





	colour	W		lm output	K	Lm/W	pcs	Kg	CELL
	B	15	50°	1950	3000	130	001	0,70	33200W
	N	15	50°	1950	3000	130	001	0,70	33200B
DALI 2	B	15	50°	1950	3000	130	001	0,70	33200WDA
DALI 2	N	15	50°	1950	3000	130	001	0,70	33200BDA
	B	15	50°	1950	4000	130	001	0,70	33200W/4K
	N	15	50°	1950	4000	130	001	0,70	33200B/4K
DALI 2	B	15	50°	1950	4000	130	001	0,70	33200WDA/4K
DALI 2	N	15	50°	1950	4000	130	001	0,70	33200BDA/4K

50°

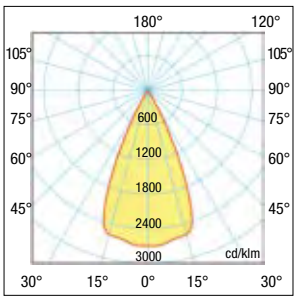

LED Equal 4 C

NEW



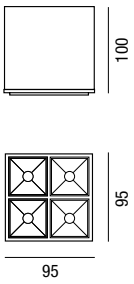



50°

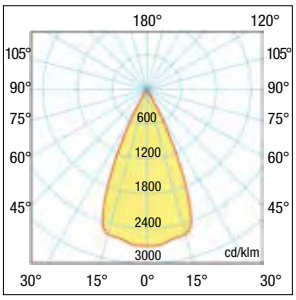

	colour	W			lm output	K	pcs	Kg	CELL
	B	15	Led SMD	50°	1950	3000	001	0,50	30200W
	N	15	Led SMD	50°	1950	3000	001	0,50	30200B
DALI 2	B	15	Led SMD	50°	1950	3000	001	0,50	30200WDA
DALI 2	N	15	Led SMD	50°	1950	3000	001	0,50	30200BDA
	B	15	Led SMD	50°	1950	4000	001	0,50	30200W/4K
	N	15	Led SMD	50°	1950	4000	001	0,50	30200B/4K
DALI 2	B	15	Led SMD	50°	1950	4000	001	0,50	30200WDA/4K
DALI 2	N	15	Led SMD	50°	1950	4000	001	0,50	30200BDA/4K



W

LED Equal 4 CW double, montaggio a parete
LED Equal 4 CW double, wall mount

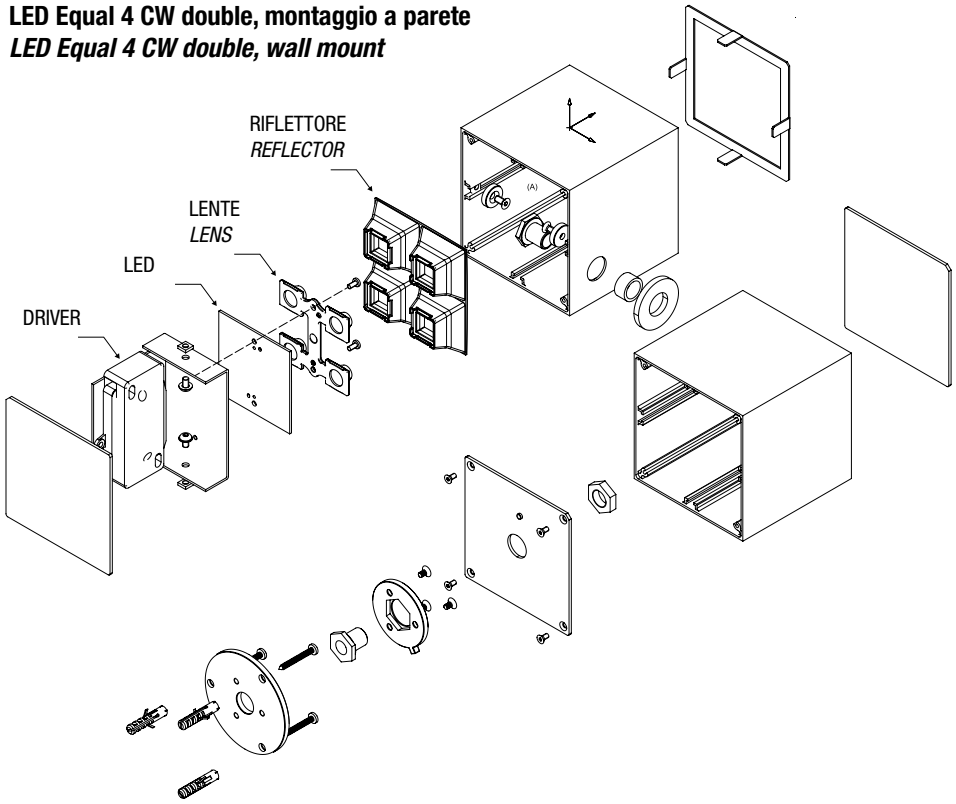

R

LED Equal 4 R montaggio ad incasso
LED Equal 4 R ceiling mount

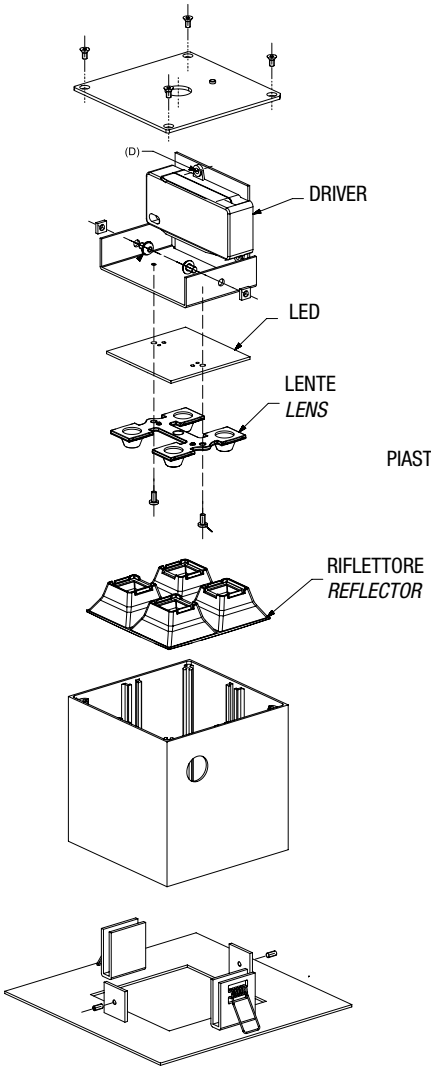

C **W**

LED Equal 4 CW double montaggio a soffitto
LED Equal 4 CW double, ceiling mount

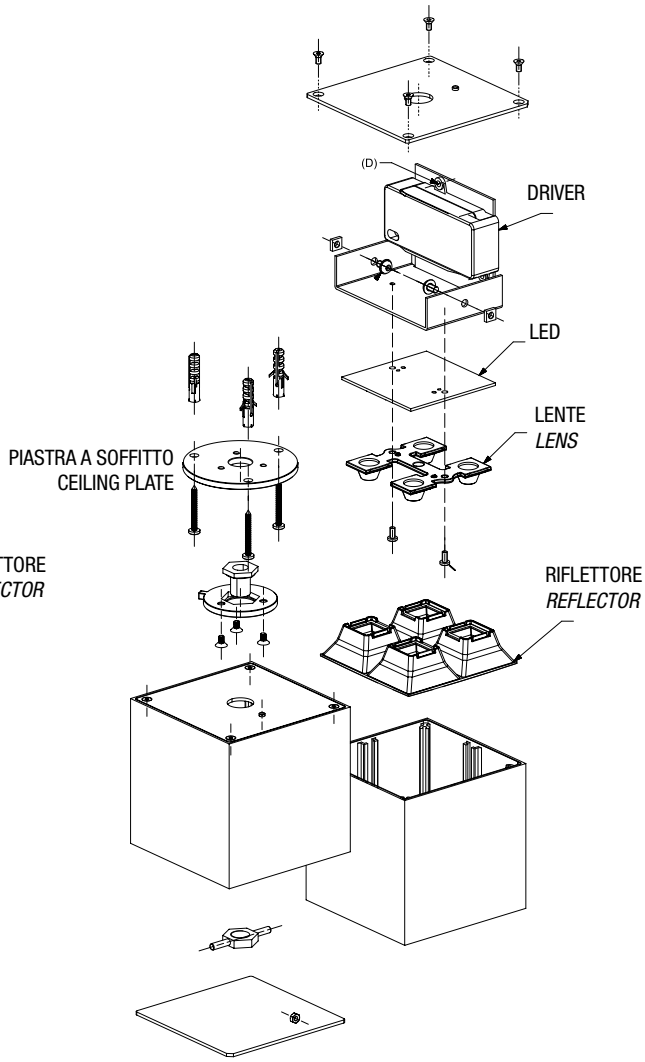

C

LED Equal 4 C montaggio a soffitto
LED Equal 4 C ceiling mount

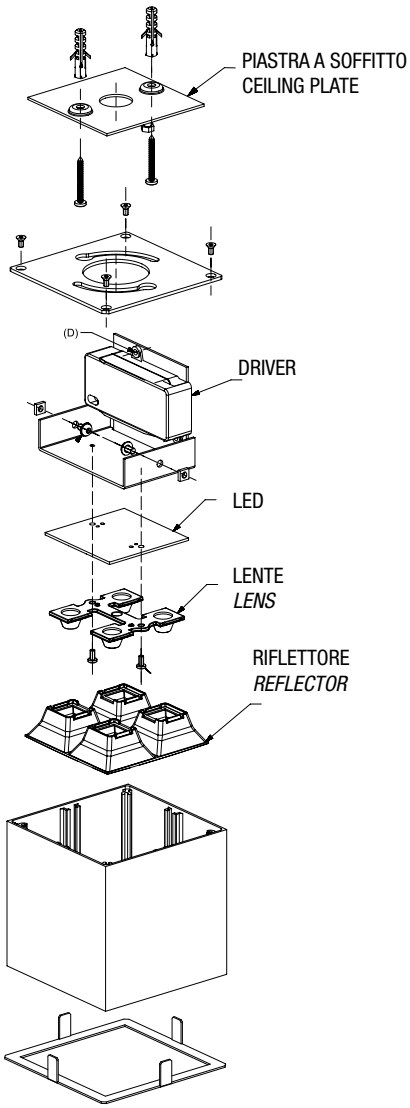

LED Ardito

Downlights progettati per illuminare spazi commerciali (supermercati, grandi magazzini, retail, ecc.), uffici e qualsiasi ambiente dove è necessaria un'illuminazione generale e d'accento.

Installazione: ad incasso in controsoffitti di cartongesso (completo di staffe di fissaggio).

Corpo: in lamiera di acciaio, verniciata con polvere termoindurente poliestere.

Staffe di fissaggio: in acciaio.

Verniciatura: di tipo poliestere eseguita a polvere. Colore bianco RAL 9010

Ottica: parabola in alluminio semi concentrante 60°.

Schermo: in policarbonato semi-opale.

Temperatura di colore: 3000K - 4000K. 3CCT.

Driver: multipotenza (non incluso) 17 con selezione del dip switch per scegliere la tensione in uscita. Fattore di potenza ≥0,95.

Conforme alla norma: EN60598-1, RG0 nessun rischio fotobiologico ai fini della norma EN62471.

Led: SAMSUNG mantenimento del flusso luminoso minimo al 80%: L80B20>50.000h.

Prodotto conforme alle direttive: CAM

Downlights designed to light up retail spaces (supermarkets, department stores, shops, etc.), offices and any other place that requires general and spot lighting.

Installation: *recessed use in plasterboard false ceilings (complete with fixing brackets).*

Body: *made of sheet steel, painted with polyester thermosetting powder.*

Fixing brackets: *made by steel.*

Coating: *coated with powdered polyester. RAL 9010 white color.*

Optic: *60°semi-diffused aluminum parabola 0°semi-clumping.*

Shield: *in semi-opal polycarbonate.*

Color temperature: *3000K - 4000K. 3CCT.*

Driver: *multipower (not included) 17 with dip switch to choose the output voltage. Power factor ≥0,95.*

According to standard: *EN60598-1, RG0 exempt from photo-biological risks in compliance with standard EN62471.*

Led: SAMSUNG *maintenance of minimum luminous flux to 80%: L80B20>50.000h.*

Product compliant with directives: CAM





UGR Indice di abbagliamento - *Unified Glare Rating*

UGR	Classificazione valori UGR in funzione delle applicazioni. *UGR value classification based on application.*
≤ 16	**Applicazioni molto impegnative** (disegni tecnici, lavoro a videoterminale). ***Highly demanding applications*** *(technical drawings, working with video display terminals).*
≤ 19	**Uffici e scuole** (lettura, scrittura, riunioni). ***Offices and schools*** *(reading, writing, meetings).*
≤ 22	Applicazioni industriali, artigianato. *Industrial, artisanal applications.*
>28	Abbagliamento elevato. *High glare.*

L'UGR è l'indicatore dell'abbagliamento diretto derivante dall'impianto di illuminazione. La norma Europea per l'illuminazione dei posti di lavoro in interni **UNI-EN12464-1** richiede un valore UGR specifico per ogni applicazione, compreso tra 10 e 30. Più è basso il valore, minore è l'abbagliamento.

UGR is the indicator to assess the direct glare coming from a lighting system. The ***UNI-EN12464-1*** *European standard for lighting indoor workplaces requires a specific UGR value for every application, ranging between 10 and 30. The lower the value, the lower the glare.*

A richiesta
On demand

WIRELESS | Bluetooth | EMERGENCY

IP20 IK06
IP44 IK06

LED Ardito 150



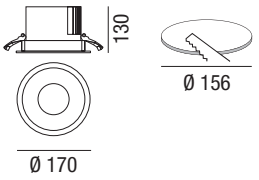

WET | TOILET | RETAIL | MARKET | SCHOOL 1+1=2 ABC | HOTEL | HOSPITAL | OFFICE | GYM

DRIVER NOT INCLUDED
MULTIPOWER

CRI 90

RG0

IECEE

LED Ardito 150 - 3CCT NEW

colour	W max	mA max		K			Lm output	pcs	Kg	S+L
B	30	700	60°	3000	4000	6000	max 3000	001	1.70	24320/150-

LED Ardito 200



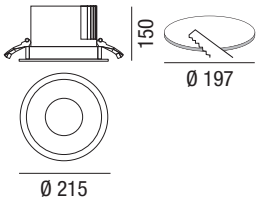

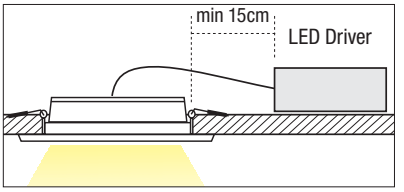

colour	W max	mA max		K	Lm output	pcs	Kg	S+L
B	30	700	60°	3000	max 3000	001	1.70	24319/200/B
B	30	700	60°	4000	max 3000	001	1.70	24320/200/B

LED Ardito 200 - 3CCT NEW

B	30	700	60°	3000	4000	6000	max 3000	001	1.70	24320/200-

Tabella di scelta potenza driver LED (non incluso) - *LED Power supply table choice (not included)*

RoHS compliance | F | M | M | equiv. SELV | EMC 300MHz | IP20 | PFC | VDT

LED driver multipower



RN8167 - ON-OFF Taratura max 700mA
RN8166 - DALI2 PUSH - Taratura max 700mA

Fornito di dip switch per la selezione della corrente in uscita. Il driver non è incluso nella confezione ed è normalmente settato al minimo. Se necessario è possibile aumentare la potenza e di conseguenza i lumen output senza superare i 700mA.

Equipped with dip switch for selecting the current output. *The driver is not included inside the package and is normally set to minimum. If necessary it is possible to increase the power and consequently the lumen output without exceeding 700mA.*

Taratura *Dip-switch*	Potenza *Power*	Lm Output
mA	Watt	Lm
500	21	2100
600	25	2500
650	27	2700
700	30	3000



Cod. RP0714CP3 - AUTOTEST
L195x P55x H42
Kit emergenza 3W - 3h/12% 180÷250 Vac
180÷250 Vac - 3h/12% - 3W emergency kit



Cod. 65151LED80CP3
L240x P59x H40
Kit emergenza 3W - 3h/12% 180÷250 Vac
180÷250 Vac - 3h/12% - 3W emergency kit

60°

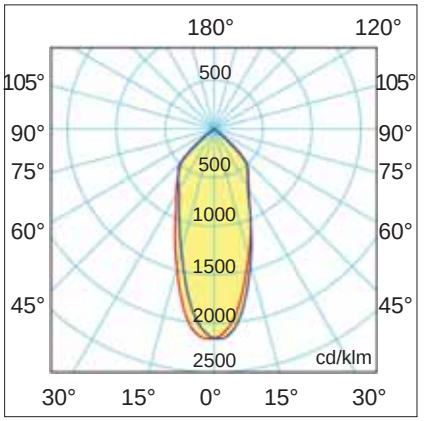

Recessed

LED Bazar

A RICHIESTA
ON DEMAND

Bluetooth | WIRELESS | EMER

Apparecchi ad incasso progettati per illuminare aree comuni, corridoi, laboratori, sale riunioni, uffici e qualsiasi ambiente dove è necessaria un'illuminazione con ridotti livelli di abbagliamento.
Installazione: ad incasso per controsoffitti in cartongesso (completo di staffe di fissaggio).
Corpo e telaio: in lamiera di acciaio con faretti orientabili e basculanti.
Staffe di fissaggio: in acciaio nichelato.
Verniciatura: di tipo poliestere eseguita a polvere. Colore bianco RAL 9010
Ottica: parabola in alluminio diffondente.
Temperatura di colore: 3000K - 4000K.
Driver multipotenza: incluso.
Fattore di potenza ≥0,95.
Conforme alla norma: EN60598-1, RG0 nessun rischio fotobiologico ai fini della norma EN62471.
Led: SAMSUNG mantenimento del flusso luminoso minimo al 80%: L80B20>50.000h.

Recessed downlights designed to light up common areas, corridors, laboratories, meeting rooms, offices and any other place that requires diffused lighting with no glare effect.
***Installation:** recessed use in plasterboard false ceilings (complete with fixing brackets)*
***Body and frame:** in sheet steel with adjustable and tilting spotlights.*
***Fixing brackets:** made by galvanized steel.*
***Coating:** coated with powdered polyester. RAL 9010 white color.*
***Optic:** semi-diffused.*
***Color temperature:** 3000K - 4000K.*
***Driver multipower:** included.*
Power factor ≥0,95.
***According to standard:** EN60598-1, RG0 exempt from photo-biological risks in compliance with standard EN62471.*
***Led:** SAMSUNG maintenance of minimum luminous flux to 80%: L80B20>50.000h.*



LED Bazar 1X25 - 1X40



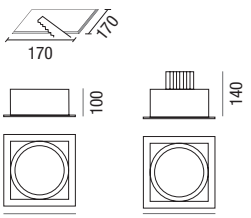

1x25 **1x40**

	colour	W max*	K	Lm output		on demand	pcs	Kg	CELL
	B	**25**	3000	2750	40°	25° - 60°	10	1.50	BZ125403K
DALI 2	B	**25**	3000	2750	40°	25° - 60°	10	1.50	BZ125403KDA
	B	**25**	4000	2750	40°	25° - 60°	10	1.50	BZ125404K
DALI 2	B	**25**	4000	2750	40°	25° - 60°	10	1.50	BZ125404KDA
	B	**40**	3000	4400	40°	25° - 60°	10	1.50	BZ140403K
DALI 2	B	**40**	3000	4400	40°	25° - 60°	10	1.50	BZ140403KDA
	B	**40**	4000	4400	40°	25° - 60°	10	1.50	BZ140404K
DALI 2	B	**40**	4000	4400	40°	25° - 60°	10	1.50	BZ140404KDA

*Driver multipotenza incluso, è possibile se necessario, ridurre i Lm Output.
Multipower driver included, it is possible if necessary, to reduce the Lm Output.

40° Ottica Semi diffondente
Optics: Semi diffusing

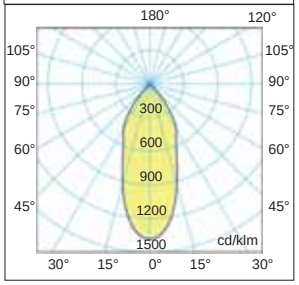

A richiesta - *On request*

25° Ottica: Concentrante
Optics: Concentrating

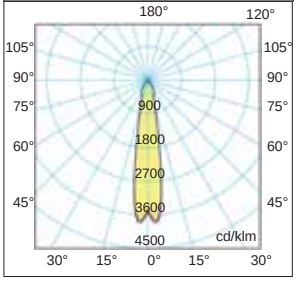

60° Ottica: diffondente
Optics: diffusing

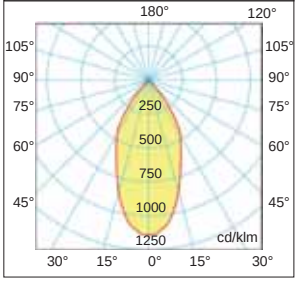



Cod. 65151LED80CP3
Kit emergenza 3W -3h/12% 180÷250 Vac
180÷250 Vac - 3h/12% emergency kit 3W

220 240V | 50/60 Hz | IK07 | IP20 | CRI 90 | +40 C° -20 | 850° | DRIVER INCLUDED MULTIPOWER | RG0

RETAIL | MARKET | SCHOOL 1+1=2 ABC | HOTEL | HOSPITAL | OFFICE UGR<16 | GYM | FLICKER FREE



LED Bazar 2x25 -2X40



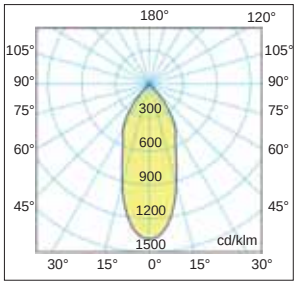

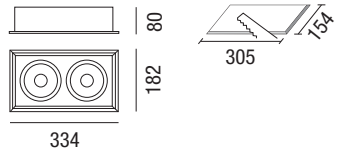

2x25

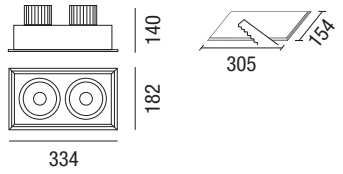

2x40

colour		W max*		on demand	lm output	K	pcs	Kg	CELL
	B	**2x25**	40°	25° - 60°	max 5000	3000	001	2	BZ225403K
DALI 2	B	**2x25**	40°	25° - 60°	max 5000	3000	001	2	BZ225403KDA
	B	**2x25**	40°	25° - 60°	max 5000	4000	001	2	BZ225404K
DALI 2	B	**2x25**	40°	25° - 60°	max 5000	4000	001	2	BZ225404KDA
	B	**2x40**	40°	25° - 60°	max 8000	3000	001	2,5	BZ240403K
DALI 2	B	**2x40**	40°	25° - 60°	max 8000	3000	001	2,5	BZ240403KDA
	B	**2x40**	40°	25° - 60°	max 8000	4000	001	2,5	BZ240404K
DALI 2	B	**2x40**	40°	25° - 60°	max 8000	4000	001	2,5	BZ240404KDA

*Driver multipotenza incluso, è possibile se necessario, ridurre i Lm Output.
Multipower driver included, it is possible if necessary, to reduce the Lm Output.

Driver LED incluso - *Included LED Power supply*

CE | RoHS compliance | F | M | M | equiv. SELV | EMC 300MHz | IP20 | PFC | VDT



EN 17

Fornito di dip switch per la selezione della corrente in uscita. Se necessario diminuire (NO AUMENTARE) la potenza e di conseguenza i lumen output.

Equipped with dip switch for selecting the current output. *If necessary, decrease (NO INCREASE) the power and consequently the lumen output..*

Accessorio non incluso - *Not included accessory*

Accessorio cassaforma esterna per montaggio a soffitto, lo spazio è idoneo per alloggiare il Driver compreso con la lampada.

External formwork accessory for ceiling mounting, the space is suitable for housing the Driver included with the lamp.

Cod. CBZ1



Cod. CBZ2



LED Regina R 2CCT

A RICHIESTA
ON DEMAND

WIRELESS

DALI 2



Apparecchi ad incasso progettati per illuminare sale riunioni, uffici, negozi, cucine e qualsiasi ambiente dove è necessaria un'illuminazione potente e direzionabile.

Installazione: ad incasso per controsoffitti in cartongesso (completo di staffe di fissaggio).

Corpo e telaio: in alluminio pressofuso UNI 5076 verniciato con polvere termoindurente. poliestere.

Orientabilità: il corpo è estraibile ed orientabile su due assi, rispettivamente di Z=360°, Y=68°.

Staffe di fissaggio: in alluminio.

Verniciatura: di tipo poliestere eseguita a polvere.
Colore bianco RAL 9010, nero RAL 9005.

Ottica: 40° riflettore in policarbonato.

Schermo: lastra in tecnopolimero trasparente.

Temperatura di colore: 2CCT 3000K e 4000K.

Driver multipotenza: non incluso. Fattore di potenza ≥0,95.

Conforme alla norma: EN60598-1, RG0 nessun rischio fotobiologico ai fini della norma EN62471.

Prodotto conforme alle direttive: CAM

Recessed downlights designed to light up common areas, meeting rooms, offices, shops kitchens, and any other place that requires diffused lighting powerful and directional.

Installation: *recessed use in plasterboard false ceilings (complete with fixing brackets)*

Body and frame: *made by UNI 5076 die-cast aluminum, coated with polyester thermoset powder.*

Adjustablility: *Pull-out light Head pivot through Y=68° , rotates through Z=360°.*

Fixing brackets: *made by aluminum material.*

Coating: *coated with powdered polyester.*
RAL 9010 white color or RAL 9005 black color.

Optic: *40° polycarbonate Reflector.*

Shield: *transparent engineering polymer sheet.*

Color temperature: *2CCT 3000K e 4000K.*

Driver multipower: *not included. Power factor ≥0,95.*

According to standard: *EN60598-1, RG0 exempt from photo-biological risks in compliance with standard EN62471.*

Product compliant with directives: CAM







33-38 Vdc | IK07 | IP20 | CR>90 | +40 C° -20 | CE | III | DRIVER NOT INCLUDED | RG0 | FLICKER FREE

RETAIL | MARKET | SCHOOL 1+1=2 ABC | HOTEL | HOSPITAL | OFFICE | GYM

LED Regina R 2CCT



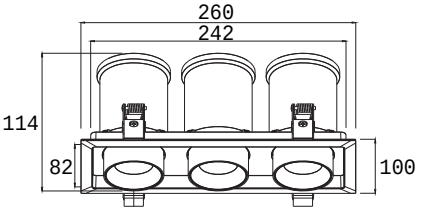

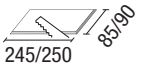

colour	W max	I max	lm output max	K		Pcs	Kg	S+L
N	**3x14 (42)**	3x350 mA	3400	3000	4000	6	1.5	329402CCT
B	**3x14 (42)**	3x350 mA	3400	3000	4000	6	1.5	329412CCT

Ottica semi - diffondente 40°
40° Semi - diffusing optics

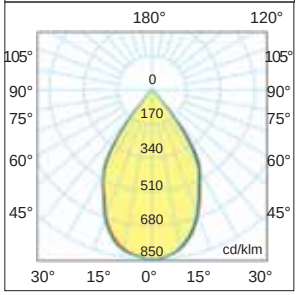

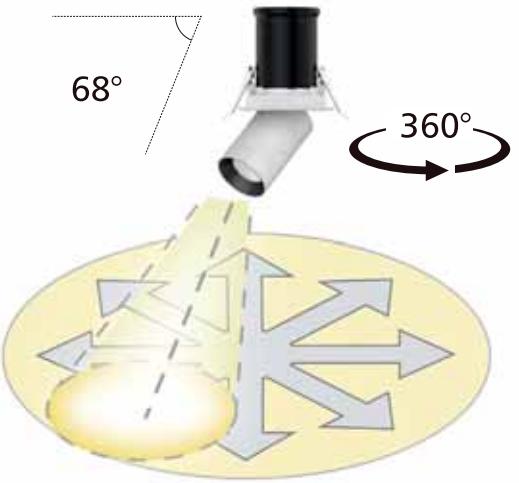



Zubehör nicht im Lieferumfang enthalten - *Accessoires non compris*



LED driver multipower
3X - RN8167 350mA (ON-OFF)
3X - RN9152 350mA (ON-OFF)
3X - RN8166 350mA DALI 2 PUSH



Cod. 65151LED80CP3
Kit emergenza 3W - 3h/12% 180÷250 Vac
180÷250 Vac - 3h/12% - 3W emergency kit

Cod. RP0714CP3 - AUTOTEST
Kit emergenza 3W - 3h/12% 180÷250 Vac
180÷250 Vac - 3h/12% - 3W emergency kit

Tabella di scelta potenza driver LED - *LED Power supply table choice*

CE | RoHS compliance | F | M | M | equiv. SELV | EMC 300MHz | IP20 | PFC | VDT



Fornito di dip switch per la selezione della corrente in uscita. Il driver incluso nella confezione.
Equipped with dip switch for selecting the current output. *The driver included inside the package.*

Taratura *Dip-switch*	Potenza *Power*	Lm Output
mA	Watt	Lm
3x250	3x11	3300
3x350	3x16	4200

LED Otto IP44

A RICHIESTA
ON DEMAND



Otto LED 3 lampade in una!
Apparecchi da incasso progettati per illuminare aree comuni, corridoi, laboratori, sale riunioni, uffici e qualsiasi ambiente dove è necessaria un'illuminazione diffusa. La struttura del faretto è a base tonda, ideale per sostituire apparecchi con sorgenti fluorescenti compatte.
Installazione: ad incasso in controsoffitti di cartongesso (completo di staffe di fissaggio).
Corpo e telaio LED Otto T3 - T4 - T5: in tecnopolimero ad alta resistenza.
Staffe di fissaggio e viteria: in acciaio.
Verniciatura: di tipo poliestere eseguita a polvere. Colore bianco RAL 9010.
Ottica: diffondente.
Schermo: in lastra tecnopolimero opale.
Temperatura di colore: LED Otto T3 e T4 con possibilità di scelta tra tre diverse temperature di colore, bianco caldo, bianco neutro o bianco freddo (3CCT).
LED Otto T5 3000K o 4000K.
Driver: incluso.
Conforme alla norma: EN60598-1, RG0 nessun rischio fotobiologico ai fini della norma EN62471.

Otto LED 3 lamps in one!
Recessed downlights designed to light up common areas, corridors, laboratories, meeting rooms, offices and any other place that requires diffused lighting. The luminaire structure is round, ideal to replace fixtures with compact fluorescent lamps.
***Installation:** recessed use in plasterboard false ceilings (complete with fixing brackets).*
***LED Otto T3 - T4 - T5 body and frame:** made by engineering polymer with high resistance.*
***Fixing brackets and screws:** made by steel.*
***Coating:** coated with powdered polyester. RAL 9010 white color.*
***Optic:** diffused.*
***Shield:** opal engineering polymer sheet.*
***Color temperature:** LED Otto T3 and T4 with the possibility of choosing between three different color temperatures, warm white, neutral white or cold white (3CCT).*
LED Otto T5 3000K or 4000K.
***Driver:** included.*
***According to standard:** EN60598-1, RG0 exempt from photo-biological risks in compliance with standard EN62471.*

220 240V | 50/60 Hz | IK07 | IP44 | CRI>80 | +40 C° -20 | 850° | DRIVER INCLUDED | RG0

LED Otto T5 Adjustable



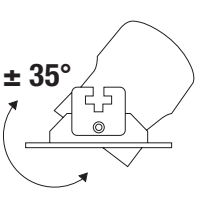

Regolabile / *Adjustable*

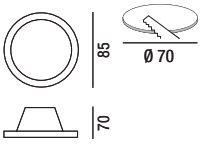

FLICKER FREE

colour		W		lm output	K	pcs	Kg	CELL
	B	9	38°	990	3000	001	0.33	24922/3000
	B	9	38°	990	4000	001	0.33	24922

220 240V | 50/60 Hz | IK07 | IP44 | CRI>80 | +40 C° -20 | 850° | CE | DRIVER INCLUDED | RGO

RETAIL | MARKET | SCHOOL 1+1=2 ABC | HOTEL | HOSPITAL | OFFICE | GYM | TOILET | WET | FLICKER FREE

LED Otto T3



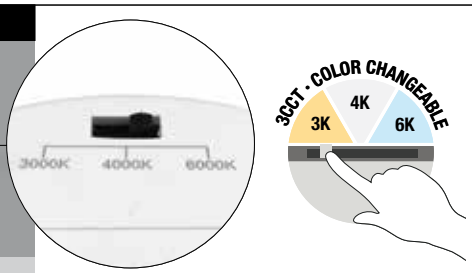

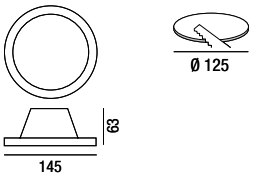

colour	W		lm output	K			pcs	Kg	CELL
B	12	100°	1320	3000	4000	6000	001	0.30	25923/3-4-6K

LED Otto T4



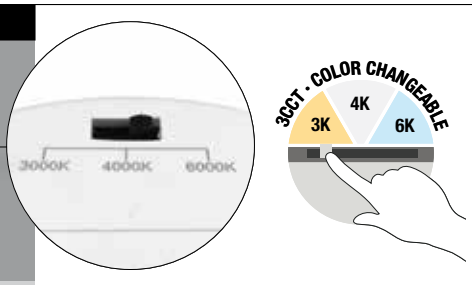

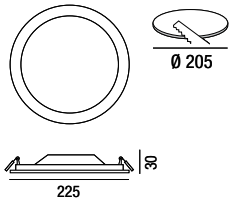

colour	W		lm output	K			pcs	Kg	CELL
B	25	100°	2750	3000	4000	6000	001	0.40	25924/3-4-6K

Accessori non inclusi - Not included accessories

Otto LED T4 accessorio per plafone
Otto LED T4 ceiling accessory

Colour	pcs	H. mm	Ø mm	Code
B	001	33	230	25924/PL



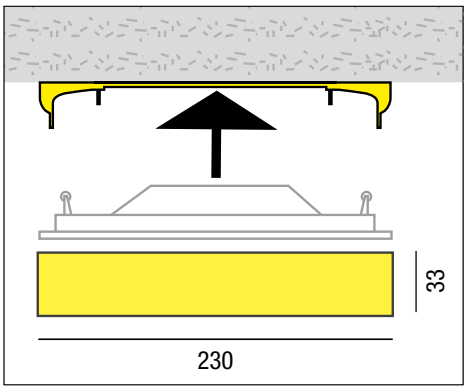



Kit d'emergenza
Emergency kit

LED Otto T3
Cod. 65151LED80CP3
Kit emergenza 3W - 3h/12% 180÷250 Vac
180÷250 Vac - 3h/12% - 3W emergency kit

LED Otto T4+T5
Cod. RP0714/OTTO + 00PB0530-N / AUTOTEST
Kit emergenza 3W - 3h/12% 180÷250 Vac
180÷250 Vac - 3h/12% - 3W emergency kit

65151LED80CP3



RP0714/OTTO + 00PB0530-N
AUTOTEST



LED Nove C-R IP44

A RICHIESTA
ON DEMAND

EMER Vedi/See Catalogue Components



LED Nove 6 lampade in una!
Plafoniere da incasso o plafone "Super Slim" 3CCT con possibilità di scelta tra tre differenti potenze, progettate per illuminare aree comuni, corridoi, laboratori, sale riunioni, uffici e qualsiasi ambiente dove è necessaria un'illuminazione diffusa. La struttura dei faretti è a base tonda, in 3 misure, ideali per sostituire apparecchi con sorgenti fluorescenti compatte, fornito di staffe scorrevoli in acciaio con molle che si adattano a fori già esistenti da da Ø65 a Ø310mm.
Installazione: a plafone, incasso in controsoffitti di cartongesso (complete di staffe di fissaggio che si adattano a fori di diversi diametri da Ø65 a Ø310mm) e sospensione con accessori inclusi.
Corpo e telaio: in tecnopolimero ad alta resistenza.
Staffe di fissaggio e viteria: in acciaio.
Verniciatura: di tipo poliestere eseguita a polvere. Colore bianco RAL 9010.
Ottica: diffondente.
Schermo: in lastra tecnopolimero opale.
Cornici: in metallo, magnetiche di colore Bianco, Nero, Nikel (da ordinare a parte).
Temperatura di colore: con possibilità di scelta tra tre diverse temperature di colore, bianco caldo, bianco neutro o bianco freddo.
Driver: incluso.
Conforme alla norma: EN60598-1, RG0 nessun rischio fotobiologico ai fini della norma EN62471.

LED Nove 6 lamps in one!
3CCT "Super Slim" recessed or surface-mounted ceiling lights with the possibility of choosing between three different powers, designed to illuminate common areas, corridors, laboratories, meeting rooms, offices and any environment where diffused lighting is required.
The structure of the spotlight has a round base, ideal for replacing fixtures with compact fluorescent sources, supplied with sliding steel brackets with springs that adapt to existing holes from Ø65 to Ø310mm.
***Installation:** surface mounted, recessed in plasterboard false ceilings (complete with fixing brackets that adapt to holes of different diameters from Ø65 to Ø310mm) and suspended with accessories included.*
Body and frame: in high resistance technopolymer.
***Fixing brackets and screws:** in steel.*
***Painting:** polyester type made with powder. RAL 9010 white colour.*
***Optics:** diffusing.*
***Screen:** in opal technopolymer plate.*
***Frames:** in metal, magnetic in White, Black, Nikel (to be ordered separately).*
***Color temperature:** with the choice of three different color temperatures, warm white, neutral white or cool white.*
***Drivers:** included.*
***Compliant with standard:** EN60598-1, RG0 no photobiological risk for the purposes of standard EN62471.*

soffitto e incasso
ceiling or recessed

Montaggio a soffitto
Surface-mounted

Montaggio ad incasso
Recessed-mounted



Super sottile
Super slim



17 mm

Cornici non incluse
not included Frames



Code: 001Black - Ø 225mm
Code: 002Black - Ø 300mm

Cornice bianca inclusa
White frame included



220 240V | 50/60 Hz | IK07 | IP44 | CRI>80 | +40 C° -20 | 850° | CE | DRIVER INCLUDED MULTIPOWER | RG0

RETAIL | MARKET | SCHOOL 1+1=2 ABC | HOTEL | HOSPITAL | OFFICE | GYM | TOILET | WET | FLICKER FREE

LED Nove C-R 225



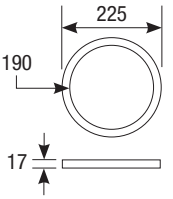

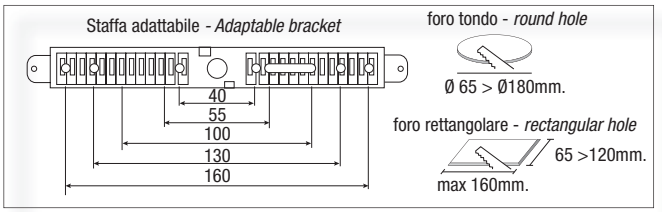

colour	W		lm output		K		pcs	Kg	CELL
B	6 12 18	120°	500 1000 1500	3000	4000	6000	001	0.30	NOVE-18

LED Nove C-R 300





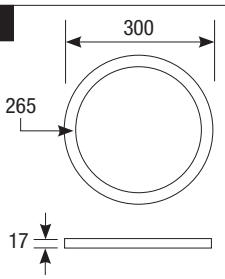

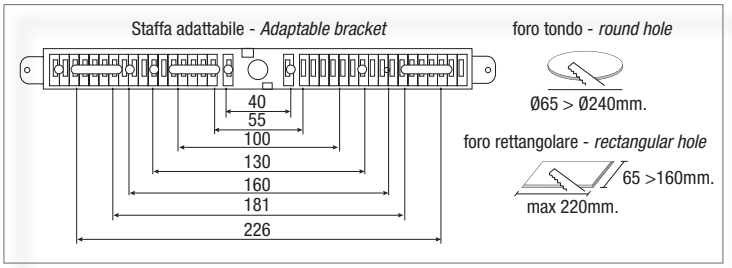

colour	W		lm output		K		pcs	Kg	CELL
B	20 24 28	120°	1600 1920 2380	3000	4000	6000	001	0.45	NOVE-28

Accessori inclusi - Included accessories

Staffe adattabili per fori quadrati
Brackets adaptable for square holes



foro/hole	da/from mm.	a/to mm.
LED Nove C-R 225	65/120	160
LED Nove C-R 300	65/160	220

Staffe adattabili per fori tondi
Brackets adaptable for round holes



foro/hole	da/from mm.	a/to mm.
LED Nove C-R 225	Ø 65	Ø 210
LED Nove C-R 300	Ø 65	Ø 280



Molle scorrevoli
Slidable springs



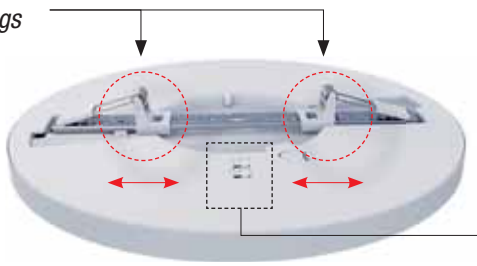

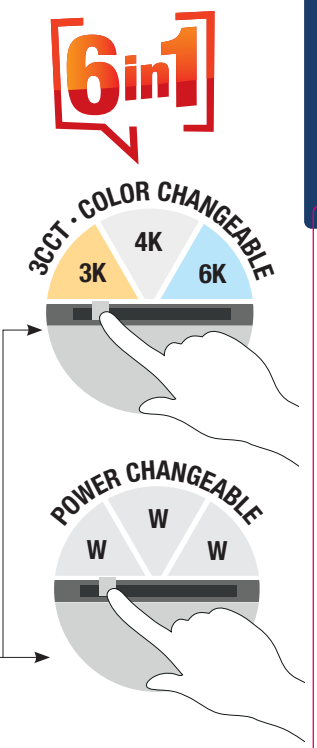

eco series

Recessed



Serie di apparecchi a LED lineari da incasso in diverse misure, dalle dimensioni più compatte per creare giochi di luce di grande effetto a dimensioni più ampie con schermo opale per illuminare in maniera omogenea supermarket, palestre oppure con schermo dark light con UGR<16 per uffici, reception. Facilmente installabile anche in linea continua tramite gli accessori di giunzione (non inclusi). Collegamento rapido con morsetto fast.
Disponibili in vesione DALI, 0-10V.
Installazione: ad incasso.
Corpo: alluminio estruso anodizzato.
Ottica : in policarbonato opale.
Ottica dark Light: parabola in alluminio 99,85, antiriflesso UGR<16 e antiridescente a bassissima luminanza.
Conforme alla norma: EN60598-1, RG0 nessun rischio fotobiologico ai fini della norma EN62471.
Led: PCB con LED **Samsung SMD 3528 o Seoul semiconductor,** mantenimento del flusso luminoso minimo al 80%: L80B20>50.000h.
Driver: non incluso > 50.000 h Fattore di potenza ≥0,95.
Prodotto conforme alle direttive:

Straight LED fixtures with compact dimensions for flush mounting with opal screen, for common areas, offices, reception areas, supermarkets, gyms, which can be easily installed in a continuous line by means of the junction accessories for continuous lines (not included), quick connection with fast terminal. Available in DALI version, 0-10V.
Installation: *recessed.*
Body: *anodised extruded aluminium.*
Optics: *in opal polycarbonate.*
Dark light optics: 99.85 aluminium parabola, antiglare UGR<16 and anti-iridescent, with very low luminance.
Compliant with standard: *EN60598-1, RG0 no photobiological risk for the purposes mentioned in standard EN62471.*
Led: *PCB with LED* ***Samsung SMD 3528*** *or* ***Seoul semiconductor,*** *maintenance of 80% minimum luminous flux: L80B20>50.000h.*
Driver: *not included > 50,000h Power factor ≥0.95.*
Product compliant with directives:

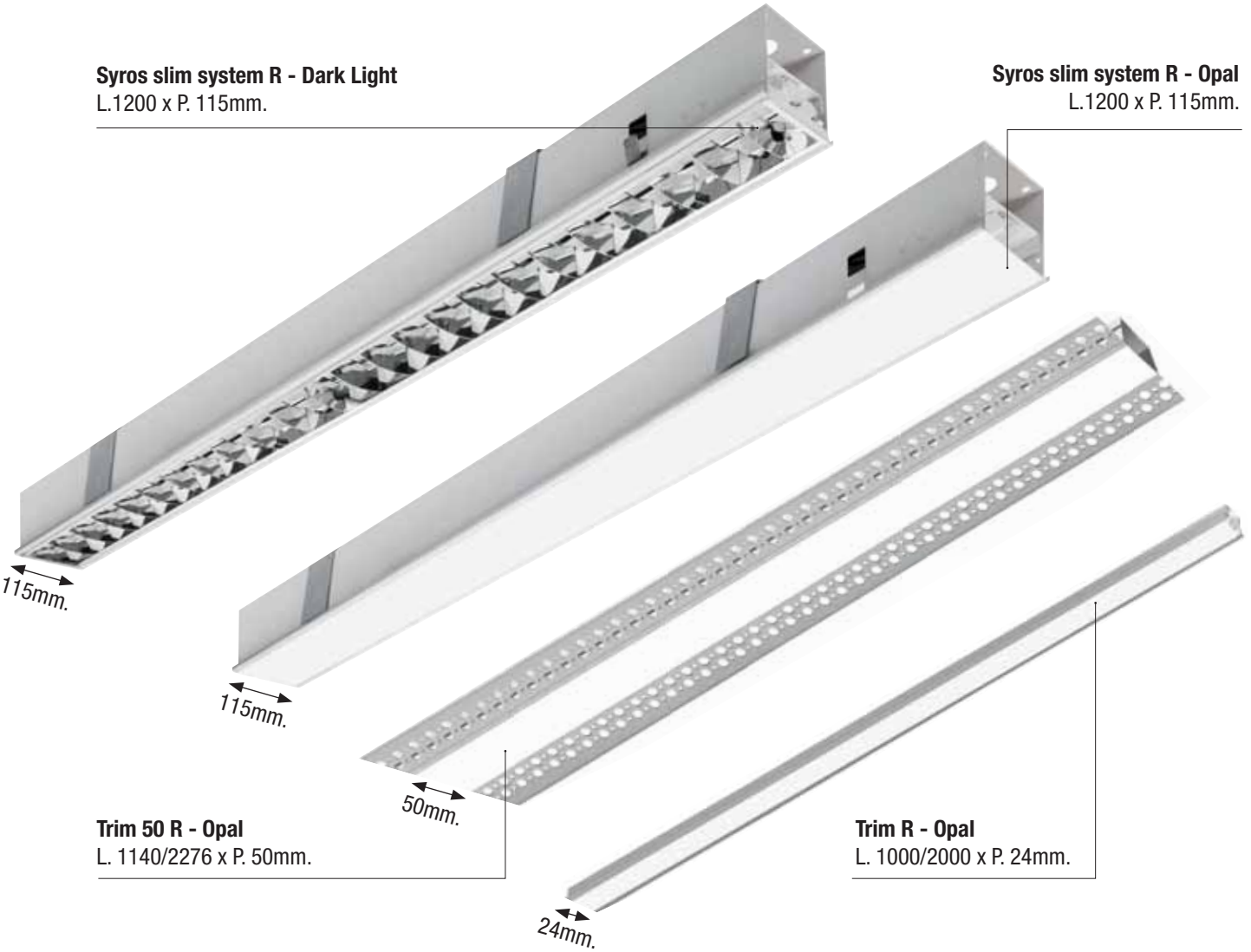

Syros slim system R - Dark Light
L.1200 x P. 115mm.

Syros slim system R - Opal
L.1200 x P. 115mm.

Trim 50 R - Opal
L. 1140/2276 x P. 50mm.

Trim R - Opal
L. 1000/2000 x P. 24mm.

LED Trim R Opal

Apparecchio singolo e fila continua
Single devices and continuous line

A richiesta
On demand

EMERGENCY

IK07 IP40

LED Trim R Opal





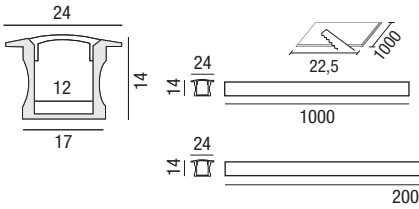

RETAIL MARKET SCHOOL 1+1=2 ABC HOTEL HOSPITAL OFFICE GYM

Ottica diffondente
Diffuser optics

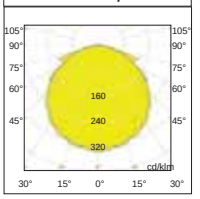

DRIVER NOT INCLUDED

CRI 90

+40 C° -20

RGO

colour	W max	IP	Imax	lm	K	L [mm]	Kg		S+L
S	20	20	900 mA	2300	4000	**1000**	0.185	5 pcs	20070-1/PLUS
S	20	20	900 mA	2300	3000	**1000**	0.185	5 pcs	20070-1/PLUS3
S	40	20	900 mA	4600	4000	**2000**	0.370	5 pcs	20070-2/PLUS
S	40	20	900 mA	4600	3000	**2000**	0.370	5 pcs	20070-2/PLUS3

La confezione include 5 pezzi, il prezzo è riferito ad una singola lampada.
The package includes 5 pieces, the price refers to a single lamp.

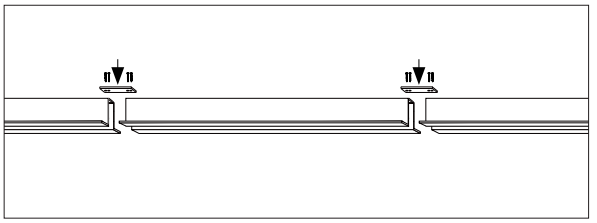

Possibilità di collegamento in linea continua tramite l'accessorio Kit giunto lineare **incluso nella confezione.**

*Possibility of series connection to create a continuous row using the accessory linear joint kit **included in the packaging.***

Esempio applicativo - *Application example*

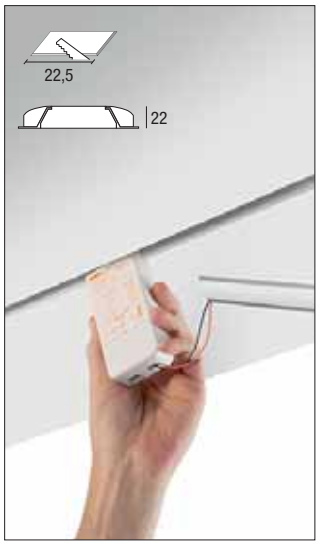









Incluso di: molle di fissaggio in lamiera di acciaio zincata e giunto lineare (2pcs)in lamiera di acciaio zincata, che permette di realizzare una giunzione di due corpi illuminanti in fila continua (fissaggio con viti).

Included: *fixing springs kit in galvanised steel sheet, Linear coupler kit (2 pcs) In galvanised steel sheet, fixing with screws. It allows a junction to be created, of two lighting fixtures in a continuous row.*

Accessori non inclusi - Not included accessories



Cod. RN7136
150-900mA

DRIVER:
DALI 2PUSH

Cod. RN7136DA
150-900mA

Per versione L.1000
For L.1000 version

Per versione L.2000
For L. 2000 version



Cod. 20070/T
Kit tappi di chusura (2pcs)
In materiale termoplastico.

Closure caps kit (2pcs)
Thermoplastic material.

LED Trim 50 R Opal

Apparecchio singolo e fila continua
Single devices and continuous line

A richiesta
On demand

EMERGENCY



IK07 IP40

LED Trim 50 R Opal

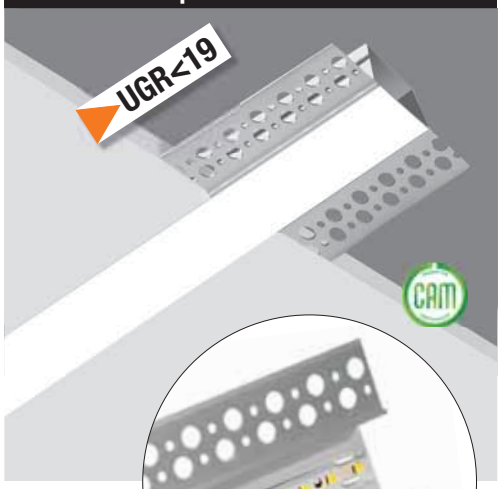

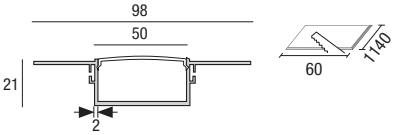

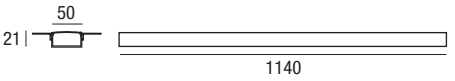

RETAIL MARKET SCHOOL 1+1=2 ABC HOTEL HOSPITAL OFFICE GYM

Ottica diffondente
Diffuser optics

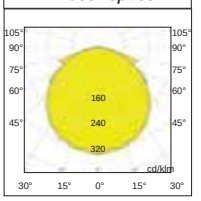

DRIVER NOT INCLUDED

CRI 90

+40 C° -20

RG0

colour	W max	IP	Imax	lm	K	Kg		S+L
S	40	20	950 mA	4600	4000	0.185	5 pcs	20073-5/PLUS
S	40	20	950 mA	4600	3000	0.185	5 pcs	20073-5/PLUS3





Accessori non inclusi - Not included accessories



Cod. RN8167

Cod. RN8166

DALI 2 PUSH



Cod. 20073/C
(2pcs)
Kit giunto lineare a scomparsa
In lamiera di acciaio zincato, fissaggio con viti.

Retractable linear coupler kit
In galvanised steel sheet, fixing with screws.



Cod. 20073/T
(2pcs)
Kit tappi di chiusura
In materiale termoplastico Bianco RAL 9010

Closure caps kit
Thermoplastic material white RAL 9010

Syros slim system R

Apparecchio singolo e fila continua
Single devices and continuous line

A RICHIESTA
ON DEMAND

0-10V | DALI 2 | EMER





Con molle regolabili per l'incasso
With adjustable springs for flush mounting

Coppia di testate in policarbonato bianco con fissaggio a pressione.
Pair of white polycarbonate heads with pressure fixing.

220 240V | 50/60 Hz | IK07 | IP40 | CRI 90 | +40 C° -20 | 850° | CE | DRIVER INCLUDED MULTIPOWER | RG0

RETAIL | MARKET | SCHOOL 1+1=2 ABC | HOTEL | HOSPITAL | OFFICE | GYM | TOILET

Syros slim system R - Dark light



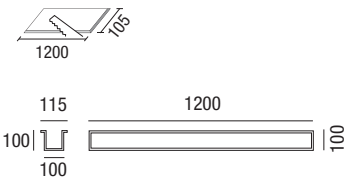



Ottica dark light
Dark-light optics

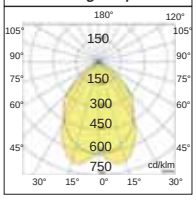

	colour	W max	Vac	lm output	lm/W	K	pcs/ pallets	Kg	CELL
	B	40	220-240	5100	127	4000	60	4.50	25933/SL
DALI 2PUSH	B	40	220-240	5100	125	4000	60	4.50	25933/SL/DALI
	B	60	220-240	7200	120	4000	60	4.50	25934/SL
DALI 2PUSH	B	60	220-240	7200	120	4000	60	4.50	25934/SL/DALI

EMERGENCY Per lampade cablate in emergenza (aggiungere **/EM** dopo il codice) sovrapprezzo del 20%.
For wired emergency lights (add /EM after the code) 20% extra charge.

Syros slim system R - Opal



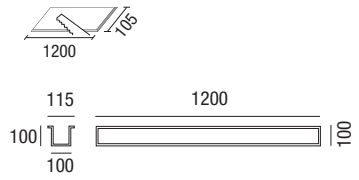



Ottica diffondente
Diffusing optics

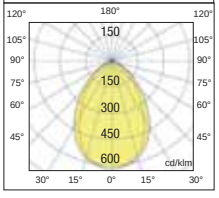

	colour	W max	Vac	lm output	lm/W	K	pcs/ pallets	Kg	CELL
	B	40	220-240	5100	127	4000	60	4.50	25940/SL
DALI 2PUSH	B	40	220-240	5100	125	4000	60	4.50	25940/SL/DALI
	B	60	220-240	7200	120	4000	60	4.50	25942/SL
DALI 2PUSH	B	60	220-240	7200	120	4000	60	4.50	25942/SL/DALI

EMERGENCY Per lampade cablate in emergenza (aggiungere **/EM** dopo il codice) sovrapprezzo del 20%.
For wired emergency lights (add /EM after the code) 20% extra charge.

Syros slim system R installazione - *installation*

3S Syros slim system R - Incasso / recessed

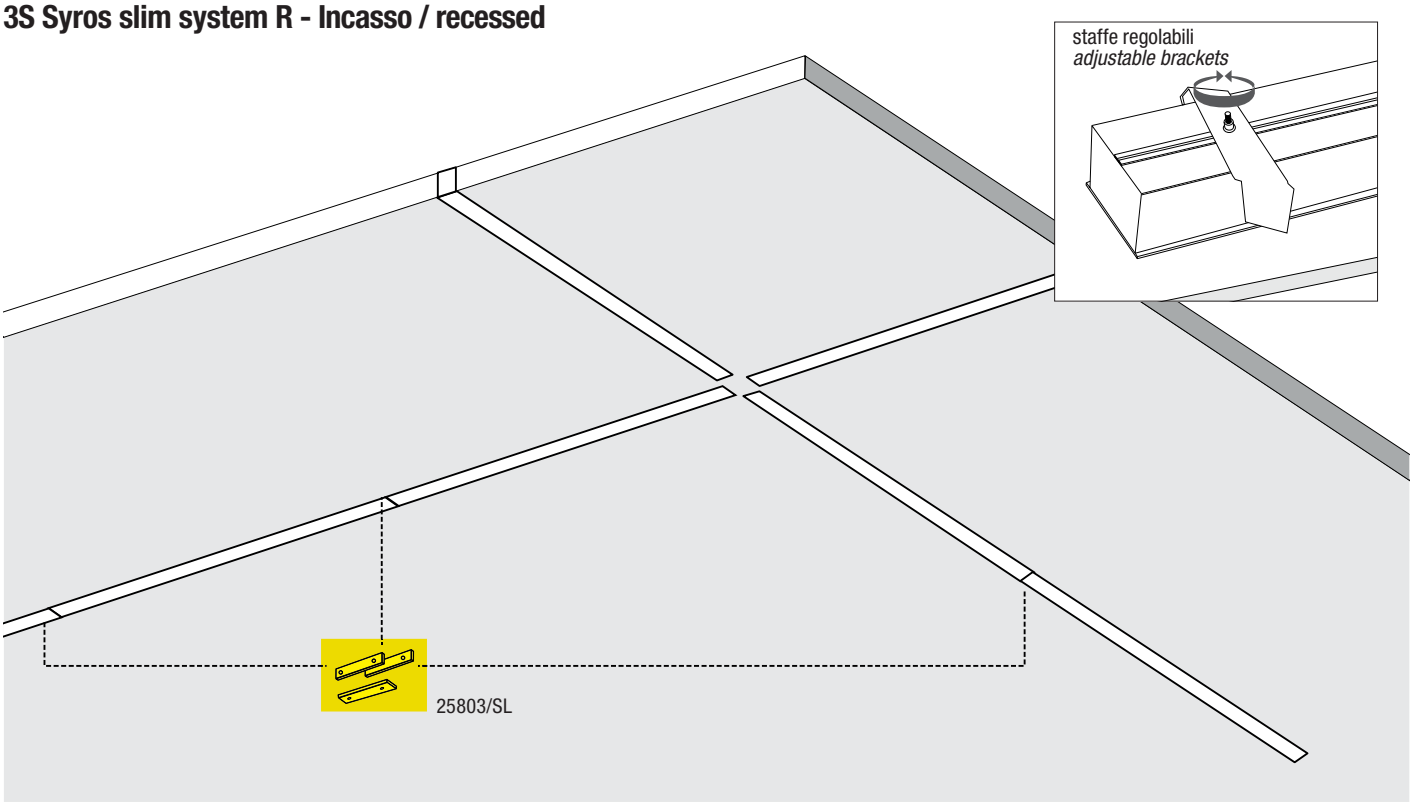

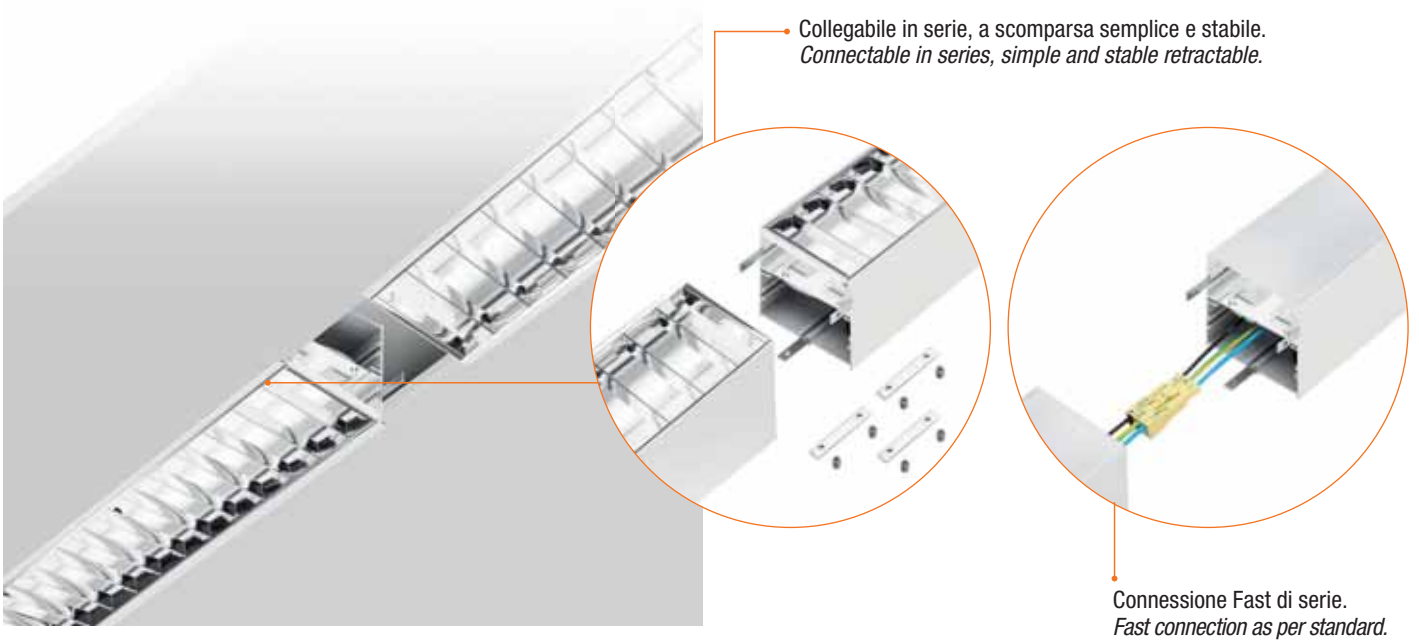

Accessori non inclusi - Not included accessories





Cod. 25803/SL
Kit giunto lineare a scomparsa (3pcs)
In lamiera di acciaio zincato, fissaggio con viti.

Retractable linear coupler kit (3pcs)
In galvanised steel sheet, fixing with screws.

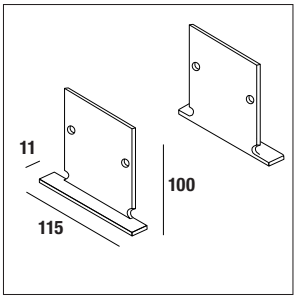

Cod. 25804/Endcaps
Testate terminali (2pcs)
In lamiera di acciaio zincato, fissaggio con viti.

End caps (2pcs)
In galvanised steel sheet, fixing with screws.





Creta R

A RICHIESTA
ON DEMAND

Apparecchio a LED **UGR<19** per un elevato confort visivo con un bassissimo indice di abbagliamento, in sostituzione retrofit di lampade fluorescenti installate su controsoffitti a doghe o su cartongesso. Ideale laddove è richiesta un'illuminazione con livelli di abbagliamento minimi come uffici ed Enti pubblici. Il bassissimo consumo energetico e le contenute temperature garantiscono una lunga durata al prodotto. L'utilizzo della tecnologia LED garantisce una resa luminosa elevata in relazione al consumo di energia, annullando completamente i costi di manutenzione.
Installazione: retrofit su doghe in metallo o cartongesso, con elementi di giunzione per linee continue e accessori a richiesta, per angoli a "L" "X" e "T".
Corpo: in alluminio verniciato bianco RAL 9003.
Ottica: diffusore in policarbonato opale o prismato UGR 20.
Temperatura di colore: warm white 3000K o natural white 4000K.
Driver multipotenza : non incluso.
Possibilità di variare la potenza (Lm) tramite DIP. Fattore di potenza ≥0,95 .
Conforme alla norma: EN60598-1, RG0 nessun rischio fotobiologico ai fini della norma EN62471.
Led: SMD Mantenimento del flusso luminoso minimo al 80%: L80B20>50.000h.

*LED fixture with **UGR<19** for high visual comfort with a very low glare index, replacing retrofit of fluorescent lamps installed on strip of slats aluminum or plasterboard. Ideal where light is required with minimal glare levels such as offices and public buildings. Very low energy consumption and low temperatures guarantee a long product life. LED technology guarantees high light output in relation to energy consumption, completely eliminating maintenance costs.*
***Installation:** retrofit for fluorescent lamps on slats aluminum or plasterboard, with junction elements for continuous lines and accessories on request, for "L" "X" and "T" corners.*
***Body:** in white painted aluminum RAL 9003.*
***Optic:** diffuser in opal or prismatic polycarbonate UGR 20.*
***Color temperature:** warm white 3000K o natural white 4000K.*
***Multipower driver :** not included.*
With possibility of decreasing power (Lm) by means of DIP switch. Power factor ≥0.95.
***According to standard:** EN60598-1, RG0 no photobiological risk for the purposes mentioned in standard EN62471.*
***Led: SMD** Maintenance of 80% minimum luminous flux: L80B20>50.000h.*



Ottica diffondente
Diffusing optics

IK07 IP40 CRI 90 +40 C° -20 650° DRIVER NOT INCLUDED MULTIPOWER RG0

RETAIL MARKET SCHOOL 1+1=2 ABC HOTEL HOSPITAL OFFICE GYM TOILET WET

Creta R600 - 1200



Senza **Testate terminali** / *Without* ***End caps***

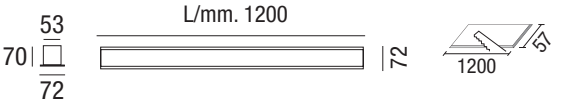

Con **Testate terminali** / *With* ***End caps***

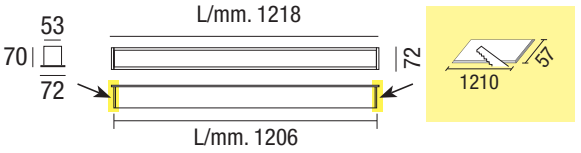

A richiesta ***On request***

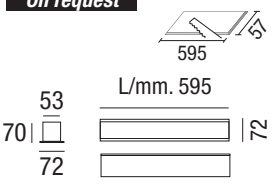

220-240 Vac - 350mA - 130 lm/W

W max	lm output	K	S+L
15	1950	3000	25889/603K
15	1950	4000	25889/604K

colour	W max	mA max	Vac	lm output	lm/W	K	L [mm]	Kg	S+L
B	27	700	220-240	3900	130	3000	**1200**	4.40	25889/1203K
B	27	700	220-240	3900	130	4000	**1200**	4.40	25889/1204K

Accessori non inclusi - Not included accessories

CE RoHS compliance F M M equiv. SELV EMC 300MHz IP20 PFC VDT



LED driver multipower

RN8167 - max 700mA 1200 mm
RN8166 - max 700mA (DALI2 PUSH) 1200 mm
RN8167 - max 350mA 600 mm
RN8166 - max 350mA (DALI2 PUSH) 600 mm

dip switch 1200 mm	Potenza *Power*	Lm Output
mA	Watt	Lm
350	15	1950
400	17	2210
450	19	2470
500	21	2730
550	23	2990
600	25	3250
650	27	3510
700	30	3900

Fornito di dip switch per la selezione della corrente in uscita. Il driver non è incluso nella confezione ed è normalmente settato al minimo. Se necessario è possibile aumentare la potenza e di conseguenza i lumen output senza superare i 700mA.

Equipped with dip switch for selecting the current output. *The driver is not included inside the package and is normally set to minimum. If necessary it is possible to increase the power and consequently the lumen output without exceeding 700mA.*

Cod. 65151LED80CP3



Cod. RP0714CP3 **AUTOTEST**



Cod. 65151LED80CP3
L240x P59x H40
Kit emergenza 3W - 3h/12% 180÷250 Vac
180÷250 Vac - 3h/12% - 3W emergency kit

Cod. RP0714CP3 - AUTOTEST
L195x P55x H42
Kit emergenza 3W - 3h/12% 180÷250 Vac
180÷250 Vac - 3h/12% - 3W emergency kit

Accessori non inclusi - Not included accessories

Cod. LSXXXXSPJT
Kit di giunzione scomparsa (2pcs)
In lamiera di acciaio zincato, fissaggio con viti.

splicing kit (2pcs)
In galvanised steel sheet, fixing with screws.





Cod. 7270S-L
Kit congiunzione a L non luminoso
L-shaped connection kit not bright



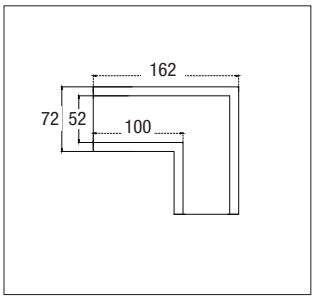

Cod. 7270S-T
Kit congiunzione a T non luminoso
T-shaped connection kit not bright



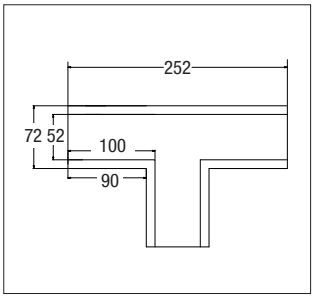

Cod. 7270S-X
Kit congiunzione a X non luminoso
X-shaped connection kit not bright



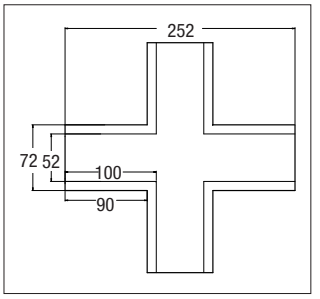

Cod. LS7270S002
Testate terminali (2pcs)
End caps (2pcs)



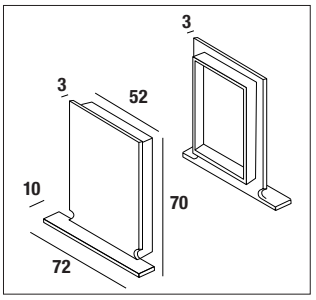

Cod. LS7270S/M
Clip a molla per cartongesso e doghe in alluminio (3pcs)
Spring clip for plasterboard and aluminum slats (3pcs)



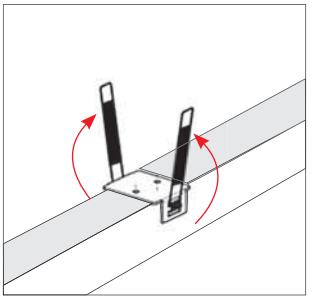

Creta R600 - 1200

installazione su doghe o cartongesso
on strip false ceilings or plasterboard installation

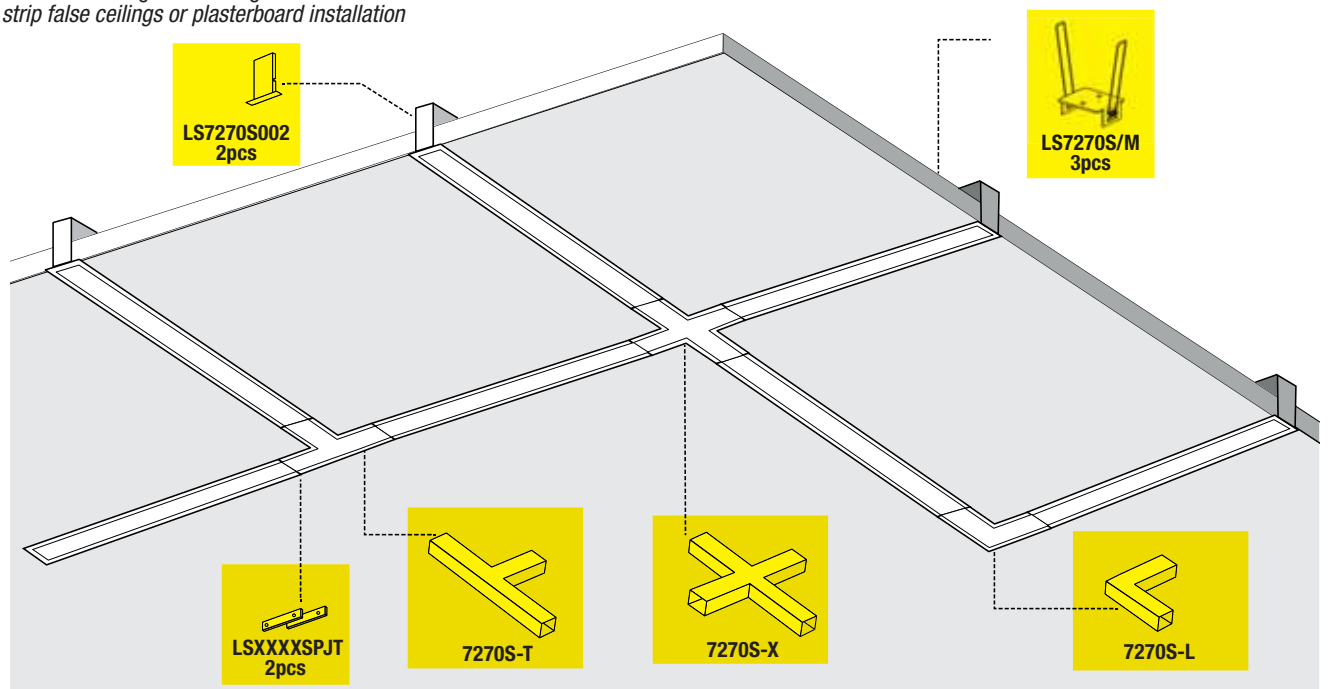

Rodi R-S

A RICHIESTA
ON DEMAND

IK07 | IP40 | CRI 90 | +40 C° -20 | 650° | CE | DRIVER INCLUDED MULTIPOWER | RG0 | EMER

Apparecchio a LED **UGR<17** per un elevato confort visivo con un bassissimo indice di abbagliamento, in sostituzione retrofit di lampade fluorescenti installate su controsoffitti a doghe o su cartongesso. Driver DALI integrato.
Installazione: retrofit su doghe in metallo o cartongesso, sospensione con accessorio non incluso.
Corpo: in alluminio verniciato bianco RAL 9003.
Ottica: diffusore in policarbonato OPALE prismato UGR<17.
Temperatura di colore: warm white 3000K o natural white 4000K.
Conforme alla norma: EN60598-1, RG0 nessun rischio fotobiologico ai fini della norma EN62471.
Led: SMD Mantenimento del flusso luminoso minimo al 80%: L80B20>50.000h.

UGR<17 *LED luminaire for high visual comfort with a very low glare index, as a retrofit replacement for fluorescent lamps installed on slatted false ceilings or on plasterboard. Integrated DALI driver.*
Installation: *retrofit on metal slats or plasterboard, suspension with accessory not included.*
Body: *in RAL 9003 white painted aluminium.*
Optics: *OPAL prismatic polycarbonate diffuser UGR<17.*
Color temperature: *warm white 3000K or natural white 4000K.*
Complies with the standard: *EN60598-1, RG0 no photobiological risk for the purposes of the EN62471 standard.*
LED: *SMD Maintenance of minimum luminous flux at 80%: L80B20>50,000h.*

Rodi with recessed accessories





	colour	W max	Vac	lm output	lm/W	K	Kg	CELL
DALI 2	B	19	220-240	1995	105	3000	5	WD193KDA
DALI 2	B	35	220-240	3675	105	4000	5	WD354KDA

Rodi with suspension accessories

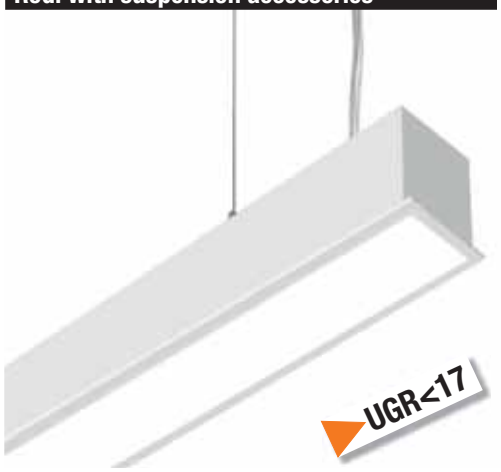



Accessori non inclusi - Not included accessories

Cod. ENCAPSWD
Testate terminali (2pcs)
End caps (2pcs)



Cod. SUSPWD
Kit sospensione max 1,5m (2pcs).
Suspension Kit max 1,5m (2pcs).



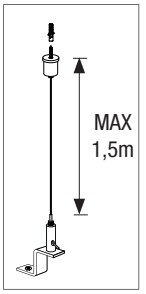

Cod. CLIPSRWD
Clip a molla per cartongesso e doghe in alluminio (4pcs)
Spring clip for plasterboard and aluminum slats (4pcs)



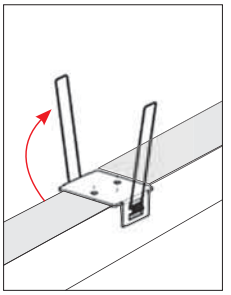

LED Picasso - Quarantotto series

A RICHIESTA
ON DEMAND

WIRELESS

DALI 2



Lo speciale sistema ottico zoomabile rende LED Zoom adatto a diversi tipi di applicazione, il design minimale e snello lo rendono adatto ad abbinarsi ad ogni tipo di stile architettonico.
Disponibile in versione on /off e Dali, consente di risolvere progetti completi anche con sistemi di controllo intelligenti utilizzando un'unica tipologia di prodotto. Un buon design e una buona produzione con buoni materiali e processi garantiscono una lunga durata all'apparecchio rendendolo stabile nel tempo.
Installazione: su binario a 48V. (completo di adattatore)
Corpo e verniciatura: in alluminio pressofuso UNI 5076, verniciato con polvere termoindurente poliestere, colore nero opaco RAL 9005.
Orientabilità: Z=350°, Y=90°
Viteria: in acciaio
Ottica: concentrante e semi concentrante
Temperatura di colore: 3000K; altre temperature di colore a richiesta.
Conforme alla norma: EN60598-1, RG01 nessun rischio fotobiologico ai fini della norma EN62471.
Led: TWF mantenimento del flusso luminoso minimo al 80%: L80B20>50.000h.
Driver: incluso Fattore di potenza ≥0,95.

The special zoomable optical system makes LED Zoom suitable for different types of applications, the minimal and slim design make it suitable for combining with any type of architectural style.
Available in on / off and Dali versions, it allows you to solve complete projects even with intelligent control systems using a single type of product. Good design and good production with good materials and processes guarantee a long life to the appliance making it stable over time.
***Installation:** on 48V tracks (complete with adapter).*
***Body and painting:** made by UNI 5076 die-cast aluminum, coated with polyester thermoset powder, RAL Black 9005.*
***Adjustablility:** Z=350°, Y=90°.*
***Screws:** made by steel.*
***Optic:** clumping and semi-clumping.*
***Color temperature:** 3000K; other color temperatures available on demand.*
***According to standard:** EN60598-1, RG01 exempt from photo-biological risks in compliance with standard EN62471.*
***Led:** TWF maintenance of minimum luminous flux to 80%: L80B20>50.000h.*
***Driver:** included Power factor ≥0,95.*

48V | IK07 | IP20 | CR>90 | +40 C° -20

RETAIL | MARKET | SCHOOL 1+1=2 ABC | HOTEL | HOSPITAL | OFFICE | GYM

48V

ADAPTER INCLUSO
ADAPTER INCLUDED

RG01 | FLICKER FREE

LED Picasso spot - Quarantotto





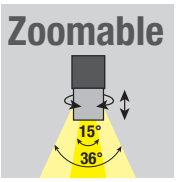

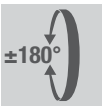



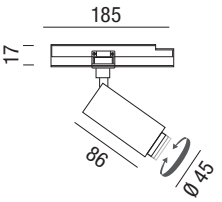

5W - 10W

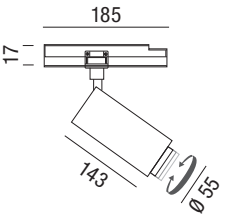

15W - 20W

	colour	W max	lm	K		pcs	Kg	S+L
	N	5	300	3000		001	0,25	48ZOOM3K5W
DALI 2	N	5	300	3000		001	0,30	48ZOOM3K5WD
	N	10	600	3000		001	0,25	48ZOOM3K10W
DALI 2	N	10	600	3000	to 15° from 36°	001	0,30	48ZOOM3K10WD
	N	15	1200	3000		001	0,39	48ZOOM3K15W
DALI 2	N	15	1200	3000		001	0,44	48ZOOM3K15WD
	N	20	1600	3000		001	0,39	48ZOOM3K20W
DALI 2	N	20	1600	3000		001	0,44	48ZOOM3K20WD

2700K / **4000K** - A richiesta con tempi di consegna 60 giorni - *On request available in 60 days*



Il sistema soft zoom è ottenuto con una filettatura a passo lungo che permette di regolare l'angolo del fascio da 15 a 36 gradi mantenendo pulita la proiezione. Questo è perfetto per concentrare in un unico corpo illuminante tutta la flessibilità necessaria in spazi spesso riconfigurati. I negozi e le mostre temporanee vengono aggiornati in concomitanza con i cambiamenti nelle collezioni e nelle mostre.

The zooming smooth system by long pitch thread allows to change the beam angle from 15 to 36 degrees mantaining the projection clean. This is perfect to concentrate in one single lighting fixture all the flexibility needed in spaces that are often reconfigured. Shops and temporary exhibitions are updated to coincide with changes in collections and exhibits.

La filettatura a spirale morbida permette di regolare la apertura del fascio senza l'utilizzo di attrezzi .

The soft spiral thread allows to adjust the bam light without to use any tool.

15°

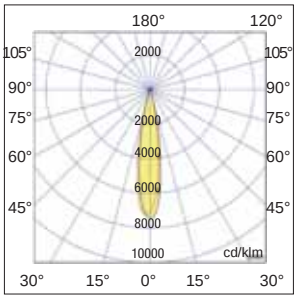

36°

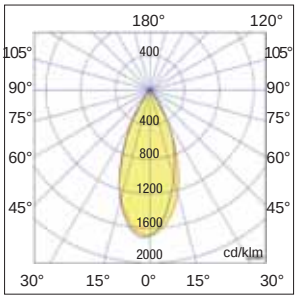



Track light

LED Mirò



48V | IK07 | IP20 | CR>90 | +40 C° -20 | CE | III

48V | RG01 | FLICKER FREE

RETAIL | MARKET | SCHOOL 1+1=2 ABC | HOTEL | HOSPITAL | OFFICE | GYM

ADAPTER INCLUSO
ADAPTER INCLUDED

LED Mirò - Quarantotto



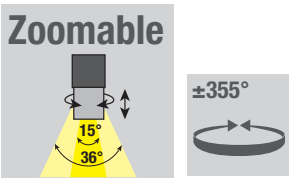

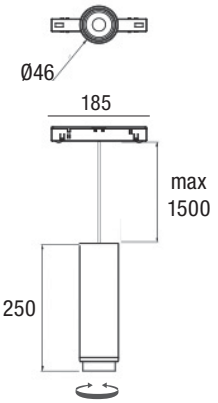

	colour	W max	lm	K		pcs	Kg	S+L
	N	5	350	3000	to 15° from 36°	001	0,41	48ZOOMS3K5W
DALI 2	N	5	350	3000		001	0,46	48ZOOMS3K5WD
	N	10	700	3000		001	0,41	48ZOOMS3K10W
DALI 2	N	10	700	3000		001	0,46	48ZOOMS3K10WD

2700K / **4000K** - A richiesta con tempi di consegna 60 giorni - *On request available in 60 days*



Il sistema soft zoom è ottenuto con una filettatura a passo lungo che permette di regolare l'angolo del fascio da 15 a 36 gradi mantenendo pulita la proiezione. Questo è perfetto per concentrare in un unico corpo illuminante tutta la flessibilità necessaria in spazi spesso riconfigurati. I negozi e le mostre temporanee vengono aggiornati in concomitanza con i cambiamenti nelle collezioni e nelle mostre.

The zooming smooth system by long pitch thread allows to change the beam angle from 15 to 36 degrees mantaining the projection clean. This is perfect to concentrate in one single lighting fixture all the flexibility needed in spaces that are often reconfigured. Shops and temporary exhibitions are updated to coincide with changes in collections and exhibits.

15°

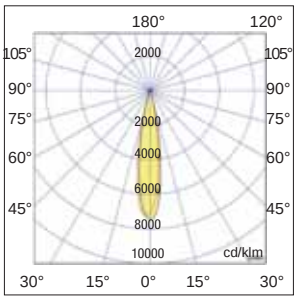

36°

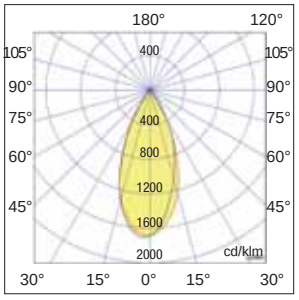



LED Fontana



La dimensione del corpo e il design delle schede LED evitano punti sul diffusore. Il risultato è una perfetta linea continua di luce senza interruzioni.

The dimension of the body and the design of the LED boards makes no dot on the diffuser. A continuos line of light for a perfect without interruption

48V | IK07 | IP20 | CR>90 | +40 C° -20 | CE | III

RETAIL | MARKET | SCHOOL 1+1=2 ABC | HOTEL | HOSPITAL | OFFICE | GYM

48V

ADAPTER INCLUSO
ADAPTER INCLUDED

RG01 | FLICKER FREE

LED Fontana - Quarantotto



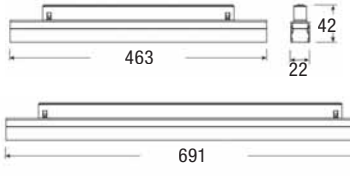

	colour	W max	lm	K		pcs	Kg	S+L
	N	16	1100	3000	100°	001	0,31	48LINOP3K16W
DALI 2	N	16	1100	3000		001	0,36	48LINOP3K16WD
	N	24	1500	3000		001	0,49	48LINOP3K24W
DALI 2	N	24	1500	3000		001	0,54	48LINOP3K24WD

2700K / **4000K** - A richiesta con tempi di consegna 60 giorni - *On request available in 60 days*

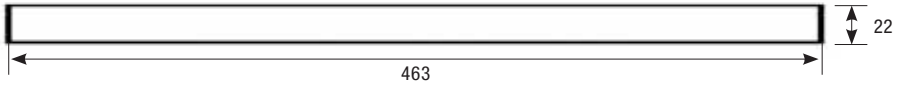

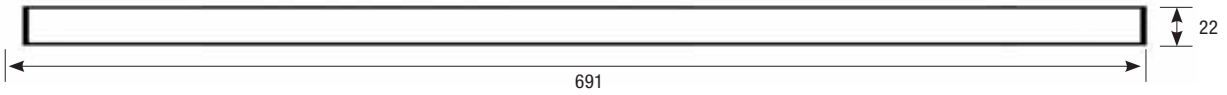

Convertitore DC/DC Driver led
Vesione ON-OFF e dimmerabile DALI
DC/DC converter Led driver
ON-OFF and dimmable vrsion DALI

Corpo estruso per
migliorare la dissipazione
Extruded body
for heat menagement

Adattatore da binario per sistema a bassa
tensione 48Vdc, 4 contatti per uso ON-OFF
o versione DALI
Track adapter for low voltage system 48V DC.
4 contacts for ON-OFF use or DALI version



Diffusore in materiale plastico
estruso ad alta efficienza
Hight efficency plastic
extruded diffuser

Binning* dei LED selezionato ed alto fattore di CRI.
Narrow LED binning selection and hight CRI*

* I binning è un metodo di scelta dei chip, in modo che tutti i LED di un lotto particolare abbiano lo stesso aspetto e un'emissione luminosa simile.

** Binning is a method of choosing chips so that all LEDs in a particular batch have the same appearance and similar light output.*

100°

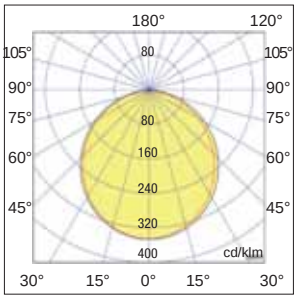



Il particolare disegno del tappo di chiusura permette di estrarlo facilmente, per rimuovere il diffusore in caso di installazione o manutenzione.

The special design of the closing cap allows to open a little windows to remove the diffuser in case of installation and maintainance.



Adatto per una illuminazione omogenea, per uffici, ambienti relax o spazi espositivi. L'ampio fascio luminoso consente di ridurre il numero di apparecchi ed avere una illuminazione uniforme.

Used for geneal lighting tasks it is suitable for offices as well as relaxing rooms and open spaces. This beam angle allows to reduce the number of luminaires to have uniform illumination

LED Botero



48V | IK07 | IP20 | CR>90 | +40 C° -20 | CE | III

RETAIL | MARKET | SCHOOL 1+1=2 ABC | HOTEL | HOSPITAL | OFFICE | GYM

48V

ADAPTER INCLUSO
ADAPTER INCLUDED

RG01 | FLICKER FREE

LED Botero - Quarantotto



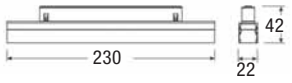

A RICHIESTA / ON REQUEST

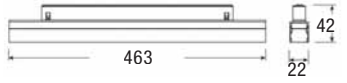



	colour	W max	lm	K		pcs	Kg	S+L
	N	16	1100	3000	36°	001	0,31	48LINCOB3K16
DALI 2	N	16	1100	3000		001	0,36	48LINCOB3K16D
	N	24	1500	3000		001	0,49	48LINCOB3K24
DALI 2	N	24	1500	3000		001	0,54	48LINCOB3K24D

2700K / **4000K** - A richiesta con tempi di consegna 60 giorni - *On request available in 60 days*



A RICHIESTA
ON REQUEST





Convertitore DC/DC Driver led Vesione ON-OFF e dimmerabile DALI
DC/DC converter Led driver ON-OFF and dimmable vrsion DALI

Corpo estruso per migliorare la dissipazione
Extruded body for heat menagement

Adattatore da binario per sistema a bassa tensione 48Vdc, 4 contatti per uso ON-OFF o versione DALI
Track adapter for low voltage system 48V DC. 4 contacts for ON-OFF use or DALI version



Ottica con lenti in polimero angolo del fascio medio, a 36°.
Optical polymer lens medium beam angle, 36°.

Riflettore secondario in plastica per una maggior riduzione dell'abbagliamento
Plastic secondary reflector for glare reduction

Binning* dei LED selezionato ed alto fattore di CRI.
Narrow LED binning selection and hight CRI*

36°

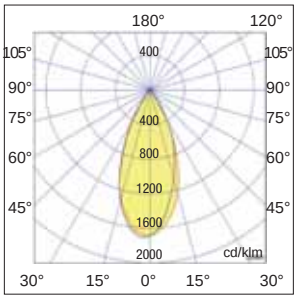

Ampiamente usato per molte applicazioni il fascio medio è il giusto compromesso per avere un alto livello di luce in negozi, ristoranti e casa senza disperdere la luce.
Widely used for many application and tasks.it is a compromise to have high level of light in shops, restaurants and home.

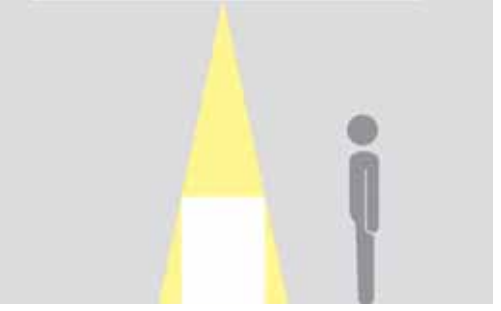

Track light

Gilbert & George - Rotella - Burri





LED Gilbert & George - Quarantotto serie



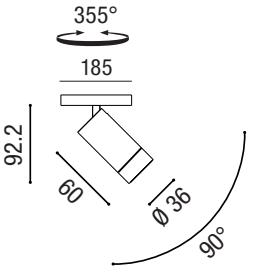

20°

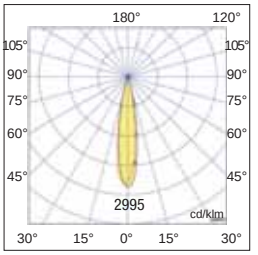

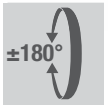





	colour	W max	lm	K		pcs	Kg	S+L
	N	5	300	3000	20°	001	0,25	48GG3K5W
DALI 2 PUSH	N	5	300	3000		001	0,30	48GG3K5WD

2700K / **4000K** - A richiesta con tempi di consegna 60 giorni - *On request available in 60 days*

LED Rotella - Quarantotto serie





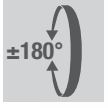



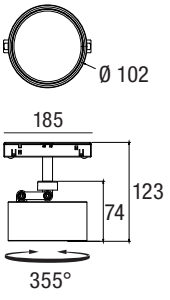

Possibili inclinazioni
possible tilts

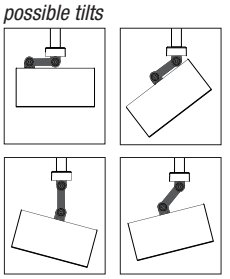

36°

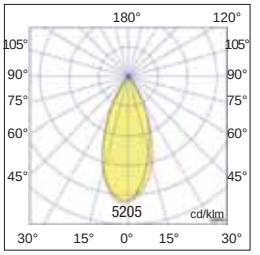

	colour	W max	lm	K		pcs	Kg	S+L
	N	18	2160	3000	36°	001	0,25	48RO3K18W
DALI 2 PUSH	N	18	2160	3000		001	0,30	48RO3K18WD

2700K / **4000K** - A richiesta con tempi di consegna 60 giorni - *On request available in 60 days*

48V | IK07 | IP20 | CR>90 | +40 C° -20 | CE | III

48V

ADAPTER INCLUSO
ADAPTER INCLUDED

RG01 | FLICKER FREE

RETAIL | MARKET | SCHOOL 1+1=2 ABC | HOTEL | HOSPITAL | OFFICE | GYM

LED Burri Glass - Quarantotto serie



Sfera in Vetro
Glass ball

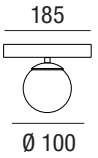

	colour	W max	lm	K		pcs	Kg	S+L
	B	8	390	3000	flood lights	001	0,25	48BU3K8W
DALI 2	B	8	390	3000		001	0,30	48BU3K8WD

2700K / **4000K** - A richiesta con tempi di consegna 60 giorni - *On request available in 60 days*

LED Burri Glass suspension - Quarantotto serie





Sfera in Vetro
Glass ball

	colour	W max	lm	K		pcs	Kg	S+L
	B	8	390	3000	flood lights	001	0,25	48BUSU3K8W
DALI 2	B	8	390	3000		001	0,30	48BUSU3K8WD

2700K / **4000K** - A richiesta con tempi di consegna 60 giorni - *On request available in 60 days*

Diffondente - Flood lights

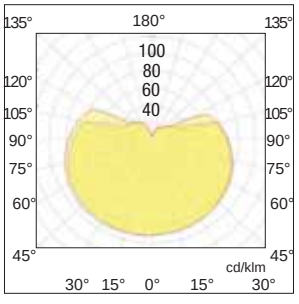



Track light

Binari 48V S-C-R - *48V tracks S-C-R*

È un sistema completo a bassa tensione che propone binari per diversi utilizzi, per soddisfare tutte le esigenze tecniche e di design per creare linee e angoli, lo scopo principale di questo sistema è quello di creare una soluzione decorativa e tecnica per creare linee di binario installate su superficie, a sospensione o ad incasso. Gli apparecchi vengono fissati nel binario tramite l'adattatore con un sistema meccanico.
Il binario monta 4 conduttori per consentire il corretto funzionamento sia della versione ON-OFF che di quella dimmerabile DALI. La gamma comprende diverse tipologie di adattatori, testate e connessioni per lo sviluppo di progetti di illuminazione complessi, tutti compatibili anche con il sistema.

It is a complete low voltage system that proposes tracks for different uses, to meet all the technical and design needs to create lines and angles, the main purpose of this system is to create a decorative and technical solution to create installed track lines surface mounted, suspended or recessed. The luminaires are fixed in the track via the adapter with a mechanical system.
The track mounts 4 conductors to allow correct operation of both the ON-OFF version and the DALI dimmable version.
The range includes different types of adapters, heads and connections for the development of complex lighting projects, all of which are also compatible with the system.

Binario 48V su superficie o sospensione
48V in surface or suspended track



Binario 48V ad incasso senza cornice
48V recessed trimless track

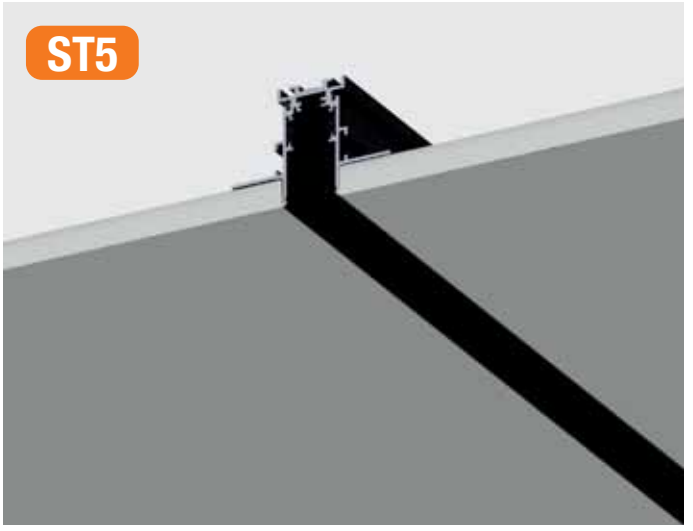

Binario 48V a sospensione con possibilità di biemissione tramite strip LED.
48V suspension double emission track with the possibility of bi-emission via LED strip.



Binario 48V a sospensione, biemissione.
48V suspension double emission track

Binario con doppi connettori, è possibile avere la luce diretta e indiretta utilizzando un qualsiasi corpo illuminante della serie "Quarantotto Led".
Track with double connectors, it is possible to have direct and indirect light using any light fitting from the "Quarantotto Led" series.



A richiesta
On Demand

Alimentatore invisibile integrato a 48V, si inserisce nel binario con una leggera pressione.

Integrated invisible power supply 48V it snaps into the rail with a simple push.



Clack! ON **inserimento a pressione**
pressure insertion



ON-OFF + DALI | 15A 60Vdc | 1A 50Vac | FELV | 50/60 Hz | IK07 | IP20 | 960°



Binario 48V a plafone o sospensione
48V ceiling or suspended track

Binario elettrificato in estruso di alluminio a bassa tensione, per installazione a plafone.
Low voltage extruded aluminum electrified track for ceiling installation.

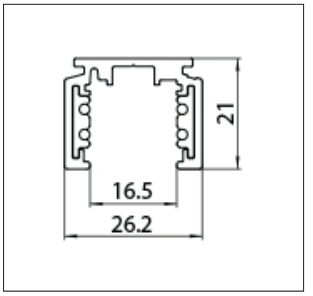

Colour	A	mm	pcs	Kg	Code
N	15	1000	001	1,71	R-1/B-ST1
N	15	2000	001	2,56	R-2/B-ST1
N	15	3000	001	3,40	R-3/B-ST1

Accessorio non incluso - Accessories not included

Driver remoto a 48V. - *48V Remote Driver*



Alimentatore indipendente IP20 per uso interno.
Fornito di coprimorsetto e serracavo.
- Morsetti di entrata e uscita contrapposti
- Ripple di tensione: ± 5%
- Protezione: circuito aperto/Cortocircuito/Sovraccarico
- Protetto in classe II contro le scosse elettriche per contatti diretti e indiretti
- Temperatura ambiente: -20...45°C
- Certificati: ENEC / CCC / SAA / CB CE
- Applicazioni: striscia LED DC
- Tensione nominale: 220-240V - 50/60Hz

IP20 independent power supply for indoor use.
Supplied with terminal cover and cable clamp.
- *Opposite input and output terminals*
- *Voltage ripple: ± 5%*
- *Protection: Open Circuit / Short Circuit / Overload*
- *Protected in class II against electric shocks for direct and indirect contacts.*
- *Ambient temperature: -20...45°C*
- *Certificates: ENEC / CCC / SAA / CB CE*
- *Applications: DC LED strip*
- *Rated voltage: 220-240V - 50/60Hz*

EMC 300MHz | SELV | RoHS compliance | 110 | RIPPLE FREE | IP20

Codice *Code*	Watt* Range	Output voltage Vdc	Output current mA	Input voltage Vdc	Hz	16A	ic	Protocol	Power factor	LxPxH (mm)	P (mm)	H (mm)
RN9175/48/75	**75**	48	0-1800mA	-	50/60	15	25A 200µS	ON-OFF	0,95 λ	180	52	30
RN9175/48/120	**120**	48	0-2500 mA	-	50/60	15	25A 200µS	ON - OFF	0,95 λ	300	40	30
RN9175/48/250	**250**	48	0-5210 mA	-	50/60	15	25A 200µS	ON - OFF	0,95 λ	400	40	22

* La potenza del Driver deve essere il 20% in più rispetto a quella assorbita dal numero totale degli apparecchi.
* *Driver's power must be 20% more respect the number of devices.*

Codice - *Code*	Descrizione - Description	LxPxH (mm)	P (mm)	H (mm)
RN9175/48/OPT	Optoisolatore, utilizzato per convertire un segnale BUS DATA SELV *Optoinsulate, used to convert a BUS DATA signal to a BUS DATA SELV signal*	170	42	28

Alimentatore invisibile integrato a 48V - *Integrated invisible power supply 48V*



- Cavo 3m (4 conduttori).
- 2 Cavi per DALI.
- Ripple di corrente: ± 5%.
- Short time: <0,5s / 277Vac.
- Tc: -40-85°C.
- Applicazioni: binario 48V.
- Colore: Nero.

- *Cable 3m (4 conductors).*
- *2 Cables for DALI.*
- *Current ripple: ± 5%*
- *Short time: <0,5s / 277Vac*
- *Tc: -40-85°C*
- *Applications: Track light 48V*
- *Colour: Black*

Codice *Code*	Watt Range	Output voltage Vdc	Output current A	Input voltage Vdc	Hz	16A	ic	Protocol	Power factor	L (mm)	P (mm)	H (mm)
RLV100W48VT3M	100	48	0-2,5	220-240	50/60	15	25A 200µS	ON-OFF	0,95 λ	290	15	18
RLV250W48VT3M	250	48	0-2,5	220-240	50/60	15	25A 200µS	ON - OFF	0,95 λ	258	15	44



Testata ridotta
Short end feed

Colour	pcs	Kg	Code
N	010	0,026	9501-S/B-E



Giunto passante
Jointing connector

Colour	pcs	Kg	Code
N	001	0,026	9503-S/B-E



Giunto a L
L joint

Colour	pcs	Kg	Code
N	001	0,026	9511/B-E



Giunto flessibile
Adjustable corner

Colour	pcs	Kg	Code
N	001	0,026	9518-S/B-E



Tappo di chiusura in plastica;
...-F: con foro per cavo.
Plastic sheet end cap;
...-F: with hole for cable

Colour	pcs	Kg	Code
N	001	0,026	9504/ST1-PB
N	001	0,026	9504/ST1-PB-F



Cover di chiusura estetica 3m
3m aesthetic track cover

Colour	pcs	Kg	Code
N	001	0,026	S-9500/SE-B-3

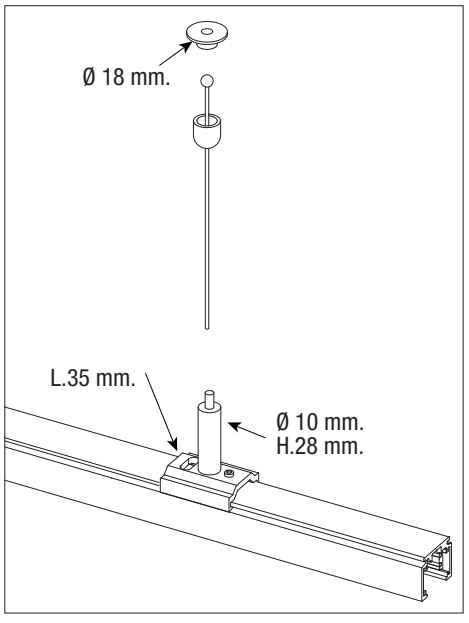

Kit sospensione con staffa corta e tenditore automatico, cavo 3m in acciaio Ø 1,5 mm.
Suspension kit with short bracket and automatic gripper, 3m cable in steel Ø 1.5 mm.

Colour	pcs	Code
C	001	KITST1/1

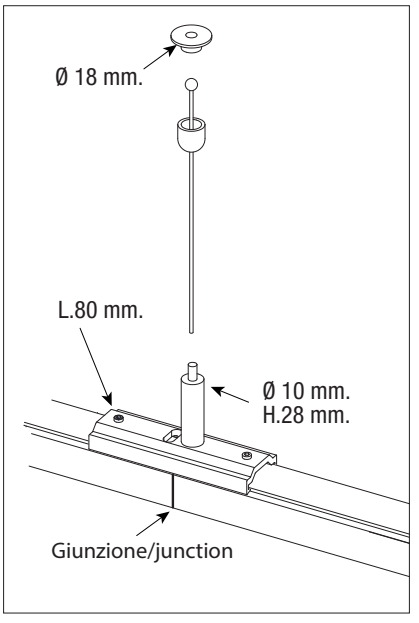

Kit sospensione con staffa lunga e tenditore automatico per giunzione fila continua, cavo 3m in acciaio Ø 1,5 mm.
Suspension kit with long bracket and automatic gripper for continuous row junction, 3m cable in steel Ø 1.5 mm.

Colour	pcs	Code
C	001	KITST1/2

ON-OFF + DALI | 15A 60Vdc | 1A 50Vac | FELV | 50/60 Hz | IK07 | IP20 | 960°



Binario 48V a sospensione con possibilità di biemissione tramite strip LED.

48V suspension double emission track with the possibility of bi-emission via LED strip.

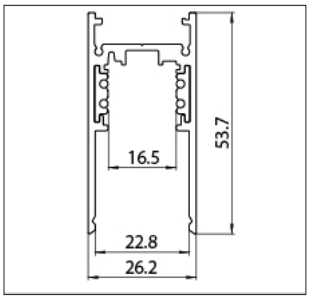

Binario elettrificato in estruso di alluminio a bassa tensione, per installazione a sospensione con possibilità di luce indiretta con accensione separata.

Low voltage extruded aluminum electrified track for suspended installation indirect light with separate switch avaiable on request.

Colour	A	mm	pcs	Kg	Code
N	15	1000	001	1,71	R-1/B-ST2
N	15	2000	001	2,56	R-2/B-ST2
N	15	3000	001	3,40	R-3/B-ST2

Accessori non inclusi - Accessories not included

Driver remoto a 48V. - *48V Remote Driver*



Alimentatore indipendente IP20 per uso interno.
Fornito di coprimorsetto e serracavo.
- Morsetti di entrata e uscita contrapposti
- Ripple di tensione: ± 5%
- Protezione: circuito aperto/Cortocircuito/Sovraccarico
- Protetto in classe II contro le scosse elettriche per contatti diretti e indiretti
- Temperatura ambiente: -20...45°C
- Certificati: ENEC / CCC / SAA / CB CE
- Applicazioni: striscia LED DC
- Tensione nominale: 220-240V - 50/60Hz

IP20 independent power supply for indoor use.
Supplied with terminal cover and cable clamp.
- *Opposite input and output terminals*
- *Voltage ripple: ± 5%*
- *Protection: Open Circuit / Short Circuit / Overload*
- *Protected in class II against electric shocks for direct and indirect contacts.*
- *Ambient temperature: -20...45°C*
- *Certificates: ENEC / CCC / SAA / CB CE*
- *Applications: DC LED strip*
- *Rated voltage: 220-240V - 50/60Hz*

EMC 300MHz | SELV | RoHS compliance | 110 | RIPPLE FREE | IP20

Codice *Code*	Watt* Range	Output voltage Vdc	Output current mA	Input voltage Vdc	Hz	16A	iC	Protocol	Power factor	LxPxH (mm)	P (mm)	H (mm)
RN9175/48/75	**75**	48	0-1800mA	-	50/60	15	25A 200µS	ON-OFF	0,95 λ	180	52	30
RN9175/48/120	**120**	48	0-2500 mA	-	50/60	15	25A 200µS	ON - OFF	0,95 λ	300	40	30
RN9175/48/250	**250**	48	0-5210 mA	-	50/60	15	25A 200µS	ON - OFF	0,95 λ	400	40	22

* La potenza del Driver deve essere il 20% in più rispetto a quella assorbita dal numero totale degli apparecchi.
* *Driver's power must be 20% more respect the number of devices.*

Codice - *Code*	Descrizione - Description	LxPxH (mm)	P (mm)	H (mm)
RN9175/48/OPT	Optoisolatore, utilizzato per convertire un segnale BUS DATA SELV *Optoinsulate, used to convert a BUS DATA signal to a BUS DATA SELV signal*	170	42	28

Componente per luce indiretta - *Indirect light component*

LED Flex monocromatica 48V



colour	W metro	Led/mt *	Pitch	K	Lm/m	Efficency	Kg	Width mm.	S+L
T	19,2	120	33.33	3000	1632	100	0,36	10	30904/48
T	19,2	120	33.33	4000	1728	100	0,36	10	90.012/010/48

*Anzahl der LEDs pro laufendem Meter - **Quantité de LED par mètre linéaire*

accessori inclusi - included accessories





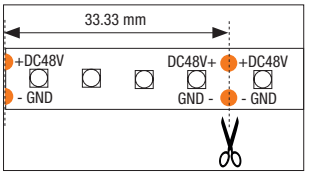

Effettuare il taglio in corrispondenza del simbolo della forbice e la linea tratteggiata.
Make the cut in correspondence of the scissor symbol and dotted line.

Per la doppia accensione richiedere la versione custom al reparto project
For dual ignition, request the custom version from the project department

projects@relcogroup.com





Testata ridotta
Short end feed

Colour	pcs	Kg	Code
N	010	0,026	9501-S/B-E



Giunto passante
Jointing connector

Colour	pcs	Kg	Code
N	001	0,026	9503-S/B-E



Giunto a L
L joint

Colour	pcs	Kg	Code
N	001	0,026	9511/B-E



Giunto flessibile
Adjustable corner

Colour	pcs	Kg	Code
N	001	0,026	9518-S/B-E



Giunto meccanico a L in plastica
Plastic mechanical L joint

Colour	pcs	Kg	Code
N	001	0,026	S9511/B-P-ST2



Clip in acciaio verniciato per montaggio a plafone.
Clamp in painted steel for ceiling mounting

Colour	pcs	Kg	Code
N	010	0,026	S-9500/115-B

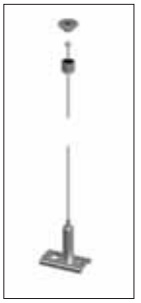

Kit completi per il fissaggio a sospensione con staffa corta.
Complete suspension kit with short bracket.

- rosone metallico sferico con foro
- filo in acciaio Ø 1.5mm: L=3000/5000mm con estremità sferica
- staffa con tenditore automatico

- *round head ceiling attachment*
- *steel cable Ø 1,5mm: L=3000/5000mm with spherical end*
- *bracket with automatic gripper*

Colour	m	Kg	Code
G	3m	0,026	9500-KIT1-3
G	5m	0,026	9500-KIT1-5



Komplette Bausätze für die Aufhängung mit langem Bügel.
Kits complets pour la fixation suspendue avec étrier long.

- rosone metallico sferico con foro
- filo in acciaio Ø 1.5mm: L=3000/5000mm con estremità sferica
- staffa con tenditore automatico

- *round head ceiling attachment*
- *steel cable Ø 1,5mm: L=3000/5000mm with spherical end*
- *bracket with automatic gripper*

Colour	m	Kg	Code
G	3m	0,026	9500-KIT2-3
G	5m	0,026	9500-KIT2-5



Cover di chiusura estetica 3m
3m aesthetic track cover

Colour	pcs	Kg	Code
N	001	0,026	S-9500/LE-B-3



Tappo di chiusura in plastica;
...-F: con foro per cavo.
Plastic sheet end cap;
...-F: with hole for cable

Colour	pcs	Kg	Code
N	001	0,026	9504/ST2-PB
N	001	0,026	9504/ST2-PB-F



ON-OFF + DALI | 15A 60Vdc | 1A 50Vac | FELV | 50/60 Hz | IK07 | IP20 | 960°



Binario 48V ad incasso senza cornice
48V recessed trimless track

Binario elettrificato in estruso di alluminio a bassa tensione, per installazione da incasso su cartongesso da montare prima della posa.

Low voltage electrified extruded aluminum track for recessed installation

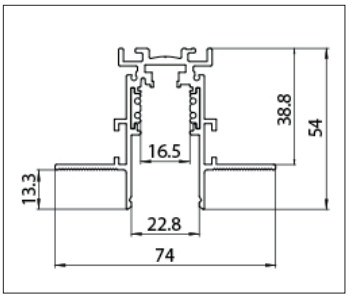

Colour	A	mm	pcs	Kg	Code
N	15	1000	001	1,71	R-1/B-ST5
N	15	2000	001	2,56	R-2/B-ST5
N	15	3000	001	3,40	R-3/B-ST5

Accessorio non incluso - Accessories not included

Driver remoto a 48V. - *48V Remote Driver*



Alimentatore indipendente IP20 per uso interno.
Fornito di coprimorsetto e serracavo.
- Morsetti di entrata e uscita contrapposti
- Ripple di tensione: ± 5%
- Protezione: circuito aperto/Cortocircuito/Sovraccarico
- Protetto in classe II contro le scosse elettriche per contatti diretti e indiretti
- Temperatura ambiente: -20...45°C
- Certificati: ENEC / CCC / SAA / CB CE
- Applicazioni: striscia LED DC
- Tensione nominale: 220-240V - 50/60Hz

IP20 independent power supply for indoor use.
Supplied with terminal cover and cable clamp.
- *Opposite input and output terminals*
- *Voltage ripple: ± 5%*
- *Protection: Open Circuit / Short Circuit / Overload*
- *Protected in class II against electric shocks for direct and indirect contacts.*
- *Ambient temperature: -20...45°C*
- *Certificates: ENEC / CCC / SAA / CB CE*
- *Applications: DC LED strip*
- *Rated voltage: 220-240V - 50/60Hz*

EMC 300MHz | SELV | RoHS compliance | 110 | RIPPLE FREE | IP20

Codice *Code*	Watt* Range	Output voltage Vdc	Output current mA	Input voltage Vdc	Hz	16A	ic	Protocol	Power factor	LxPxH (mm)	P (mm)	H (mm)
RN9175/48/75	**75**	48	0-1800mA	-	50/60	15	25A 200µS	ON-OFF	0,95 λ	180	52	30
RN9175/48/120	**120**	48	0-2500 mA	-	50/60	15	25A 200µS	ON - OFF	0,95 λ	300	40	30
RN9175/48/250	**250**	48	0-5210 mA	-	50/60	15	25A 200µS	ON - OFF	0,95 λ	400	40	22

* La potenza del Driver deve essere il 20% in più rispetto a quella assorbita dal numero totale degli apparecchi.
* *Driver's power must be 20% more respect the number of devices.*

Codice - *Code*	Descrizione - Description	LxPxH (mm)	P (mm)	H (mm)
RN9175/48/OPT	Optoisolatore, utilizzato per convertire un segnale BUS DATA SELV *Optoinsulate, used to convert a BUS DATA signal to a BUS DATA SELV signal*	170	42	28

Alimentatore invisibile integrato a 48V - *Integrated invisible power supply 48V*



- Cavo 3m (4 conduttori).
- 2 Cavi per DALI.
- Ripple di corrente: ± 5%.
- Short time: <0,5s / 277Vac.
- Tc: -40-85°C.
- Applicazioni: binario 48V.
- Colore: Nero.

- *Cable 3m (4 conductors).*
- *2 Cables for DALI.*
- *Current ripple: ± 5%*
- *Short time: <0,5s / 277Vac*
- *Tc: -40-85°C*
- *Applications: Track light 48V*
- *Colour: Black*

Codice *Code*	Watt Range	Output voltage Vdc	Output current A	Input voltage Vdc	Hz	16A	ic	Protocol	Power factor	L (mm)	P (mm)	H (mm)
RLV100W48VT3M	100	48	0-2,5	220-240	50/60	15	25A 200µS	ON-OFF	0,95 λ	290	15	18
RLV250W48VT3M	250	48	0-2,5	220-240	50/60	15	25A 200µS	ON - OFF	0,95 λ	258	15	44



Testata ridotta
Short end feed

Colour	pcs	Kg	Code
N	010	0,026	9501-S/B-E



Giunto passante
Jointing connector

Colour	pcs	Kg	Code
N	001	0,026	9503-S/B-E



Giunto a L
L joint

Colour	pcs	Kg	Code
N	001	0,026	9511/B-E



Giunto flessibile
Adjustable corner

Colour	pcs	Kg	Code
N	001	0,026	9518-S/B-E



Giunto lineare meccanico
Mechanical linear joint

Colour	pcs	Kg	Code
N	001	0,026	S-9500/314-B

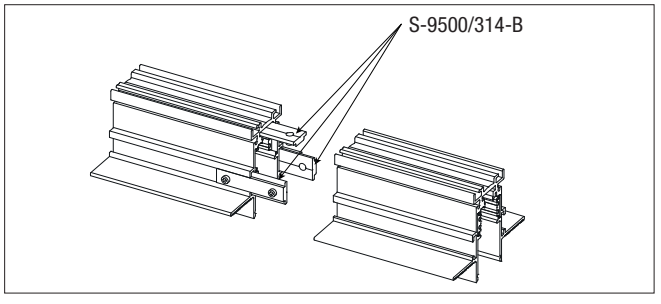



Cover angolare
Angolar cover

Colour	pcs	Kg	Code
N	001	0,026	S-9511/B-ST5



Cover di chiusura estetica 3m
3m aesthetic track cover

Colour	pcs	Kg	Code
N	001	0,026	S-9500/LE-B-3



Tappo di chiusura in plastica;
...-F: con foro per cavo.
Plastic sheet end cap;
...-F: with hole for cable

Colour	pcs	Kg	Code
N	001	0,026	9504/ST2-PB
N	001	0,026	9504/ST2-PB-F



Clips in acciaio verniciato. Tenditore M6 in acciaio zincato
Clamp in painted steel. M6 threaded gripper in zinc plated steel

Colour	pcs	Kg	Code
N	001	0,026	S-9000/118-B



Set per fissaggio a sospensione
suspension sets
- staffa per fissaggio a soffitto
- dado M6
- barra filettata M6 (L=1000mm)
- *ceiling bracket*
- *M6 nut*
- *M6 threaded bar (L=1000mm)*

Colour	pcs	Kg	Code
N	001	0,026	S-9000-P4

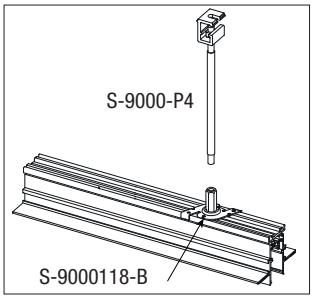

ON-OFF + DALI | 15A 60Vdc | 1A 50Vac | FELV | 50/60 Hz | IK07 | IP20 | 960°



Binario 48V a sospensione, biemissione.
48V suspension double emission track

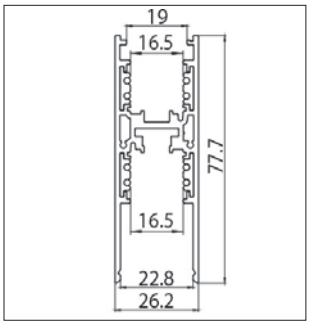

Colour	A	mm	pcs	Kg	Code
N	15	1000	001	1,71	R-1/B-ST9
N	15	2000	001	2,56	R-2/B-ST9
N	15	3000	001	3,40	R-3/B-ST9

Accessorio non incluso - Accessories not included

Driver remoto a 48V. - *48V Remote Driver*



Alimentatore indipendente IP20 per uso interno.
Fornito di coprimorsetto e serracavo.
- Morsetti di entrata e uscita contrapposti
- Ripple di tensione: ± 5%
- Protezione: circuito aperto/Cortocircuito/Sovraccarico
- Protetto in classe II contro le scosse elettriche per contatti diretti e indiretti
- Temperatura ambiente: -20...45°C
- Certificati: ENEC / CCC / SAA / CB CE
- Applicazioni: striscia LED DC
- Tensione nominale: 220-240V - 50/60Hz

IP20 independent power supply for indoor use.
Supplied with terminal cover and cable clamp.
- *Opposite input and output terminals*
- *Voltage ripple: ± 5%*
- *Protection: Open Circuit / Short Circuit / Overload*
- *Protected in class II against electric shocks for direct and indirect contacts.*
- *Ambient temperature: -20...45°C*
- *Certificates: ENEC / CCC / SAA / CB CE*
- *Applications: DC LED strip*
- *Rated voltage: 220-240V - 50/60Hz*

EMC 300MHz | SELV | RoHS compliance | 110 | RIPPLE FREE | IP20

Codice *Code*	Watt* Range	Output voltage Vdc	Output current mA	Input voltage Vdc	Hz	16A	iC	Protocol	Power factor	LxPxH (mm)	P (mm)	H (mm)
RN9175/48/75	**75**	48	0-1800mA	-	50/60	15	25A 200µS	ON-OFF	0,95 λ	180	52	30
RN9175/48/120	**120**	48	0-2500 mA	-	50/60	15	25A 200µS	ON - OFF	0,95 λ	300	40	30
RN9175/48/250	**250**	48	0-5210 mA	-	50/60	15	25A 200µS	ON - OFF	0,95 λ	400	40	22

* La potenza del Driver deve essere il 20% in più rispetto a quella assorbita dal numero totale degli apparecchi.
* *Driver's power must be 20% more respect the number of devices.*

Codice - *Code*	Descrizione - Description	LxPxH (mm)	P (mm)	H (mm)
RN9175/48/OPT	Optoisolatore, utilizzato per convertire un segnale BUS DATA SELV *Optoinsulate, used to convert a BUS DATA signal to a BUS DATA SELV signal*	170	42	28

Alimentatore invisibile integrato a 48V - *Integrated invisible power supply 48V*



- Cavo 3m (4 conduttori).
- 2 Cavi per DALI.
- Ripple di corrente: ± 5%.
- Short time: <0,5s / 277Vac.
- Tc: -40-85°C.
- Applicazioni: binario 48V.
- Colore: Nero.

- *Cable 3m (4 conductors).*
- *2 Cables for DALI.*
- *Current ripple: ± 5%*
- *Short time: <0,5s / 277Vac*
- *Tc: -40-85°C*
- *Applications: Track light 48V*
- *Colour: Black*

Codice *Code*	Watt Range	Output voltage Vdc	Output current A	Input voltage Vdc	Hz	16A	iC	Protocol	Power factor	L (mm)	P (mm)	H (mm)
RLV100W48VT3M	100	48	0-2,5	220-240	50/60	15	25A 200µS	ON-OFF	0,95 λ	290	15	18
RLV250W48VT3M	250	48	0-2,5	220-240	50/60	15	25A 200µS	ON - OFF	0,95 λ	258	15	44

Binario 48V a sospensione biemissione, possibili combinazioni
possible combinations 48V suspension double emission track



Binario con doppi connettori, è possibile avere la luce **diretta** utilizzando un qualsiasi corpo illuminante della serie "**Quarantotto Led**", per la luce **indiretta** utilizzare solo Led Zoom Spot.

*Track with double connectors, it is possible to have **direct light** using any lighting fixture from the "**Quarantotto Led**" series, for **indirect light** use only Zoom Spot Leds.*

Alimentatore invisibile integrato a 48V - si inserisce nel binario con una leggera pressione.
Integrated invisible power supply 48V - it snaps into the rail with a simple push.



Clack! ON **inserimento a pressione**
pressure insertion



Testata ridotta
Short end feed

Colour	pcs	Kg	Code
N	010	0,026	9501-S/B-E



Giunto passante
Jointing connector

Colour	pcs	Kg	Code
N	001	0,026	9503-S/B-E



Giunto a L
L joint

Colour	pcs	Kg	Code
N	001	0,026	9511/B-E



Giunto flessibile
Adjustable corner

Colour	pcs	Kg	Code
N	001	0,026	9518-S/B-E

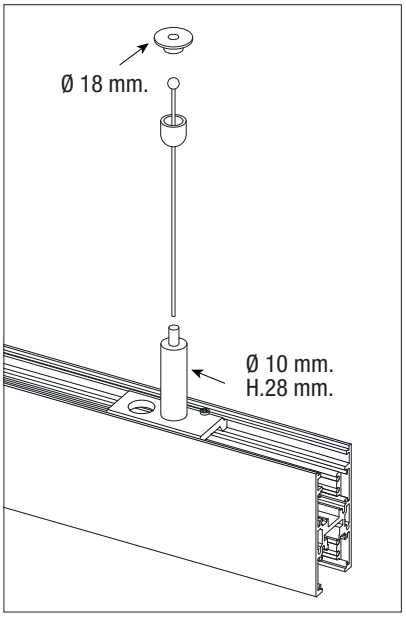

Kit sospensione con staffa corta e tenditore automatico, cavo 3m in acciaio Ø 1,5 mm.
Suspension kit with short bracket and automatic gripper, 3m cable in steel Ø 1.5 mm.

Colour	pcs	Code
C	001	KITST9/1



Tappo di chiusura in plastica.
Plastic sheet end cap.

Colour	pcs	Kg	Code
N	001	0,026	9504-ST9-B



Cover di chiusura estetica 3m
3m aesthetic track cover

Colour	pcs	Kg	Code
N	001	0,026	S-9500/LE-B-3



Giunto meccanico a L in plastica
Plastic mechanical L joint

Colour	pcs	Kg	Code
N	001	0,026	S-9511-ST9-E

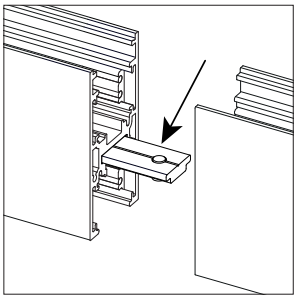

Staffa di rinforzo per giunto passante
Reinforcing bracket for jointing connector



Colour	pcs	Kg	Code
N	010	0,026	S-9500/314-B

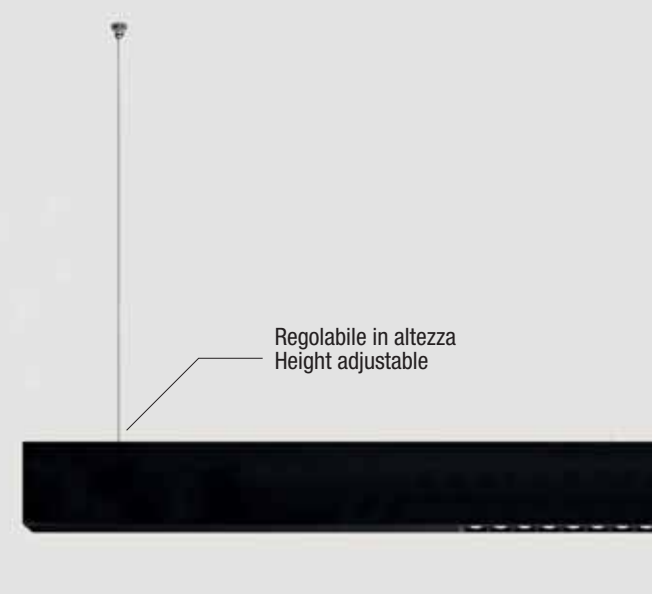




Driver 48V
Driver 48V

Estensione LED

A RICHIESTA
ON DEMAND

WIRELESS | 0-10V | DALI 2



Estensione LED.
è un novo modo di pensare la luce: grazie alla sua flessibilità è facilmente trasportabile e tagliabile su misura, può essere montato a parete, a soffitto o da parete a soffitto.
È un sistema in bassa tensione sviluppato sia per l'illuminazione diretta che indiretta degli ambienti.
Installazione: Gli attacchi, con sistema a perno interno, rendono possibile la rotazione orizzontale a 180° del cavo, possibilità di combinare strip led e faretto MIni LED. Infinite posizioni per infiniti utilizzi
Corpo: realizzato in materiale plastico isolante. Integra, internamente, due cavi tenditori in acciaio che permettono di realizzare tesate fino a 10m di lunghezza. Bianco RAL 9010 e nero RAL 9005.
Conforme alla norma: 60598-2-23

Led: strip led 24V Flex cob; 3000K - 4000K.
strip led 24V Flex Bianco dinamico 2700>6500K.
Driver: Alimentatore 24V a 60W, 120W e 200W.
Controller: KZQ-3 per la dimmerazione della luce.

Led: Spot led 48V; 3000K - 4000K.
Driver: Alimentatore 48V a 70W, e 150W.
Controller: KZQ-3 per la dimmerazione della luce.

Estensione LED.
is a new way of thinking about light: thanks to its flexibility it is easily transportable and cut to size, it can be mounted on the wall, ceiling or wall-to-ceiling.
It is a low tension system developed for both direct and indirect lighting of environments.
Installation: *The connections, with internal pin system, make it possible to rotate the cable horizontally by 180°, possibility of combining LED strips and MIni LED spotlights. Infinite positions for infinite uses*
Body: *made of insulating plastic material. It integrates, internally, two steel tension cables that allow for the creation of stretches up to 10m in length. White RAL 9010 and black RAL 9005.*
Compliant with standard: 60598-2-23

Led: *24V Flex Cob led strip; 3000K - 4000K.*
24V Flex monochromatic led strip Tunable white 6500K.
Driver: 24V 60W, 120W and 200W.
Controller: *KZQ-3 controller for light dimming.*

Led: *Spot led 48V; 3000K - 4000K.*
Driver: *48V power supply at 70W and 150W.*
Controller: *KZQ-3 controller for light dimming.*

220 240V | 50/60 Hz | 24Vdc | +40 C° -20 | Resistente alla fiamma secondo norma EN60598-1 *Flame resistant according to standard: EN60598-1* | CE

RETAIL | MARKET | SCHOOL 1+1=2 ABC | HOTEL | HOSPITAL | OFFICE | GYM | HOME

Estensione LED è indicato per l'illuminazione indiretta, diretta e l'illuminazione laterale.

Estensione LED is suitable for indirect lighting, direct lighting and lateral lighting.

Il cavo, realizzato in materiale termosplastico isolante, è disponibile in due differenti finiture: nero e bianco. Viene fornito maggiorato di 50 cm per agevolare la fase di installazione.

The cable, made of insulating thermoplastic material, is available in two different finishes: black and white. It is supplied increased by 50 cm to facilitate the installation phase.







Estensione LED può essere montato a parete, a soffitto o da parete a soffitto. Gli attacchi, con sistema a perno interno, rendono possibile la rotazione orizzontale a 180° del cavo. Infinite posizioni per infiniti utilizzi.
Gli attacchi includono i tenditori. La massima lunghezza consentita dell'installazione è di 10m.

Estensione LED can be mounted on the wall, ceiling or wall to ceiling. The connections, with an internal pin system, make it possible to rotate the cable horizontally through 180°. Infinite positions for infinite uses. The bindings include the turnbuckles. The maximum permissible length of the installation is 10m.



Estensione LED, system





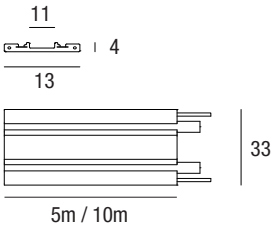

Cavo - *Cable*

Colour	L. mm	pcs	Kg	Code
B	5000	001	1	R-40301
B	10000	001	2	R-40302
N	5000	001	1	R-40501
N	10000	001	2	R-40502





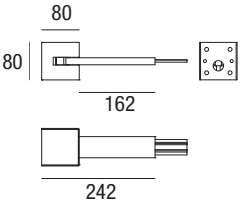

Attacco parete - *Wall fixing*

Colour	pcs	Kg	Code
B	001	1,30	R-40303
N	001	1,30	R-40503





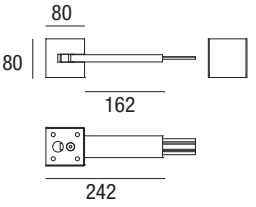

Attacco soffitto - *Ceiling fixing*

Colour	pcs	Kg	Code
B	001	1,30	R-40304
N	001	1,30	R-40504



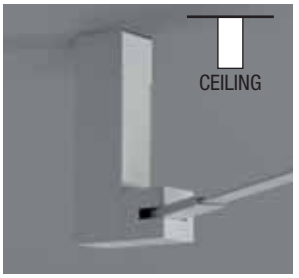

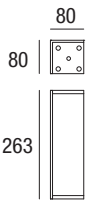

Distanziatore soffitto (da abbinare ad attacco parete)
Ceiling spacer (to be combined with wall connection)

Colour	pcs	Kg	Code
B	001	3	R-40305
N	001	3	R-40505





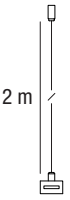

Cavo di sostegno regolabile - *Wire support adjustable*

Colour	pcs	Kg	Code
B	001	0,20	R-40313
N	001	0,20	R-40513





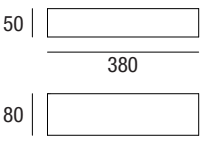

Scatola per alimentatore - *Box driver*

Colour	pcs	Kg	Code
B	001	0,95	R-40318
N	001	0,95	R-40518

Estensione LED - Flex monocromatica 48 Vdc - IP20

Per dati tecnici Strip Led, scelta dei Driver diversi da quelli consigliati e info tecniche,
For Strip Led technical data, choice of Drivers other than the recommended ones and technical info.
vedi pag. / see page **422-502**

LED Flex monocromatica 48V



120° Beam · Dimmable · 5m · Cuttable · CE · RoHS · cULus LISTED E476561

colour	W/m	Led/mt *	Pitch LED	K	Lm/m	Efficency	pcs	Kg	Width mm.	S+L
T	19,2	120	33.33	3000	1632	100	1	0,36	10	30904/48
T	19,2	120	33.33	4000	1728	100	1	0,36	10	90.012/010/48

Accessori inclusi - *Included accessories*



Per codici IP20
For IP20 codes
Cavi di connessione al driver.
Connection cables to the driver



Connettore per linea continua.
Connector for continuous line.

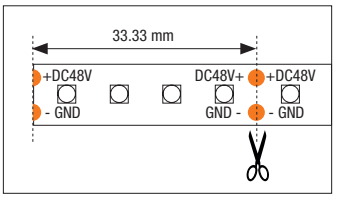

Effettuare il taglio in corrispondenza del simbolo della forbice e la linea tratteggiata.
Make the cut in correspondence of the scissor symbol and dotted line.



Micro LED

spot orientabile per Estensione LED System
adjustable spot for Estensione LED System

220 240V | 50/60 Hz | 48Vdc | IK06 | IP20 | CRI 97 | +40 C° -20 | 650° | RG0 | CE | III | DRIVER NOT INCLUDED MULTIPOWER

RETAIL | MARKET | SCHOOL 1+1=2 ABC | HOTEL | HOSPITAL | OFFICE UGR<16 | GYM | HOME

Micro LED - Faretto da binario 48V
Micro LED - track spotlight 48V



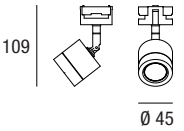

Rotazione / ***Rotation***



Colour	W max	V.	lm output max	K	Kg	S+L
B	9	48	728	3000	0,1	R-46331
B	9	48	770	4000	0,1	R-46332
N	9	48	728	3000	0,1	R-46531
N	9	48	770	4000	0,1	R-46532





È possibile combinare il faretto con la striscia LED desiderata, **per un massimo di 14 sorgenti Micro LED Spot (Driver 150W)** per tesata, inoltre è possibile la dimmerazione tramite il controller LED KZQ-4.

*It is possible to combine the spotlight with the desired LED strip, **for up to 14 Micro LED Spot (Driver 150W)** sources per header, and dimming via the KZQ-4 LED controller is also possible.*



20°

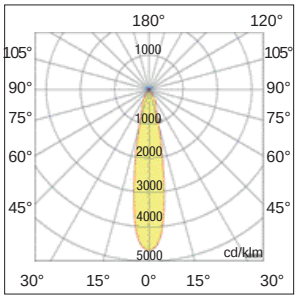

40°

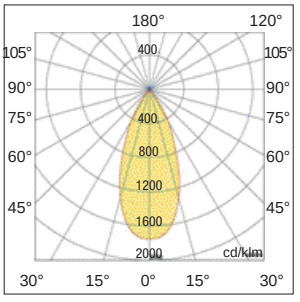

60°

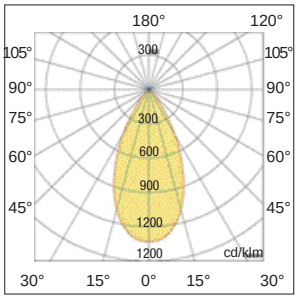

Lente (non inclusa) - *Lens (not included)*

	Code
20°	R-40102
40°	R-40103
60°	R-40104

A seconda della necessità è possibile scegliere la lente come accessorio non incluso.

Depending on the need, it is possible to choose the lens as an accessory not included.



driver e controller consigliati
driver and controller recommended

Controller per **strisce LED** e **Spot Micro LED**
*Controller for **strip LED** and **Spot Micro LED***

KZQ-4
Cod. 30949



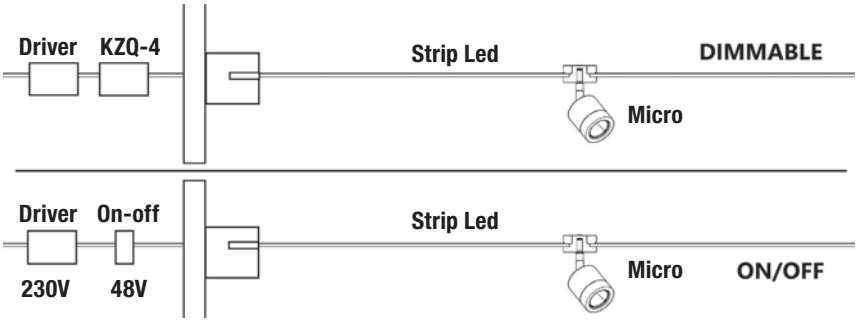

Esempio di installazione dimmerabile con KZQ-4 Codice 30949 (Push button DIM / 0-10V DIM / DALI DIM) o installazione non dimmerabile. La Strip LED e gli spot MICRO possono essere alimentati insieme (accensione unica) oppure possono essere alimentati separatamente attraverso l'utilizzo di due alimentatori (doppia accensione).
Example of dimmable installation with KZQ-4 Code 30949 (Push button DIM / 0-10V DIM / DALI DIM) or non-dimmable installation. The LED Strip and the MICRO spots can be powered together (single switch) or they can be powered separately through the use of two power supplies (double switch).

Treiber / Driver 48V.

SLIM CV LED DRIVER



48Vdc

Art.-Nr *Code*	Watt Range	Output current mA	16A	ic	Power factor	L (mm)	P (mm)	H (mm)
RN9175/48/75	75	0-1800mA	15	25A 200µS	0,95 λ	180	52	30
RN9175/48/120	120	0-2500 mA	15	25A 200µS	0,95 λ	300	40	30

LED Quadro Serie

A RICHIESTA
ON DEMAND

WIRELESS

Bluetooth

Vedi pag.
see page
386-387



A richiesta:
- Potenze diverse
- Temperatura di colore 3000K - 5.000K
- Colore corpo custom
- Lenti con gradazioni differenti

On request:
- *Different powers*
- *Color temperature 3000K - 5.000K*
- *Custom body color*
- *Lenses with different shades*

30°- Semi-concentrante - *Spot*

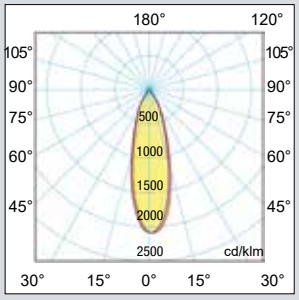

90° - Diffondente - *Wide*

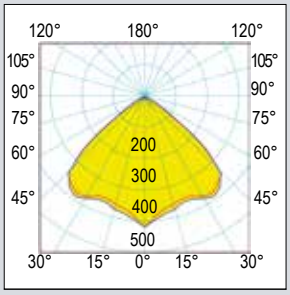

Orientabilità - *Adjustability*



Apparecchi a LED compatti e potenti, di forma contenuta con spessore di soli 24mm. sono adatti ad illuminare centri commerciali, ambienti industriali e aree espositive in genere; con corpo pressofuso in alluminio di alta qualità. Adatti per musei , negozi, esposizioni, nessuna emissione di raggi UV o infra-rossi (col tempo non scoloriscono ne scaldano gli oggetti).

Corpo: in acciaio verniciato di colore bianco RAL9010 o nero RAL9005.

Lenti: lenti a distribuzione ampia in metacrilato trasparente con superficie esterna chiara.

Schermo: tecnopolimero trasparente.

Temperatura di colore: 4000K.

Conforme alla norma: EN60598-1, RG0 nessun rischio fotobiologico ai fini della norma EN62471.

Led: CREE mantenimento del flusso luminoso minimo al 80%: L80B20>50.000h.

Driver: incluso Fattore di potenza ≥0,95.

Prodotto conforme alle direttive:

Triple anti-glare led track spot light with High quality aluminum diecast light body, Cold forging process on high purity metal. Perfect for art gallery and fashion shop lighting.
Suitable for museums, shops and displays, no UV ray or infra-red emissions (they do not cause objects to fade or heat up over time).

Body: *in steel painted in white RAL9010 or black RAL9005.*

Lens: *Wide distribution lenses in clear methacrylate with clear outer surface.*

Screen: *transparent polymer sheet.*

Colour temperature: *4000K.*

Compliant with standard: *EN60598-1, RG0 no photobiological risk for the purposes mentioned in standard EN62471.*

LED: CREE *maintenance of 80% minimum luminous flux: L80B20>50.000h.*

Driver: *included ≥0.95 Power factor.*

Product compliant with directives:

220 240V | 50/60 Hz | IK07 | IP40 | CRI 90 | +40 C° -20 | DRIVER INCLUDED | RG0

RETAIL | MARKET | SCHOOL 1+1=2 ABC | HOTEL | HOSPITAL | OFFICE | GYM | FLICKER FREE

LED Quadro trifase 37W



±355° | ±90°

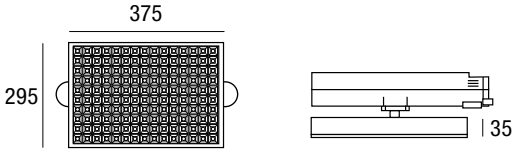

	colour	W max	lm output max *	K		pcs	Kg	CELL
	B	37	4200	4000	90°	001	3	33555-90
	N	37	4200	4000	90°	001	3	33556-90
	B	37	4200	4000	30°	001	3	33555-30
	N	37	4200	4000	30°	001	3	33556-30
DALI 2 PUSH	B	37	4200	4000	90°	001	3	33555-90-DA
DALI 2 PUSH	N	37	4200	4000	90°	001	3	33556-90-DA
DALI 2 PUSH	B	37	4200	4000	30°	001	3	33555-30-DA
DALI 2 PUSH	N	37	4200	4000	30°	001	3	33556-30-DA

3000K | 5000K

A richiesta, minimo 50 pcs, aggiungere 3K o 5K dopo il codice.
On request, at least 50 pcs, add 3K or 5K after the code.

LED Quadro trifase 30W



±355° | ±90°

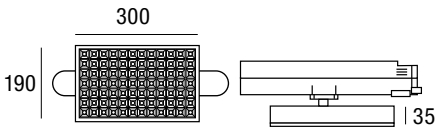

	colour	W max	lm output max *	K		pcs	Kg	CELL
	B	30	3100	4000	90°	001	2,5	33557-90
	N	30	3100	4000	90°	001	2,5	33558-90
	B	30	3100	4000	30°	001	2,5	33557-30
	N	30	3100	4000	30°	001	2,5	33558-30
DALI 2 PUSH	B	30	3100	4000	90°	001	2,5	33557-90-DA
DALI 2 PUSH	N	30	3100	4000	90°	001	2,5	33558-90-DA
DALI 2 PUSH	B	30	3100	4000	30°	001	2,5	33557-30-DA
DALI 2 PUSH	N	30	3100	4000	30°	001	2,5	33558-30-DA

3000K

A richiesta, minimo 50 pcs, aggiungere 3K dopo il codice.
On request, at least 50 pcs, add 3K after the code.

Fornito di dip switch per la selezione della corrente in uscita - *Equipped with dip switch for selecting the current output.*



con dip switch per la selezione della corrente

CE | EMC 300MHz | SELV | RoHS compliance | EL | PFC | DIP-SWITCH | Multipower | RIPPLE FREE

Iout	mA	500	600	700	800	900	1000	1050
Power *	W	18	21	25	28	32	35	37
Lm output max **	Lm	1980	2300	2750	3080	3520	3850	4200

* La taratura del Driver non deve in nessun caso superare la potenza (Wmax) della lampada.
The Driver setting must in no case exceed the power (Wmax) of the lamp.

Taratura standard di fabbrica
Driver Standard factory setting

LED Museum

NEW

A RICHIESTA
ON DEMAND

CASAMBI

DALI 2



Proiettore orientabile progettati per illuminare musei, spazi commerciali, supermercati, grandi magazzini, retail e qualsiasi ambiente dove è necessaria un'illuminazione generale e d'accento.
L'utilizzo di COB Philips ad altissima efficienza con spettri dedicati garantisce una resa illuminotecnica elevata in relazione al consumo di energia, annullando i costi di manutenzione con un notevole risparmio economico.
Installazione: su binario trifase Eurostandard (completo di adattatore)
Corpo: in alluminio pressofuso UNI 5076, verniciato con polvere termoindurente poliestere. Colore Nero opaco RAL 9005 o Bianco opaco RAL 9016.
Orientabilità: Z=355°, Y=90°
Verniciatura: di tipo poliestere eseguita a polvere
Ottica: concentrante e semi concentrante
Riflettore: segmentato premium ad alta efficienza
Schermo: vetro temperato di spessore 3mm
Temperatura di colore: 2700K, 3000K, 3500K e 4000K.
Conforme alla norma: EN60598-1, RG0 nessun rischio fotobiologico ai fini della norma EN62471.
Led: **PHILIPS FORTIMO SLM C** - utilizzo di COB ad altissima efficienza con spettri dedicati, mantenimento del flusso luminoso: 66.000h (L90B10).
Driver: incluso Fattore di potenza ≥0,95.

Adjustable projector designed to illuminate museums, commercial spaces, supermarkets, department stores, retail and any environment where general and accent lighting is required.
The use of ultra-high efficiency Philips COBs with dedicated spectra guarantees high lighting output in relation to energy consumption, eliminating maintenance costs with significant economic savings.
Installation: on Eurostandard three-phase track (complete with adapter)
***Body:** in die-cast aluminum UNI 5076, painted with thermosetting polyester powder. Color Matt black RAL 9005 or Matt white RAL 9016.*
***Orientability:** Z = 355 °, Y = 90 °*
***Painting:** polyester type performed with powder*
***Optics:** concentrating and semi-concentrating*
***Reflector:** premium segmented high efficiency*
***Screen:** 3 mm thick tempered glass*
***Color temperature:** 2700K, 3000K, 3500K and 4000K.*
***Compliant with standard:** EN60598-1, RG0 no photobiological risk for the purposes of standard EN62471.*
***Led:** PHILIPS FORTIMO SLM C - use of very high efficiency COBs with dedicated spectra, luminous flux maintenance after: 66,000h (L90B10).*
***Driver:** included Power factor ≥0,95.*



Taratura/*Settings* DIP-SWITCH

Iout	**mA**	300	450	550	650
Lm	**Lm output**	2000	2500	3000	3500
Power	**W**	**13**	**19**	**23**	**27**
				Taratura standard di fabbrica *Driver standard factory settings*	



220 240V | 50/60 Hz | IK07 | IP20 | CR>90 | +40 C° -20 | CE | DRIVER INCLUDED MULTIPOWER | RGO | FLICKER FREE

RETAIL | MARKET | SCHOOL 1+1=2 ABC | HOTEL | HOSPITAL | OFFICE | GYM

LED Museum





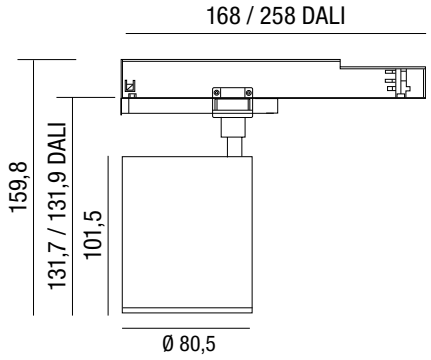

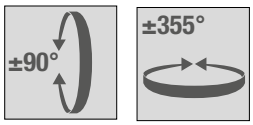

	colour	W max	K		pcs	Kg	CELL
	B	27	2700	30°	001	1,30	MUS2730WH
DALI 2PUSH	B	27	2700	30°	001	1,30	MUS2730WHDA
	B	27	2700	40°	001	1,30	MUS2740WH
DALI 2PUSH	B	27	2700	40°	001	1,30	MUS2740WHDA
	B	27	3000	30°	001	1,30	MUS3030WH
DALI 2PUSH	B	27	3000	30°	001	1,30	MUS3030WHDA
	B	27	3000	40°	001	1,30	MUS3040WH
DALI 2PUSH	B	27	3000	40°	001	1,30	MUS3040WHDA
	B	27	3500	30°	001	1,30	MUS3530WH
DALI 2PUSH	B	27	3500	30°	001	1,30	MUS3530WHDA
	B	27	3500	40°	001	1,30	MUS3540WH
DALI 2PUSH	B	27	3500	40°	001	1,30	MUS3540WHDA
	B	27	4000	30°	001	1,30	MUS4030WH
DALI 2PUSH	B	27	4000	30°	001	1,30	MUS4035WHDA
	B	27	4000	40°	001	1,30	MUS4040WH
DALI 2PUSH	B	27	4000	40°	001	1,30	MUS4040WHDA
	N	27	2700	30°	001	1,30	MUS2730BL
DALI 2PUSH	N	27	2700	30°	001	1,30	MUS2730BLDA
	N	27	2700	40°	001	1,30	MUS2740BL
DALI 2PUSH	N	27	2700	40°	001	1,30	MUS2740BLDA
	N	27	3000	30°	001	1,30	MUS3030BL
DALI 2PUSH	N	27	3000	30°	001	1,30	MUS3030BLDA
	N	27	3000	40°	001	1,30	MUS3040BL
DALI 2PUSH	N	27	3000	40°	001	1,30	MUS3040BLDA
	N	27	3500	30°	001	1,30	MUS3530BL
	N	27	3500	30°	001	1,30	MUS3530BLDA
	N	27	3500	40°	001	1,30	MUS3540BL
	N	27	3500	40°	001	1,30	MUS3540BLDA
	N	27	4000	30°	001	1,30	MUS4030BL
DALI 2PUSH	N	27	4000	30°	001	1,30	MUS4030BLDA
	N	27	4000	40°	001	1,30	MUS4040BL
DALI 2PUSH	N	27	4000	40°	001	1,30	MUS4040BLDA

30°

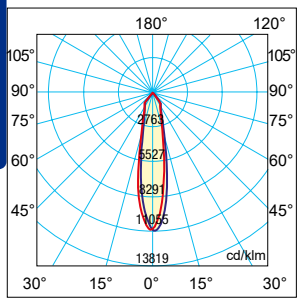

40°

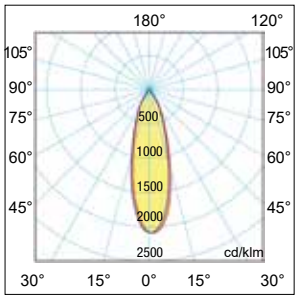

Track light

LED Primadonna 60 - LED Primadonna RGBW

FULL COLOR



Serie di proiettori orientabili progettati per illuminare spazi commerciali (supermercati, grandi magazzini, retail, ecc.), uffici e qualsiasi ambiente dove è necessaria un'illuminazione generale e d'accento.
L'utilizzo della tecnologia LED garantisce una resa illuminotecnica elevata in relazione al consumo di energia, annullando i costi di manutenzione con un notevole risparmio economico.
Installazione: su binario trifase Eurostandard (completo di adattatore)
Corpo: in alluminio pressofuso UNI 5076, verniciato con polvere termoindurente poliestere. Colore Nero opaco RAL 9005 o Bianco opaco RAL 9010.
Orientabilità: Z=350°, Y=90°
Viteria: in acciaio
Verniciatura: di tipo poliestere eseguita a polvere
Ottica: concentrante e semi concentrante
Schermo: vetro temperato di spessore 3mm
Temperatura di colore: 3000K e 4000K; altre temperature di colore a richiesta. Versione RGB.
Conforme alla norma: EN60598-1, RG0 nessun rischio fotobiologico ai fini della norma EN62471.
Led: CREE mantenimento del flusso luminoso minimo al 80%: L80B20>50.000h.
Driver: incluso Fattore di potenza ≥0,95.

A series of direction-adjustable flood lights designed for lighting in shopping malls (supermarkets, department stores, retail stores, etc.), offices and any facility requiring general and accent lighting.
The use of LED technology guarantees high lighting engineering output in relation to energy consumption, eliminating maintenance costs and thereby offering considerable economic savings.
***Installation:** on three-phase Eurostandard tracks (complete with adapter)*
***Body:** made by UNI 5076 die-cast aluminum, coated with polyester thermoset powder.*
***Adjustablility:** Z=350°, Y=90°.*
***Screws:** made by steel.*
***Coating:** coated with powdered polyester. RAL Black 9005 or RAL 9010 White color.*
***Optic:** semi-clumping.*
***Optic:** clumping and semi-clumping.*
***Shield:** tempered glass with 3mm thickness.*
***Color temperature:** 3000K and 4000K; other color temperatures available on demand. RGB Version.*
***According to standard:** EN60598-1, RG0 exempt from photobiological risks in compliance with standard EN62471.*
***Led:** CREE maintenance of minimum luminous flux to 80%: L80B20>50.000h.*
***Driver:** included* Power factor ≥0,95.

Orientabilità - *Adjustability*






220 240V | 50/60 Hz | IK07 | IP20 | CR>90 | +40 C° -20 | CE | DRIVER INCLUDED MULTIPOWER | RGO | FLICKER FREE

RETAIL | MARKET | SCHOOL 1+1=2 ABC | HOTEL | HOSPITAL | OFFICE | GYM

LED Primadonna 60W





LED Primadonna 60W

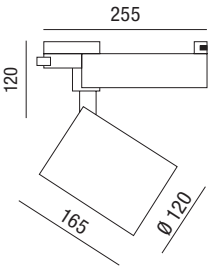

A RICHIESTA ON DEMAND | WIRELESS | DALI 2

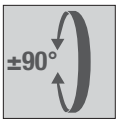

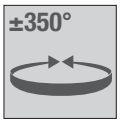

colour	W	lm output	K	△	pcs	Kg	CELL
B	60	7800	3000	40°	001	1,55	32920/60
B	60	7800	4000	40°	001	1,55	32920/60/4K
B	60	7800	3000	24°	001	1,55	32921/60
B	60	7800	4000	24°	001	1,55	32921/60/4K
N	60	7800	3000	40°	001	1,55	32922/60
N	60	7800	4000	40°	001	1,55	32922/60/4K
N	60	7800	3000	24°	001	1,55	32923/60
N	60	7800	4000	24°	001	1,55	32923/60/4K

24°

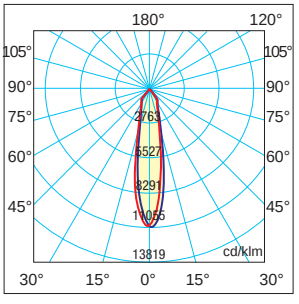

40°

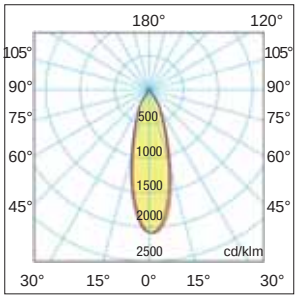



100-240V | 50/60 Hz | IK10 | IP40 | CR>90 | +40 C° -20 | CE | RETAIL | MARKET | UK CA | CB | REACH Compliant

caimeta APP

To download an app with a QR code

RGB | FLICKER FREE

LED Primadonna RGBW







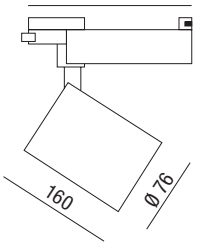

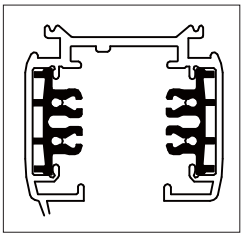

Per binario trifase a 4 fili
For 4 wire 3 phase track

colour	W	lm output	K		pcs	Kg	CELL
B	30	3000	FULL COLOR	36°	016	0,70	32920/RGB
N	30	3000		36°	016	0,70	32922/RGB









R G B W FULL COLOR

Questa tecnologia consente inoltre di ottenere un bianco puro oltre a tutte le gradazioni cromatiche, senza l'influenza dei colori RGBW.

This technology makes it possible to achieve pure white in addition to every shade of colour, without the influence of RGBW colours.

- Controllabile solo con **APP Caimeta**
- 30W , IP20 , 24°
- Compatibile con Binari trifase serie: Staff, Global, Nuco, Nordic
- **AIColor:** Una funzione di illuminazione rivoluzionaria che utilizza la tecnologia AI per modificare lo spettro luminoso in base al colore ed alla categoria del prodotto, rilevati automaticamente dai sensori. L'intelligenza artificiale all'interno attiva il sistema di illuminazione per generare lo spettro luminoso migliore per ogni prodotto specificato, aumentando efficacemente le vendite e migliorando l'esperienza del cliente. (Connessione Wi-Fi obbligatoria)
- **AISpace:** Imposta scene luminose in base all'occupazione del negozio, abbassando l'intensità delle luci quando l'area è vuota. Questa soluzione sostenibile riduce le emissioni di CO2 e garantisce un'esperienza di store-brand coerente, risparmiando al contempo sui costi energetici. (Connessione Wi-Fi obbligatoria)
- **AIBBS:** Questo sistema aiuta a raccogliere i dati sugli acquisti nel negozio fisico in tempo reale, similmente a quanto avviene per gli acquisti online, dando modo di conoscere per quanto tempo un prodotto viene visionato, le scelte dei clienti e le tendenze di vendita; queste informazioni sono utili per il funzionamento del negozio (o supermercato).
(Connessione Wi-Fi obbligatoria)
- Modalità automatica
- Funzionalità Master/Slave
- Piena personalizzazione dei valori RGBW e CCT

- *Commissioning only through **Caimeta APP***
- *30W , IP20, 24°*
- *Works with the following track systems: Staff, Global, Nuco, Nordic*
- ***AIColor:** a revolutionary lighting function that utilizes AI technology to achieve an adaptive light spectrum based on automatically detected commodity category and colour. The AI algorithm inside actuates the lighting system to generate the best light spectrum for each specified commodity, effectively increasing sales and improving customer experience.*
(Wi-Fi connection mandatory)
- ***AISpace:** It sets light scenes based on store occupancy, dimming lights when the area is empty. This sustainable solution reduces CO2 emissions and ensures a consistent brand experience while saving energy costs.*
(Wi-Fi connection mandatory)
- ***AIBBS:** This system helps to collect the physical store shopping data, similar to the online shopping data, updated in real time. It brings the possibility to know the Product Views, Picks, and Trends; these help the store (or supermarket) operation.*
(Wi-Fi connection mandatory)
- *Auto Mode*
- *Master/slave functioning*
- *Full customization of RGBW and CCT*

36°

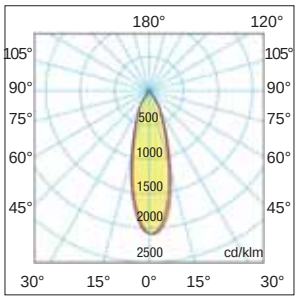

Rilevamento acquirente *Shopper detection*
Attesa prima della dimmerazione *Waiting time before dimming*
Luminosità dimmerata *dimmed Light*

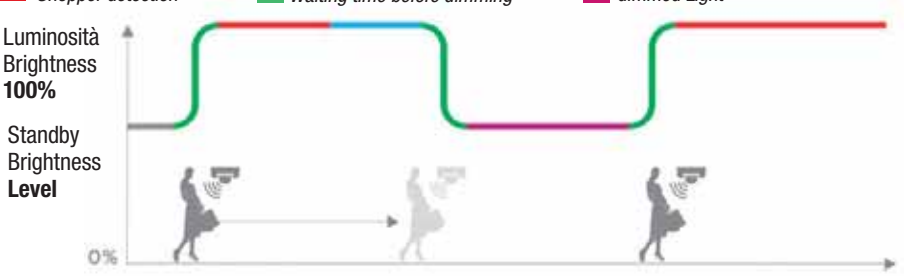

LED Regina 3CCT

A RICHIESTA
ON DEMAND

WIRELESS

DALI 2



Serie di proiettori orientabili 3CCT progettati per illuminare spazi commerciali (supermercati, grandi magazzini, retail, ecc.), uffici e qualsiasi ambiente dove è necessaria un'illuminazione generale e d'accento.
L'utilizzo della tecnologia LED garantisce una resa illuminotecnica elevata in relazione al consumo di energia, annullando i costi di manutenzione con un notevole risparmio economico.
Installazione: su binario trifase Eurostandard (completo di adattatore)
Corpo: in alluminio pressofuso UNI 5076, verniciato con polvere termoindurente poliestere. Colore Nero opaco RAL 9005 o Bianco opaco RAL 9010.
Orientabilità: Z=350°, Y=90°
Viteria: in acciaio
Verniciatura: di tipo poliestere eseguita a polvere
Ottica: concentrante e semi concentrante
Schermo: vetro temperato di spessore 3mm
Temperatura di colore: 3000K, 3500K, 4000K (3CCT).
Conforme alla norma: EN60598-1, RG0 nessun rischio fotobiologico ai fini della norma EN62471.
Led: CREE mantenimento del flusso luminoso minimo al 80%: L80B20>50.000h.
Driver: multipower 450÷1050mA, incluso Fattore di potenza ≥0,95.

3CCT series of direction-adjustable flood lights designed for lighting in shopping malls (supermarkets, department stores, retail stores, etc.), offices and any facility requiring general and accent lighting.
The use of LED technology guarantees high lighting engineering output in relation to energy consumption, eliminating maintenance costs and thereby offering considerable economic savings.
***Installation:** on three-phase Eurostandard tracks (complete with adapter)*
***Body:** made by UNI 5076 die-cast aluminum, coated with polyester thermoset powder.*
***Adjustablility:** Z=350°, Y=90°.*
***Screws:** made by steel.*
***Coating:** coated with powdered polyester. RAL Black 9005 or RAL 9010 White color.*
***Optic:** semi-clumping.*
***Optic:** clumping and semi-clumping.*
***Shield:** tempered glass with 3mm thickness.*
***Color temperature:** 3000K, 3500K, 4000K (3CCT).*
***According to standard:** EN60598-1, RG0 exempt from photo-biological risks in compliance with standard EN62471.*
***Led:** CREE maintenance of minimum luminous flux to 80%: L80B20>50.000h.*
***Driver:** multipower 450÷1050mA, included Power factor ≥0,95.*

220 240V | 50/60 Hz | IK07 | IP20 | CR>90 | +40 C° -20 | CE | DRIVER INCLUDED MULTIPOWER | RETAIL | MARKET | SCHOOL 1+1=2 ABC | HOTEL | HOSPITAL | OFFICE | GYM | RG0 | FLICKER FREE

LED Regina 3 CCT

NEW



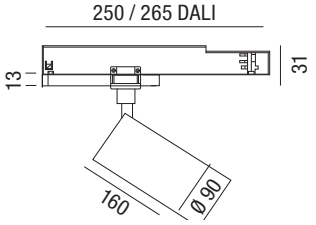

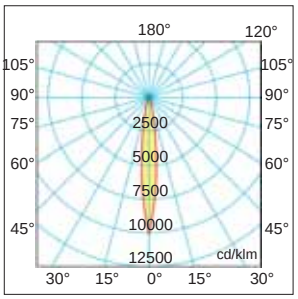

25°

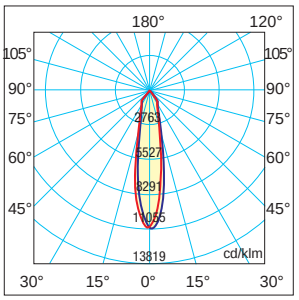

40°

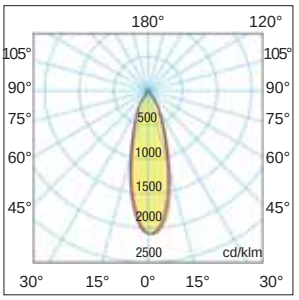

	colour	W max	K				pcs	Kg	CELL
U-BOOT	B	40	3000	3500	4000	15°	001	1,30	REG3CCT3015
U-BOOT DALI 2 PUSH	B	40	3000	3500	4000	15°	001	1,30	REG3CCT3015DA
U-BOOT	B	40	3000	3500	4000	25°	001	1,30	REG3CCT3025
U-BOOT DALI 2 PUSH	B	40	3000	3500	4000	25°	001	1,30	REG3CCT3025DA
U-BOOT	B	40	3000	3500	4000	40°	001	1,30	REG3CCT3040
U-BOOT DALI 2 PUSH	B	40	3000	3500	4000	40°	001	1,30	REG3CCT3040DA
U-BOOT	N	40	3000	3500	4000	15°	001	1,30	REG3CCT3015B
U-BOOT DALI 2 PUSH	N	40	3000	3500	4000	15°	001	1,30	REG3CCT315BDA
U-BOOT	N	40	3000	3500	4000	25°	001	1,30	REG3CCT3025B
U-BOOT DALI 2 PUSH	N	40	3000	3500	4000	25°	001	1,30	REG3CCT325BDA
U-BOOT	N	40	3000	3500	4000	40°	001	1,30	REG3CCT3040B
U-BOOT DALI 2 PUSH	N	40	3000	3500	4000	40°	001	1,30	REG3CCT340BDA

Accessori non inclusi - *Not included accessories*

Filtri - *Filters*

Colour	Code	Code
N	Frangiluce nido d'ape. *Honeycomb louvre.*	REG3CCT/FRA

Taratura Driver DIP SWITCH - *DIP SWITCH Driver setting*





Taratura/*Settings*		DIP-SWITCH								
Iout	mA	450	550	650	700	800	900	950	1000	1050
Lm	Lm output	2090	2530	2970	3300	3630	4070	4180	4290	4400
Power	W	19	23	27	30	33	37	38	39	40
						Taratura standard di fabbrica *Driver standard factory settings*				

Track light

LED Primavera Trifase

A RICHIESTA
ON DEMAND

WIRELESS



Serie di proiettori orientabili progettati per illuminare spazi commerciali (supermercati, grandi magazzini, retail, ecc.), uffici e qualsiasi ambiente dove è necessaria un'illuminazione generale e d'accento.
L'utilizzo della tecnologia LED garantisce una resa illuminotecnica elevata in relazione al consumo di energia, annullando i costi di manutenzione con un notevole risparmio economico.
Installazione: su binario trifase Eurostandard (completo di adattatore).
Corpo: in alluminio pressofuso UNI 5076, verniciato con polvere termoindurente poliestere.
Colore: Nero RAL 9005 o Bianco RAL 9003.
Orientabilità: Z=355°, Y=90°
Viteria: in acciaio.
Verniciatura: di tipo poliestere eseguita a polvere.
Ottica: concentrante e semi concentrante.
Schermo: vetro temperato trasparente di spessore 3mm .
Temperatura di colore: 4000K.
Conforme alla norma: EN60598-1, RG0 nessun rischio fotobiologico ai fini della norma EN62471.
Led: CREE mantenimento del flusso luminoso minimo al 80%: L80B20>50.000h.
Driver: incluso Fattore di potenza ≥0,95.

A series of direction-adjustable flood lights designed for lighting in shopping malls (supermarkets, department stores, retail stores, etc.), offices and any facility requiring general and accent lighting.
The use of LED technology guarantees high lighting engineering output in relation to energy consumption, eliminating maintenance costs and thereby offering considerable economic savings.
***Installation:** on three-phase Eurostandard tracks (complete with adapter)*
***Body:** made by UNI 5076 die-cast aluminum, coated with polyester thermoset powder.*
***Adjustablility:** Z=355°, Y=90°.*
***Screws:** made by steel.*
***Coating:** coated with powdered polyester. Black or RAL 9010 White color.*
***Optic:** semi-clumping.*
***Optic:** clumping and semi-clumping.*
***Shield:** t3mm thick transparent tempered glass.*
***Color temperature:** 4000K.*
***According to standard:** EN60598-1, RG0 exempt from photobiological risks in compliance with standard EN62471.*
***Led:** CREE maintenance of minimum luminous flux to 80%: L80B20>50.000h.*
***Driver:** included Power factor ≥0,95.*

Orientabilità - *Adjustability*





220 240V | 50/60 Hz | IK07 | IP20 | CRI>90 | +40 C° -20 | CE | DRIVER INCLUDED MULTIPOWER | RGO | FLICKER FREE

RETAIL | MARKET | SCHOOL 1+1=2 ABC | HOTEL | HOSPITAL | OFFICE | GYM

LED Primavera trifase 20-30W





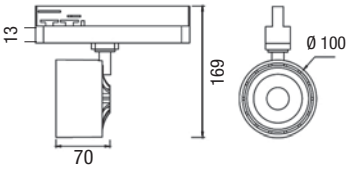

	colour	W	K	△	pcs	Kg	CELL
	B	30	3000	40°	002	1,30	PRV30403KW
DALI 2 PUSH	B	30	3000	40°	002	1,30	PRV30403KWDA
	N	30	3000	40°	002	1,30	PRV30403KB
DALI 2 PUSH	N	30	3000	40°	002	1,30	PRV30403KBDA
	B	30	4000	40°	002	1,30	PRV30404KW
DALI 2 PUSH	B	30	4000	40°	002	1,30	PRV30404KWDA
	N	30	4000	40°	002	1,30	PRV30404KB
DALI 2 PUSH	N	30	4000	40°	002	1,30	PRV30404KBDA



40°

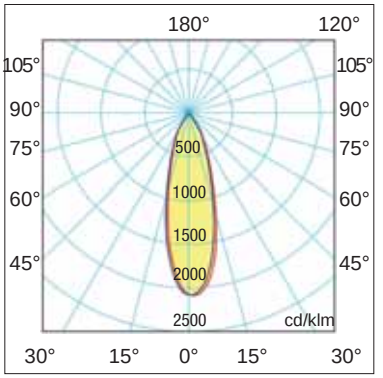



Taratura/*Settings* DIP-SWITCH							
Iout	**mA**	300	400	450	550	650	700
Lm	**Lm output**	1.690	2.210	2.470	2.990	3.510	3.770
Power	**W**	**13**	**17**	**19**	**23**	**27**	**29**
				Taratura standard di fabbrica *Driver standard factory settings*			

Track light

LED Shop windows trifase

A RICHIESTA
ON DEMAND

WIRELESS

DALI 2

Proiettore orientabile progettato per illuminare spazi commerciali e uffici, grazie alla sua versatilità risulta particolarmente adatto per dare vita alle vetrine di negozi e qualsiasi ambiente dove è necessaria un'illuminazione generale e d'accento.
L'utilizzo della tecnologia LED garantisce una resa illuminotecnica elevata in relazione al consumo di energia, annullando i costi di manutenzione con un notevole risparmio economico.
Installazione: su binario trifase Eurostandard (completo di adattatore) o a parete plafone (versione C-W).
Corpo: in alluminio pressofuso UNI 5076, verniciato con polvere termoindurente poliestere.
Orientabilità: Z=350°, Y=180°
Viteria: in acciaio
Verniciatura: di tipo poliestere eseguita a polvere, colore nero RAL 9005 o bianco RAL 9010.
Ottica: concentrante e semi concentrante
Schermo: vetro temperato di spessore 3mm
Temperatura di colore: 3000K e 4000K; altre temperature di colore a richiesta.
Conforme alla norma: EN60598-1, RG01 nessun rischio fotobiologico ai fini della norma EN62471.
Led: mantenimento del flusso luminoso minimo al 80%: L80B20>50.000h.
Driver: incluso Fattore di potenza ≥0,95.

Direction-adjustable flood light designed for lighting in shopping and offices, thanks to its versatility it is particularly suitable for giving life to shop windows and any environment where general and accent lighting is required.
The use of LED technology guarantees high lighting engineering output in relation to energy consumption, eliminating maintenance costs and thereby offering considerable economic savings.
Installation: *on three-phase Eurostandard tracks (complete with adapter) or wall-ceiling (C-W version).*
Body: *made by UNI 5076 die-cast aluminum, coated with polyester thermoset powder.*
Adjustablility: *Z=350°, Y=180°.*
Screws: *made by steel.*
Coating: *coated with powdered polyester, black RAL 9005 or white RAL 9010.*
Optic: *semi-clumping.*
Optic: *clumping and semi-clumping.*
Shield: *tempered glass with 3mm thickness.*
Color temperature: *3000K and 4000K; other color temperatures available on demand.*
According to standard: *EN60598-1, RG01 exempt from photo-biological risks in compliance with standard EN62471.*
Led: *maintenance of minimum luminous flux to 80%: L80B20>50.000h.*
Driver: *included* Power factor ≥0,95.



220 240V | 50/60 Hz | IK07 | IP20 | CR>90 | +40 C° -20 | CE | DRIVER INCLUDED MULTIPOWER | RG01 | FLICKER FREE

RETAIL | MARKET | SCHOOL 1+1=2 ABC | HOTEL | HOSPITAL | OFFICE | GYM

LED Shop windows 14W



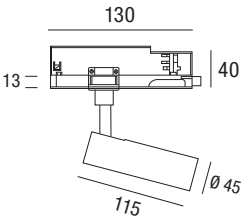



Piccolo ma potente, rimane molto discreto.
Small but powerful, remaining very discreet.

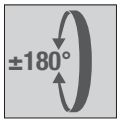





	colour	W max	K	△	pcs	Kg	CELL
	B	14	3000	40°	001	1,30	SCHW403KW
DALI 2PUSH	B	14	3000	40°	001	1,30	SCHW403KWDA
	B	14	4000	40°	001	1,30	SCHW404KW
DALI 2PUSH	B	14	4000	40°	001	1,30	SCHW404KWDA
	B	14	3000	24°	001	1,30	SCHW243KW
	B	14	4000	24°	001	1,30	SCHW244KW
	N	14	3000	40°	001	1,30	SCHW403KB
DALI 2PUSH	N	14	3000	40°	001	1,30	SCHW403KBDA
	N	14	4000	40°	001	1,30	SCHW404KB
DALI 2PUSH	N	14	4000	40°	001	1,30	SCHW404KBDA
	N	14	3000	24°	001	1,30	SCHW243KB
	N	14	4000	24°	001	1,30	SCHW244KB



24°

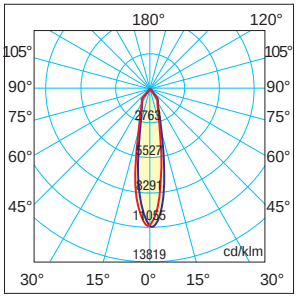

40°

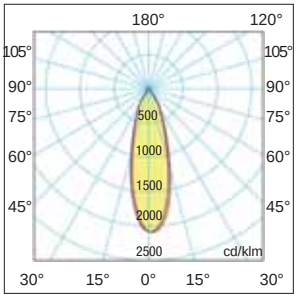

Taratura/*Settings* DIP-SWITCH						
Iout	**mA**	150	200	250	300	350
Lm	**Lm output**	600	800	1000	1200	1400
Power	**W**	**6**	**8**	**10**	**12**	**14**
			Taratura standard di fabbrica Standard factory settings			

Infinity trifase

NEW

A RICHIESTA
ON DEMAND

0-10V | DALI 2 | WIRELESS | EMER



LED Infinity trifase dark light.

Sistema luminoso trifase con ottica comfort dark, ideale per uffici, reception, supermarket, palestre.

Installazione: a binario trifase.
Corpo: alluminio estruso anodizzato al naturale verniciato (goffrato) a polveri epossidiche bianco RAL 9010 e nero RAL 9005.
Ottica comfort dark: simmetrica 65° in policarbonato metallizzato anti-abbagliamento per un miglior confort visivo.
Conforme alla norma: EN60598-1, RG0 nessun rischio fotobiologico ai fini della norma EN62471.
Led: Lumileds SMD CRI90 mantenimento del flusso luminoso minimo L80B20>50.000h.
Driver multipotenza: Incluso > 50.000 h Fattore di potenza ≥0,95.
A richiesta: per quantità si esegue il settaggio dedicato della corrente del Driver e di conseguenza la potenza di W e Lm.
Prodotto conforme alle direttive: CAM

LED Infinity trifase dark light.

Three-phase lighting system with comfort dark optics, ideal for offices, receptions, supermarkets, gyms.
Installation: *three-phase track.*
Body: *extruded anodized aluminum painted (embossed) with epoxy powders white RAL 9010 and black RAL 9005.*
Comfort dark optics: *symmetrical 65° in anti-glare metallized polycarbonate for better visual comfort.*
Compliant with standard: *EN60598-1, RG0 no photobiological risk for the purposes mentioned in standard EN62471.*
Led: Lumileds SMD CRI90 *maintenance of 80% minimum luminous flux: 50,000h (L80B10).*
Multipower driver: *Included > 50,000 h Power factor ≥0.95.*
On request: *for quantity, the dedicated setting of the Driver current and consequently the power of W and Lm is carried out.*
Product compliant with directives: CAM



220 240V | 50/60 Hz | IK07 | IP40 | CRI 90 | +40 C° -20 | 850° | DRIVER INCLUDED MULTIPOWER | RG0

RETAIL | MARKET | SCHOOL 1+1=2 ABC | HOTEL | HOSPITAL | OFFICE | GYM | TOILET | EMER

Per lampade cablate in emergenza (aggiungere **/EM** dopo il codice) sovrapprezzo del 30%.
Emergenza non possibile per versioni in linea continua.
For wired emergency lights (add /EM after the code) 30% extra charge.
Emergency not possible for versions in continuous line.

Infinity trifase





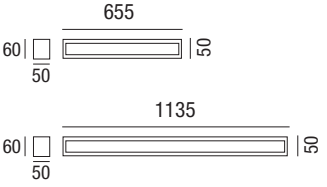

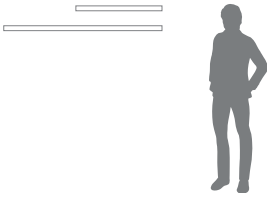

	colour	W max	Vac	lm output	lm/W	K	L [mm]	Kg	CELL
	B	16	220-240	2080	130	3000	**655**	2.00	653KPH
	B	16	220-240	2080	130	4000	**655**	2.00	654KPH
DALI 2 PUSH	B	16	220-240	2080	130	3000	**655**	2.00	653KPHDA
DALI 2 PUSH	B	16	220-240	2080	130	4000	**655**	2.00	654KPHDA
	N	16	220-240	2080	130	3000	**655**	2.00	65B3KPH
	N	16	220-240	2080	130	4000	**655**	2.00	65B4KPH
DALI 2 PUSH	N	16	220-240	2080	130	3000	**655**	2.00	65B3KPHDA
DALI 2 PUSH	N	16	220-240	2080	130	4000	**655**	2.00	65B4KPHDA
	B	30	220-240	3900	130	3000	**1135**	2.00	1133KPH
	B	30	220-240	3900	130	4000	**1135**	2.00	1134KPH
DALI 2 PUSH	B	30	220-240	3900	130	3000	**1135**	2.00	1133KPHDA
DALI 2 PUSH	B	30	220-240	3900	130	4000	**1135**	2.00	1134KPHDA
	N	30	220-240	3900	130	3000	**1135**	2.00	113B3KPH
	N	30	220-240	3900	130	4000	**1135**	2.00	113B4KPH
DALI 2 PUSH	N	30	220-240	3900	130	3000	**1135**	2.00	113B3KPHDA
DALI 2 PUSH	N	30	220-240	3900	130	4000	**1135**	2.00	113B4KPHDA

Vedi/See:
versione Infinity S-C
accessori per sospensione a binario trifase.
Infinity S-C version
accessories for three-phase track suspension.



Ottica diffondente 65°
65° Diffusing optics

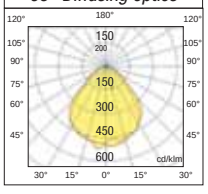



Sky system trifase

Apparecchio singolo e fila continua
Single devices and continuous line

A RICHIESTA
ON DEMAND

WIRELESS | 0-10V | DALI 2 | EMER



LED Sky slim trifase, opale, asimmetrica e bi-asimmetrica.
Sistema luminoso modulare per file continue per binario trifase in versione opale o con lenti, uffici, reception, supermarket, palestre.
Installazione: a binario trifase.
Corpo: alluminio estruso anodizzato al naturale verniciato a polveri epossidiche bianco RAL 9010 e nero RAL 9005.
Diffusore: in policarbonato trasparente ad incastro a filo + film microstrutturato UGR<19.
Diffusore asimmetrico e bi-asimmetrica: lenti in PMMA e diffusore trasparente.
Conforme alla norma: EN60598-1, RG0 nessun rischio fotobiologico ai fini della norma EN62471.
Led: Samsung SMD mantenimento del flusso luminoso minimo al 80%: L80B20>50.000h.
Driver multipotenza: Incluso > 50.000 h Fattore di potenza ≥0,95.
A richiesta: per quantità si esegue il settaggio dedicato della corrente del Driver e di conseguenza la potenza di W e Lm.
Prodotto conforme alle direttive: CAM

LED Sky slim three-phase, opal, asymmetrical, bi-asymmetrical.
Modular light system for continuous rows, for thre-phase track, in opal version or with lenses, for offices, receptions, supermarkets, gyms.
Installation: *Three-phase track.*
Body: *natural anodised extruded aluminium painted with white RAL 9010 and black RAL 9005 epoxy powders.*
Diffuser: *in flush joint transparent polycarbonate + microstructured film UGR <19.*
Asymmetric and bi-asymmetric diffuser: *lens in clear PMMA and transparent diffuser.*
Compliant with standard: *EN60598-1, RG0 no photobiological risk for the purposes mentioned in standard EN62471.*
Led: Samsung SMD *maintenance of 80% minimum luminous flux: 50,000h (L80B10).*
Multipower driver: *Included > 50.000 h Power factor ≥0.95.*
On request: *for quantity, the dedicated setting of the Driver current and consequently the power of W and Lm is carried out.*
Product compliant with directives: CAM

220 240V | 50/60 Hz | IK07 | IP40 | CRI 90 | +40 C° -20 | 850° | CE | DRIVER INCLUDED MULTIPOWER | RG0

RETAIL | MARKET | SCHOOL 1+1=2 ABC | HOTEL | HOSPITAL | OFFICE | GYM | TOILET

Sky system trifase Opal



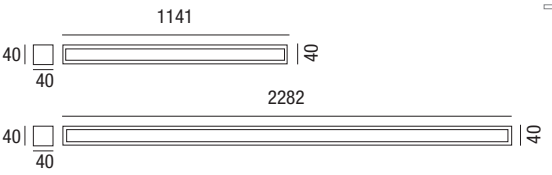



	colour	W max	Vac	lm output	lm/W	K	L [mm]	Kg	CELL
	B	30	220-240	3900	130	3000	**1141**	2.00	1003KPH
	B	30	220-240	3900	130	4000	**1141**	2.00	1004KPH
DALI 2 PUSH	B	30	220-240	3900	130	3000	**1141**	2.00	1003KPHDA
DALI 2 PUSH	B	30	220-240	3900	130	4000	**1141**	2.00	1004KPHDA
	N	30	220-240	3900	130	3000	**1141**	2.00	100B3KPH
	N	30	220-240	3900	130	4000	**1141**	2.00	100B4KPH
DALI 2 PUSH	N	30	220-240	3900	130	3000	**1141**	2.00	100B3KPHDA
DALI 2 PUSH	N	30	220-240	3900	130	4000	**1141**	2.00	100B4KPHDA
	B	50	220-240	6500	130	3000	**2282**	4.00	2003KPH
	B	50	220-240	6500	130	4000	**2282**	4.00	2004KPH
DALI 2 PUSH	B	50	220-240	6500	130	3000	**2282**	4.00	2003KPHDA
DALI 2 PUSH	B	50	220-240	6500	130	4000	**2282**	4.00	2004KPHDA
	N	50	220-240	6500	130	3000	**2282**	4.00	200B3KPH
	N	50	220-240	6500	130	4000	**2282**	4.00	200B4KPH
DALI 2 PUSH	N	50	220-240	6500	130	3000	**2282**	4.00	200B3KPHDA
DALI 2 PUSH	N	50	220-240	6500	130	4000	**2282**	4.00	200B4KPHDA

Ottica diffondente
Diffusing optics

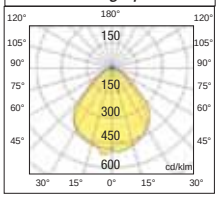

Sky system trifase asimmetrica



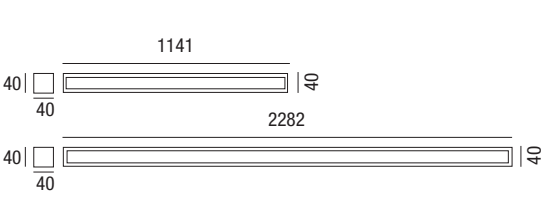



	colour	W max	Vac	lm output	lm/W	K	L [mm]	Kg	CELL
	B	30	220-240	3900	130	3000	**1141**	2.00	100AS3KPH
	B	30	220-240	3900	130	4000	**1141**	2.00	100AS4KPH
DALI 2 PUSH	B	30	220-240	3900	130	3000	**1141**	2.00	100AS3KPHDA
DALI 2 PUSH	B	30	220-240	3900	130	4000	**1141**	2.00	100AS4KPHDA
	N	30	220-240	3900	130	3000	**1141**	2.00	100ASB3KPH
	N	30	220-240	3900	130	4000	**1141**	2.00	100ASB4KPH
DALI 2 PUSH	N	30	220-240	3900	130	3000	**1141**	2.00	100ASB3KPHDA
DALI 2 PUSH	N	30	220-240	3900	130	4000	**1141**	2.00	100ASB4KPHDA
	B	50	220-240	6500	130	3000	**2282**	4.00	200AS3KPH
	B	50	220-240	6500	130	4000	**2282**	4.00	200AS4KPH
DALI 2 PUSH	B	50	220-240	6500	130	3000	**2282**	4.00	200AS3KPHDA
DALI 2 PUSH	B	50	220-240	6500	130	4000	**2282**	4.00	200AS4KPHDA
	N	50	220-240	6500	130	3000	**2282**	4.00	200ASB3KPH
	N	50	220-240	6500	130	4000	**2282**	4.00	200ASB4KPH
DALI 2 PUSH	N	50	220-240	6500	130	3000	**2282**	4.00	200ASB3KPHDA
DALI 2 PUSH	N	50	220-240	6500	130	4000	**2282**	4.00	200ASB4KPHDA

Ottica asimmetrica
asymmetric optics

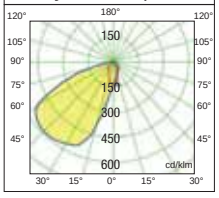

Sky system trifase

Sky system trifase bi-asimmetrica



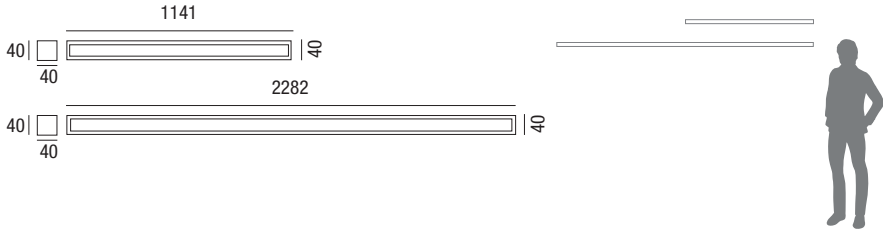

	colour	W max	Vac	lm output	lm/W	K	L [mm]	Kg	CELL
	B	30	220-240	3900	130	3000	**1141**	2.00	100BAS3KPH
	B	30	220-240	3900	130	4000	**1141**	2.00	100BAS4KPH
DALI 2 PUSH	B	30	220-240	3900	130	3000	**1141**	2.00	100BAS3KPHDA
DALI 2 PUSH	B	30	220-240	3900	130	4000	**1141**	2.00	100BAS4KPHDA
	N	30	220-240	3900	130	3000	**1141**	2.00	100BASB3KPH
	N	30	220-240	3900	130	4000	**1141**	2.00	100BASB4KPH
DALI 2 PUSH	N	30	220-240	3900	130	3000	**1141**	2.00	100BASB3KPHDA
DALI 2 PUSH	N	30	220-240	3900	130	4000	**1141**	2.00	100BASB4KPHDA
	B	50	220-240	6500	130	3000	**2282**	4.00	200BAS3KPH
	B	50	220-240	6500	130	4000	**2282**	4.00	200BAS4KPH
DALI 2 PUSH	B	50	220-240	6500	130	3000	**2282**	4.00	200BAS3KPHDA
DALI 2 PUSH	B	50	220-240	6500	130	4000	**2282**	4.00	200BAS4KPHDA
	N	50	220-240	6500	130	3000	**2282**	4.00	200BASB3KPH
	N	50	220-240	6500	130	4000	**2282**	4.00	200BASB4KPH
DALI 2 PUSH	N	50	220-240	6500	130	3000	**2282**	4.00	200BASB3KPHDA
DALI 2 PUSH	N	50	220-240	6500	130	4000	**2282**	4.00	200BASB4KPHDA

Ottica bi-asimmetrica
bi-asymmetric optics

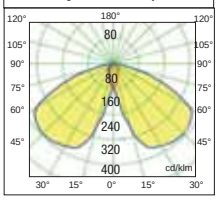





Ottica asimmetrica
Asymmetric optics

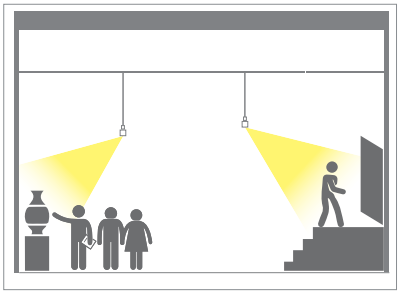

Ideale per l'illuminazione di pareti in modo uniforme.

Ideal for lighting walls evenly.

Ottica bi-asimmetrica
Bi-asymmetric optics



Adatta per gli spazi commerciali al fine di dare maggior risalto alla merce esposta rispetto alle corsie.

Suitable for commercial spaces to allow the displayed goods to stand out respect to the lanes.



Kit Spot
Spot Kit



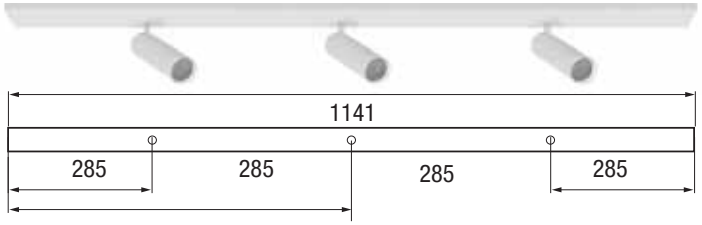

Cover 2 spot L.1141 mm.

Colour	W	lm output	K	Angolo	Code
B	2x10	2x1700	3000	15 (36)	2SPOT/3K/PH
B	2x10	2x1700	4000	15 (36)	2SPOT/4K/PH
N	2x10	2x1700	3000	15 (36)	2SPOT/B/3K/PH
N	2x10	2x1700	4000	15 (36)	2SPOT/B/4K/PH

Cover 3 spot L.1141 mm.

Colour	W	lm output	K	Angolo	Code
B	3x10	3x1700	3000	15 (36)	3SPOT/3K/PH
B	3x10	3x1700	4000	15 (36)	3SPOT/4K/PH
N	3x10	3x1700	3000	15 (36)	3SPOT/B/3K/PH
N	3x10	3x1700	4000	15 (36)	3SPOT/B/4K/PH

Spot 15°

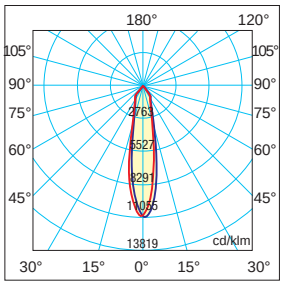

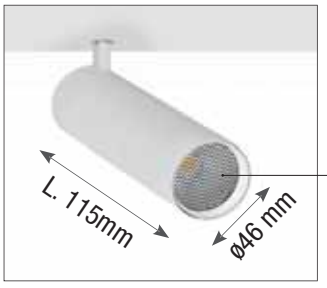



Frangiluce nido d'ape INCLUSO.
INCLUDED Honeycomb louvre

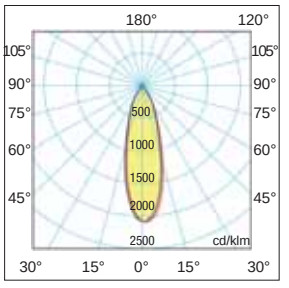

Spot 36°
a richiesta
on demand

Sistemi di controllo per binario trifase
Control systems for three-phase track



Tensione Nominale
Rated Voltage
220 ÷ 240 V
Corrente Nominale
Rated Current
0,20 A
Corrente di Spunto
Inrush Current
5 A - 50 µS

Potenza Uscita
Output Power
6,5 ÷ 31 W

Standards compliance
EN 55015
EN 61000-3-2
EN 61347-1
EN 61347-2-11
EN 61547
EN 62311
ETSI EN 300 328
ETSI EN 301 489-1
ETSI EN 301 489-17

HBTD54...

Dimmer da binario WIRELESS, gestisce fino a 35 lampade da 30W max.
WIRELESS track dimmer, controls up to 35 lamps of 30W max.



Codice Code	Colore Color
HBTD54/W	Bianco RAL 9010 White RAL 9010
HBTD54/B	Nero RAL 9005 Black RAL 9005

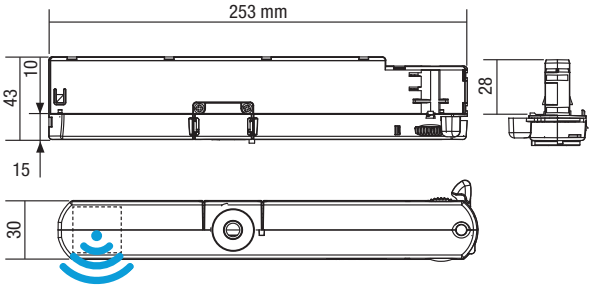



HBIR29/TK...

Sensore di movimento WIRELESS da binario, gestisce fino a 30 lampade da 30W max.
Track-mounted WIRELESS motion sensor, manages up to 30 lamps of 30W max.





Codice Code	Colore Color
HBIR29/TK/W	Bianco RAL 9010 White RAL 9010
HBIR29/TK/B	Nero RAL 9005 Black RAL 9005





RIPPLE FREE | WIRELESS | DALI | Bluetooth 5.0

*App proprietaria
*Proprietary app

Vei pag.
see page
204

Relco MYWAY

iOS android





HED5040/BT...

Adattatore da binario WIRELESS con Driver incorporato, max 40W
Track adapter with built-in WIRELESS LED driver, 40W max.



Codice Code	Colore Color
HED5040/BT/W	Bianco RAL 9010 White RAL 9010
HED5040/BT/B	Nero RAL 9005 Black RAL 9005

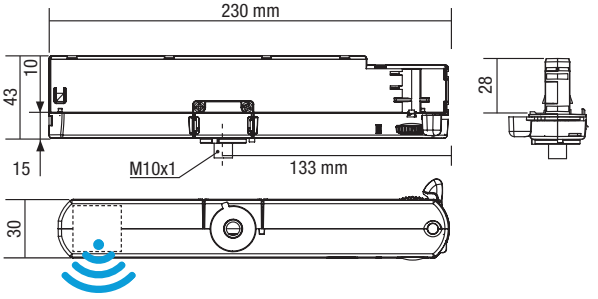

L'adattatore da binario con driver Bluetooth incorporato è applicabile a tutti i prodotti della famiglia degli spotlight trifase Relco. Questa tecnologia permette di controllare accensione/spegnimento e dimmerazione del singolo corpo luminoso in maniera autonoma*, dando la possibilità di creare scenari luminosi specifici per ogni esigenza.

The track adapter with built-in Bluetooth driver is applicable to all products in the Relco three-phase spotlight family. This technology allows you to control the switching on/off and dimming of the individual light body autonomously, giving you the possibility of creating specific lighting scenarios for every need.*

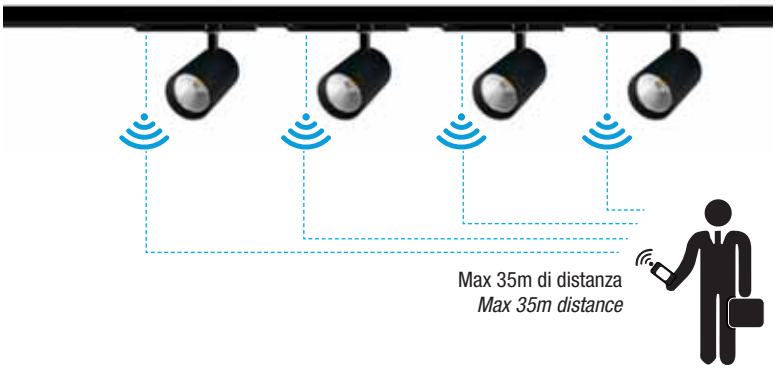

Max 35m di distanza
Max 35m distance

*** App Relco necessaria per programmazione**
**** Relco app required for programming***

Gamma di proiettori su cui è possibile montare il dimmer o l'adattatore Wireless - *Track adapter with built-in WIRELESS LED driver, 40W max.*






LED Sirio - Venere

su Binario trifase Eurostandard
on three-phase Eurostandard tracks



MADE IN ITALY

220 240V | 50/60 Hz | IK08 | IP42 IP65 | +40 C° -20 | 850° | RETAIL | MARKET | SCHOOL 1+1=2 ABC | HOTEL | HOSPITAL | OFFICE | GYM

Lampade d'emergenza
Emergency lamps

vedi pag. see page 436

220-240 Vac | **110 Vac** a richiesta on demand | 50/60 Hz | IP42 / IP65 | IK08 | M M | 850° | +40 C° -20

LED Sirio SE



Accessori non inclusi - *Not included accessories*



R00301

BINARIO CON LINEE SEPARATE
TRACK WITH SEPARATE LINES

A richiesta
On request

Sirio **R00335SXDX**



Sirio **R00335DIR**



Sirio **R00335EX**



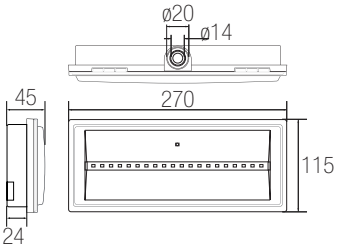

Descrizione *Description*	Potenza* *Power* W	Autonomia** *Autonomy* h.	Batteria *Battery Ni-Cd* Volt	Ah	Ricarica *Recharge* h.	Flusso medio *Average flow* SE lm	n.-nr. LED	Assorb. max W SE	Code *Code*
SIRIO IP42 11 SE 1H V I	2W (11W*)	1 (3)	3,6	0,8	12	150	20	2,7	1956L20REL
SIRIO IP42 11 SE 3H V I	2W (11W*)	3 (9)	3,6	1,6	24	150	20	2,9	1992L20REL
SIRIO IP42 18 SE 1H V I	3W (18W*)	1 (3)	3,2	1,5	12	400	20	3,5	2046LREL

LED Venere SE



Accessori non inclusi - *Not included accessories*



R00301

BINARIO CON LINEE SEPARATE
TRACK WITH SEPARATE LINES

A richiesta
On request

Venere **R00337SXDX**



Venere **R00337DIR**



Venere **R00337EX**



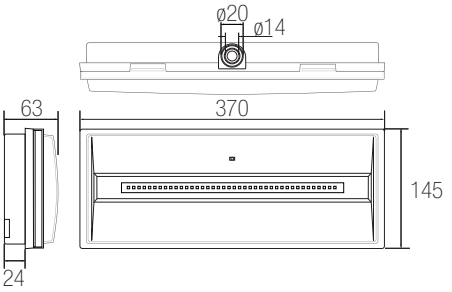

Descrizione *Description*	Potenza* *Power* W	Autonomia** *Autonomy* h.	Batteria *Battery Ni-Cd* Volt	Ah	Ricarica *Recharge* h.	Flusso medio *Average flow* SE lm	n.-nr. LED	Assorb. max W SE	Code *Code*
VENERE IP42 24 SE 1H V I	3W (24W*)	1 (3)	3,2	1,6	12	320	40	2,9	12104L40REL
VENERE IP42 24 SE 1H V I H	3W (24W*)	1	3,2	3,0	12	700	40	3,2	12104H40REL
VENERE IP42 36 SE 1H V I H	5W (36W*)	1 (2)	3,2	6,0	12	1000	40	3,2	12104SH40REL

Ⓝ **LED Venere SA-SE AUTOTEST**						SE lm	SA lm		SE W	SA W	
VENERE IP42 24 SA-SE 1H AT C	3W (24W*)	1 (3)	3,6	1,6	12	320	320	40	1,6	6,0	12104L40ASA

Ⓝ **NEMKO** - Certificato di sicurezza e compatibilità elettromagnetica - *Safety and electromagnetic compatibility certificate.*

Track light

3 - Binari trifase PLUS S-C-R - *Threephase tracks PLUS S-C-R*

Binari trifase PLUS SC, sospensione e plafone
Threephase tracks PLUS SC, suspended or ceiling



Binari trifase PLUS R, incasso
Recessed threephase tracks PLUS R



UN UNICO BINARIO PER TUTTE LE TUE IDEE DI LUCE
I nuovi binari Relco sono **TRIFASE PLUS**, incorporano cioè in un unico prodotto le funzionalità delle tre tipologie di binari EUROSTANDARD presenti sul mercato e sono quindi una soluzione **economicamente vantaggiosa** e con un grande valore aggiunto. Questi binari sono infatti l'investimento giusto per ogni tipo di progetto perché garantiscono la **compatibilità** con tutti i sistemi ad oggi sul mercato e lasciano la libertà di scegliere in un secondo momento la tipologia di sistema di illuminazione da adottare, dando quindi la **massima flessibilità progettuale presente e futura.** I binari TRIFASE PLUS® di Relco sono approvati FELV, prodotti in alluminio estruso con contatti in rame e parti plastiche in PVC. Sono disponibili in versione standard o da controsoffitto in due diverse colorazioni: Bianco e Nero.

JUST ONE TRACK FOR ALL YOUR LIGHTING IDEAS
*New Relco track system is **THREEPHASE TRACK PLUS**, it combines the functionalities of the three EUROSTANDARD tracks currently available in the market in one unique product and is therefore a **convenient solution** with a **great added value**. In fact this system is the right investment for all the kinds of projects because it guarantees **compatibility** with all the existing systems. At the same time mounting this system allows the end user to select the type of luminaire at any phase of the project, thus bringing present and future **flexibility in lighting projects**.*
Relco THREEPHASE TRACK PLUS track system is FELV tested and approved. It is manufactured in extruded alluminium with copper contacts and pvc plastic parts. It is available in two colours: White and Black, both in standard and recessed versions.
On request: hidden in-built track

BINARI TRIFASE PLUS A 6 CONDUTTORI:
Il sistema binario Omnitrack PLUS è un sistema misto trifase con due conduttori aggiuntivi per la gestione di un qualsiasi segnale (es: DALI, DMX, EMER ecc.).
THREE-PHASE PLUS TRACKS with 6 conductors:
The Omnitrack PLUS track system is a three-phase mixed system with two additional conductors for the management of any signal (e.g. DALI, DMX, EMER etc.).

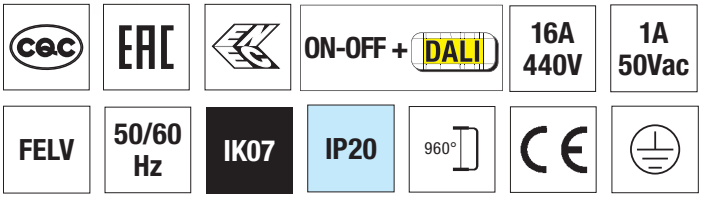

BINARIO S-C, A 6 CONDUTTORI EUROSTANDARD PLUS (DIMM DALI - DMX - EM)
EUROSTANDARD PLUS 6-CONDUCTOR TRACK (DIMM DALI - DMX - EM)

Colour	A	mm	pcs	Kg	Code
B	16	1000	001	0,86	9000A-1/W-ST
N	16	1000	001	1,71	9000A-1/B-ST
B	16	2000	001	2,56	9000A-2/W-ST
N	16	2000	001	2,56	9000A-2/B-ST
B	16	3000	001	3,40	9000A-3/W-ST
N	16	3000	001	3,40	9000A-3/B-ST



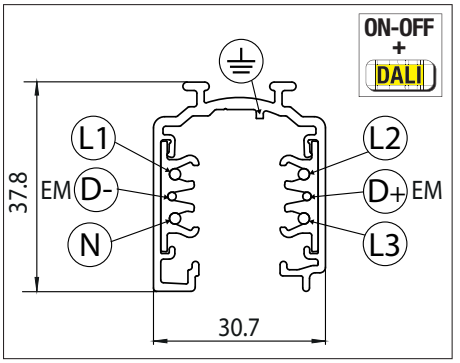

BINARIO R, A 6 CONDUTTORI EUROSTANDARD PLUS (DIMM DALI - DMX - EM)
EUROSTANDARD PLUS 6-CONDUCTOR TRACK R

Colour	A	mm	pcs	Kg	Code
B	16	1000	001	1,10	9000-1/W-R
N	16	1000	001	1,10	9000-1/B-R
B	16	2000	001	2,10	9000-2/W-R
N	16	2000	001	2,10	9000-2/B-R

Versione per controsoffitto disponibile con l'utilizzo degli appositi accessori.
Recessed version available with specific accessories.



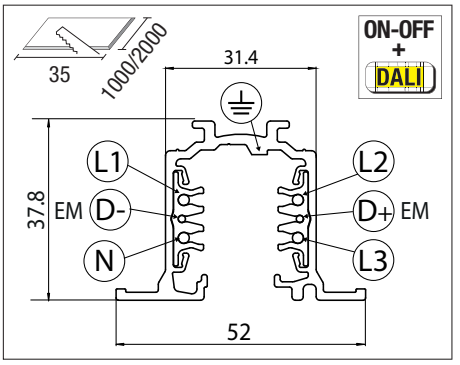

Binari trifase PLUS SC, plafone - *Threephase tracks PLUS SC, ceiling*



Binari trifase PLUS R, da incasso - *Threephase tracks PLUS R, recessed*



Adattatore simmetrico con selettore di fase
Symmetrical adapter with phase selector





Colour	A	connectors	pcs	Kg	Code
B	max 10Kg	4	010	0,05	9009-4/W
B	max 10Kg	6 DALI	010	0,05	9209/W
B	Nippel per sospensione/ *Suspension nipple*				S-9009/BC-W
N	max 10Kg	4	010	0,05	9009-4/B
N	max 10Kg	6 DALI	010	0,05	9209/B
N	Nippel per sospensione/ *Suspension nipple*				S-9009/BC-B

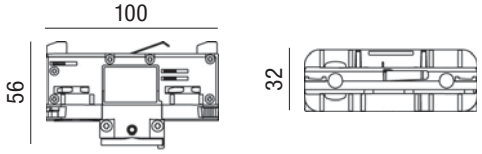

Adattatore meccanico
Mechanical adapter



Colour		pcs	Kg	Code
B	max 15Kg	010	0,02	S-9000/M-W
N	max 15Kg	010	0,02	S-9000/M-B

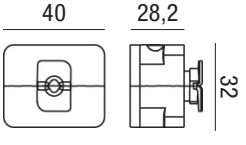

Tutti gli accessori sono compatibili con binari trifase plus a plafone, sospensione ed incasso.
All accessories are compatible with three-phase plus surface-mounted, suspended and recessed tracks.

Tutte le connessioni sono realizzate in policarbonato autoestinguente con glow wire 960°C. Le connessioni sono disponibili in tutte le versioni necessarie per la composizione di un sistema di illuminazione complesso (posizionamento fase interno/esterno, dx/sx, come segnalato nel disegno del singolo articolo dall'apposita linea rossa Fig.1).

All connections are made of self-extinguishing polycarbonate, glow wire 960°C. Connections are available in all versions that allow the construction of a complete lighting application (internal/external, R/L phase placement as per red line in the singular drawing Fig.1).

polarità - vista dall'alto
polarity ridge - floor view

Tappo di chiusura - *End cap*

	Colour	pcs	Kg	Code
	B	010	0,08	9004/W
	N	010	0,08	9004/B
Recessed	B	010	0,08	9004-R/W
Recessed	N	010	0,08	9004-R/B



Giunto lineare
Linear Joint

Colour	A	pcs	Kg	Code
B	16	010	0,05	9003/W
N	16	010	0,05	9003/B



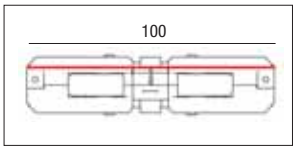

Giunto diretto
Middle feed

Colour	A	pcs	Kg	Code
B	16	010	0,20	9010/W
N	16	010	0,20	9010/B



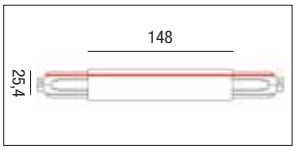

Giunto X - *X Joint*

Colour	A	pcs	Kg	Code
B	16	010	0,38	9017/W
N	16	010	0,38	9017/B



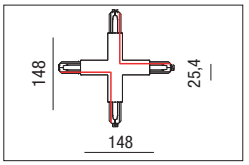

Giunto L - *L Joint*

Colour	A	pcs	Kg	DX	SX
B	16	010	0,20	9011/W	9012/W
N	16	010	0,20	9011/B	9012/B



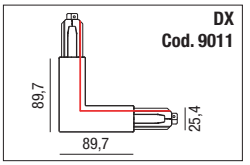

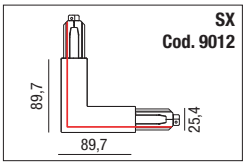

Giunto T - *T Joint*

Colour	A	pcs	Kg	INT. SX *	INT. DX *
B	16	010	0,29	9016/W	9015/W
N	16	010	0,29	9016/B	9015/B



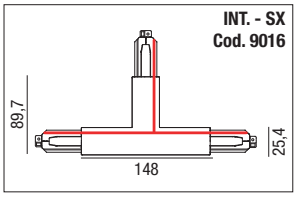

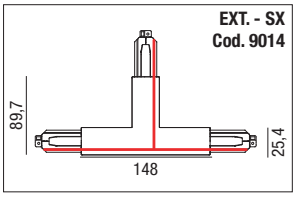

Colour	A	pcs	Kg	EXT. SX *	EXT. DX *
B	16	010	0,29	9014/W	9013/W
N	16	010	0,29	9014/B	9013/B



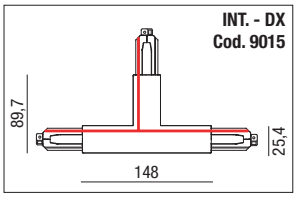

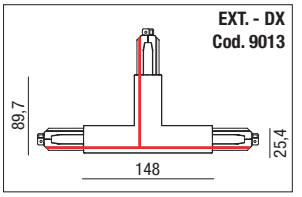

Importante: per il collegamento degli altri componenti tenere le polarità nella stessa posizione. **La dicitura interno/esterno sta ad indicare la posizione del cavo negativo del DALI rispetto al componente.**

Important: *to connect all the other components, the polarity must be kept in the same position.* ***The lettering Internal/External refers to the position of the negative connector for the DALI respectivley to the components***

N.B: Nel giunto interno il cavo Dali negativo passa all'interno.

N.B: *In the internal joint, the negative DALI cable goes from within.*

N.B: Nel giunto esterno il cavo Dali negativo passa all'esterno.

N.B: *In the external joint, the negative DALI cable goes from the outside.*

Giunto flessibile - *Adjustable corner*

Colour	A	pcs	Kg	Code
B	16	010	0,24	9018/W
N	16	010	0,24	9018/B



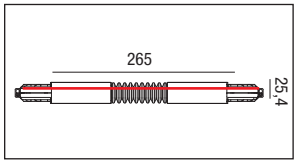

Testata - *Live end*

Colour	A	pcs	Kg	SX*	DX *
B	16	010	0.10	9001/W	9002/W
N	16	010	0.10	9001/B	9002/B



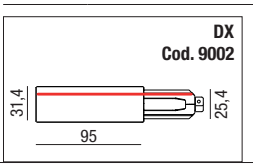

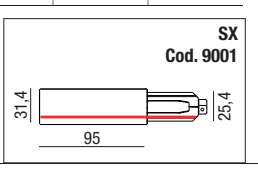

Esempio di composizione - *Example of composition*

BINARIO S-C, A 6 CONDUTTORI EUROSTANDARD PLUS
EUROSTANDARD PLUS 6-CONDUCTOR TRACK

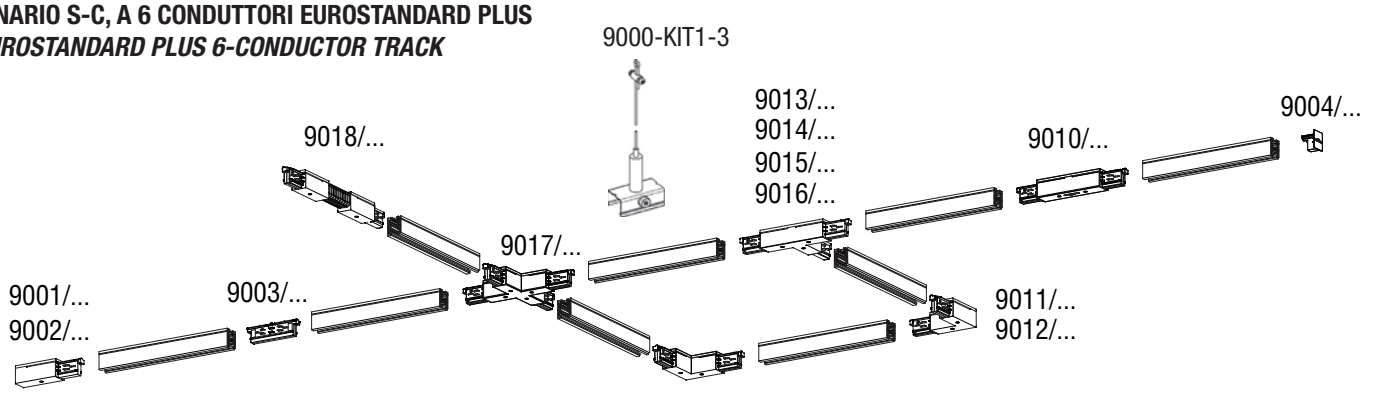

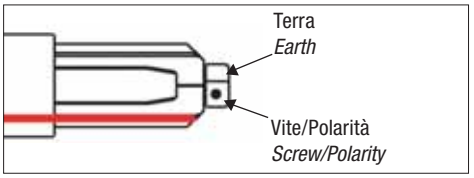

* I riferimenti SX e DX sono dati in base alla posizione della testa della vite sulla polarity.
SX and SX references are given having as a base the head of the screw on the polarity.



Kit per fissaggio a sospensione
Suspension kit

Cod. **9000-KIT1-3**
Kit per fissaggio a sospensione composto da:
- Tenditore a vite
- Filo in acciaio Ø 1,5mm
- Lunghezza 3m
- Clip con tenditore automatico

Complete suspension Kit composed by:
- Screw gripper
- Steel cable Ø 1,5mm
- Lenght 3m
- Clamp with automatic gripper

BINARIO R, A 6 CONDUTTORI EUROSTANDARD PLUS DA INCASSO
RECESSED EUROSTANDARD PLUS 6-CONDUCTOR TRACK R

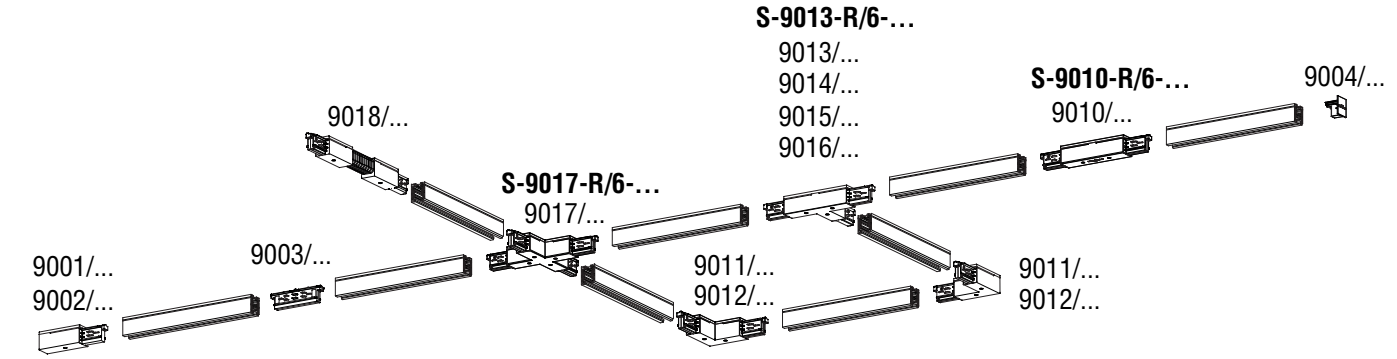

ACCESSORI CONNESSIONI BINARIO R, INCASSO
CONNECTION ACCESSORIES RECESSED TRACK

R = INCASSO / RECESSED W = B B = N

Copertura per testata - *Cover for end feed*

Colour	pcs	Kg	Code
B	010	0,026	S-9001-R/6-W
N	010	0,026	S-9001-R/6-B



Copertura per giunto diretto - *Cover for middle feed*

Colour	pcs	Kg	Code
B	010	0,08	S-9010-R/6-W
N	010	0,08	S-9010-R/6-B



Copertura per giunto a L- *Cover for L-feed*

Colour	pcs	Kg	Code
B	010	0,08	S-9011-R/6-W
N	010	0,08	S-9011-R/6-B



Copertura per giunto a T- *Cover for T-feed*

Colour	pcs	Kg	Code
B	010	0,08	S-9013-R/6-W
N	010	0,08	S-9013-R/6-B



Copertura per giunto a X- *Cover for X-feed*

Colour	pcs	Kg	Code
B	010	0,08	S-9017-R/6-W
N	010	0,08	S-9017-R/6-B



LED Shop windows CW

NEW

A RICHIESTA
ON DEMAND

WIRELESS

DALI 2

Proiettori orientabili di ridotte dimensioni, grazie alla loro versatilità risultano particolarmente adatti ad illuminare spazi commerciali e uffici possono essere inseriti in qualsiasi ambiente dove è necessaria un'illuminazione generale e d'accento, la versione con interruttore trova il suo utilizzo come abat jour il diffusore a nido d'ape distribuisce la luce in modo uniforme senza abbagliamenti.
L'utilizzo della tecnologia LED garantisce una resa illuminotecnica elevata in relazione al consumo di energia, annullando i costi di manutenzione con un notevole risparmio economico.
Installazione: a parete plafone.
Corpo: in alluminio pressofuso UNI 5076, verniciato con polvere termoindurente poliestere.
Orientabilità: Z=350°, Y=180°
Viteria: in acciaio.
Verniciatura: di tipo poliestere eseguita a polvere, colore nero RAL 9005 o bianco RAL 9010.
Ottica: semi concentrante
Schermo: vetro temperato di spessore 3mm
Temperatura di colore: 3000K e 4000K; 2700K a richiesta.
Conforme alla norma: EN60598-1, RG01 nessun rischio fotobiologico ai fini della norma EN62471.
Led: mantenimento del flusso luminoso minimo al 80%: L80B20>50.000h.
Driver: incluso Fattore di potenza ≥0,95.

Adjustable spotlights of small dimensions, thanks to their versatility they are particularly suitable for illuminating commercial spaces and offices, they can be inserted in any environment where general and accent lighting is required, the version with switch finds its use as a lampshade, the honeycomb diffuser distributes the light uniformly without glare.
The use of LED technology guarantees high lighting engineering output in relation to energy consumption, eliminating maintenance costs and thereby offering considerable economic savings.
***Installation:** wall-ceiling.*
***Body:** made by UNI 5076 die-cast aluminum, coated with polyester thermoset powder.*
***Adjustablility:** Z=350°, Y=180°.*
***Screws:** made by steel.*
***Coating:** coated with powdered polyester, black RAL 9005 or white RAL 9010.*
***Optic:** semi-clumping.*
***Shield:** tempered glass with 3mm thickness.*
***Color temperature:** 3000K and 4000K; 2700K on request.*
***According to standard:** EN60598-1, RG01 exempt from photo-biological risks in compliance with standard EN62471.*
***Led:** maintenance of minimum luminous flux to 80%: L80B20>50.000h.*
***Driver:** included* Power factor ≥0,95.



220 240V | 50/60 Hz | IK07 | IP20 | CR>90 | +40 C° -20 | CE | DRIVER INCLUDED MULTIPOWER | RG01 | FLICKER FREE

RETAIL | MARKET | SCHOOL 1+1=2 ABC | HOTEL | HOSPITAL | OFFICE | GYM

LED Shop windows 14W



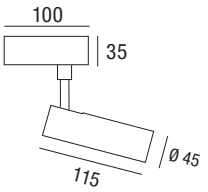



Piccolo ma potente e molto discreto.
Small but powerful and very discreet.

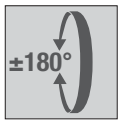



40° - 14W

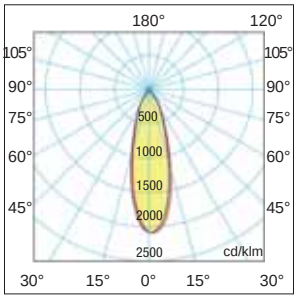

	colour	W max*	K		pcs	Kg	CELL
	B	14	3000	40°	001	1,30	SW403KCWW
DALI 2	B	14	3000	40°	001	1,30	SW403KCWWDA
	B	14	4000	40°	001	1,30	SW404KCWW
DALI 2	B	14	4000	40°	001	1,30	SW404KCWWDA
	N	14	3000	40°	001	1,30	SW403KCWB
DALI 2	N	14	3000	40°	001	1,30	SW403KCWBDA
	N	14	4000	40°	001	1,30	SW404KCWB
DALI 2	N	14	4000	40°	001	1,30	SW404KCWBDA

A richiesta: versione 2700K
On demand: *2700K version*

Taratura/*Settings* DIP-SWITCH						
Iout	**mA**	150	200	250	300	350
Lm	**Lm output**	600	800	1000	1200	1400
Power	**W***	**6**	**8**	**10**	**12**	**14**
			Taratura standard di fabbrica Standard factory settings			

LED Shop windows 6W





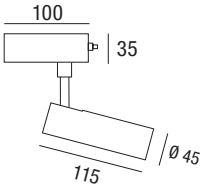

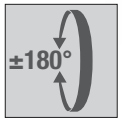

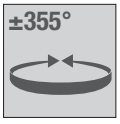

40° - 6W

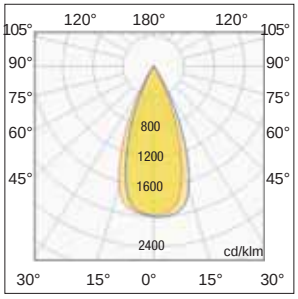

	colour	W max*	K		pcs	Kg	CELL
	B	6	3000	40°	001	1,30	SW403K6CWW
DALI 2	B	6	3000	40°	001	1,30	SW403K6CWWDA
	N	6	3000	40°	001	1,30	SW403K6CWB
DALI 2	N	6	3000	40°	001	1,30	SW403K6CWBDA

A richiesta: versione 2700K
On demand: *2700K version*



Con interruttore
With switch



Track light

LED Audace C-W-R





Serie di proiettori a plafone (C), parete (W) o semincasso (R) orientabili progettati per illuminare ambienti dove è necessaria un'illuminazione generale e d'accento.
Installazione: a soffitto e/o parete.
Corpo: in alluminio pressofuso UNI 5076, verniciato con polvere termoindurente poliestere.
Verniciatura: di tipo poliestere eseguita a polvere.
Colore nero RAL 9005 o Bianco RAL 9010.
Ottica: semi concentrante a 36° (a richiesta 12°, 24° o 45°).
Schermo: vetro temperato di spessore 3mm.
Driver: dimmerabile 0-10V. incorporato (versioni W/C)
Conforme alla norma: EN60598-1, RG0 nessun rischio fotobiologico ai fini della norma EN62471.
Led: LUMILEDS - **PHILIPS** mantenimento del flusso luminoso minimo al 80%: L80B20>50.000h.

Series of ceiling or semi-recessed adjustable projectors designed to light up place that requires general and spot lighting.
Installation: *ceiling and / or wall.*
Body: *made by UNI 5076 die-cast aluminum, coated with polyester thermoset powder.*
Coating: *coated with powdered polyester. RAL 9005 black or RAL 9010 white color.*
Optic: *semi-clumping at 36° (on request 12°, 24° o 45°).*
Shield: *tempered glass with 3mm thickness.*
Driver: *dimmable 0-10V included (W/C version).*
According to standard: *EN60598-1, RG0 exempt from photo-biological risks in compliance with standard EN62471.*
Led: LUMILEDS - **PHILIPS** *maintenance of minimum luminous flux to 80%: L80B20>50.000h.*

Orientabilità - *Adjustability*









220 240V | 50/60 Hz | IK07 | IP20 | CRI<90 | +40 C° -20 | 650° | CE | DRIVER INCLUDED 1-10V | RG0

CHURCH | DINNER | RETAIL | MARKET | HOTEL | GYM | 0-10V.

LED Audace C-W



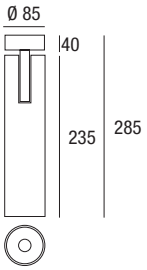

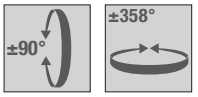

	colour	W	lm output	K	△	pcs	Kg	CELL
0-10V	B	32	3840	3000	40°	001	1,44	32928/010
0-10V	B	32	3840	4000	40°	001	1,44	32928/010/4K
0-10V	N	32	3840	3000	40°	001	1,44	32929/010
0-10V	N	32	3840	4000	40°	001	1,44	32929/010/4K

LED Audace R



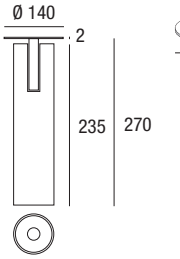



	colour	W	lm output	K	△	pcs	Kg	CELL
0-10V	B	32	4160	3000	40°	001	1,44	32930/010
0-10V	B	32	4160	4000	40°	001	1,44	32930/010/4K
DALI 2 PUSH	B	32	4160	3000	40°	001	1,44	32930/DA
DALI 2 PUSH	B	32	4160	4000	40°	001	1,44	32930/DA/4K



LED Primavera C-W-R

A RICHIESTA
ON DEMAND



Serie di proiettori a plafone (C), parete (W) o semincasso (R) orientabili progettati per illuminare ambienti dove è necessaria un'illuminazione generale e d'accento.
Installazione: a soffitto, parete o semincasso.
Corpo: in alluminio pressofuso UNI 5076, verniciato con polvere termoindurente poliestere.
Verniciatura: di tipo poliestere eseguita a polvere.
Colore nero RAL 9005 o Bianco RAL 9010.
Ottica: semi concentrante a 36° (a richiesta 12°, 24° o 45°).
Schermo: vetro temperato di spessore 3mm.
Driver Multipower: incluso
Conforme alla norma: EN60598-1, RG0 nessun rischio foto-biologico ai fini della norma EN62471.
Led: LUMILEDS - **PHILIPS** mantenimento del flusso luminoso minimo al 80%: L80B20>50.000h.

Series of ceiling or semi-recessed adjustable projectors designed to light up place that requires general and spot lighting.
Installation: *ceiling , wall or semi-recessed.*
Body: *made by UNI 5076 die-cast aluminum, coated with polyester thermoset powder.*
Coating: *coated with powdered polyester. RAL 9005 black or RAL 9010 white color.*
Optic: *semi-clumping at 36° (on request 12°, 24° o 45°).*
Shield: *tempered glass with 3mm thickness.*
Driver Multipower: *included.*
According to standard: *EN60598-1, RG0 exempt from photo-biological risks in compliance with standard EN62471.*
Led: LUMILEDS - **PHILIPS** *maintenance of minimum luminous flux to 80%: L80B20>50.000h.*



220 240V | 50/60 Hz | IK07 | IP20 | CRI>90 | +40 C° -20 | CE | DRIVER INCLUDED MULTIPOWER | RGO | FLICKER FREE

RETAIL | MARKET | SCHOOL 1+1=2 ABC | HOTEL | HOSPITAL | OFFICE | GYM

LED Primavera C-W



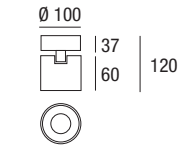

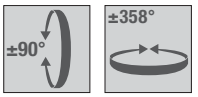

	colour	W	lm output	K	△	pcs	Kg	CELL
	B	30	3900	3000	40°	001	1,44	PRV303KWCV
	B	30	3900	4000	40°	001	1,44	PRV304KWCV
DALI 2 PUSH	B	30	3900	3000	40°	001	1,44	PRV303KWCVDA
DALI 2 PUSH	B	30	3900	4000	40°	001	1,44	PRV304KWCVDA
	N	30	3900	3000	40°	001	1,44	PRV303KBCV
	N	30	3900	4000	40°	001	1,44	PRV304KBCV
DALI 2 PUSH	N	30	3900	3000	40°	001	1,44	PRV303KBCVDA
DALI 2 PUSH	N	30	3900	4000	40°	001	1,44	PRV304KBCVDA

LED Primavera RR



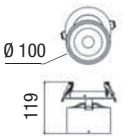





	colour	W	lm output	K	△	pcs	Kg	CELL
	B	30	3900	3000	40°	001	1,44	PRV303KWRR
	B	30	3900	4000	40°	001	1,44	PRV304KWRR
DALI 2 PUSH	B	30	3900	3000	40°	001	1,44	PRV303KWRRDA
DALI 2 PUSH	B	30	3900	4000	40°	001	1,44	PRV304KWRRDA
	N	30	3900	3000	40°	001	1,44	PRV303KBRR
	N	30	3900	4000	40°	001	1,44	PRV304KBRR
DALI 2 PUSH	N	30	3900	3000	40°	001	1,44	PRV303KBRRDA
DALI 2 PUSH	N	30	3900	4000	40°	001	1,44	PRV304KBRRDA

LED Primadonna C-W



Serie di proiettori orientabili progettati per illuminare spazi commerciali (supermercati, grandi magazzini, retail, ecc.), uffici e qualsiasi ambiente dove è necessaria un'illuminazione generale e d'accento.

Installazione: a soffitto e parete (completo di basetta di fissaggio).

Corpo: in alluminio pressofuso UNI 5076, verniciato con polvere termoindurente poliestere.

Verniciatura: di tipo poliestere eseguita a polvere. Colore nero RAL 9005 o Bianco RAL 9010.

Ottica: semi concentrante (a richiesta concentrante).

Schermo: vetro temperato di spessore 3mm.

Driver: ON-OFF - DALI 2 PUSH incorporato.

Conforme alla norma: EN60598-1, RG0 nessun rischio fotobiologico ai fini della norma EN62471.

Led: LUMILEDS - **PHILIPS** mantenimento del flusso luminoso minimo al 80%: L80B20>50.000h.

Series of adjustable projectors designed to light up retail spaces (supermarkets, department stores, shops, etc.), offices and any other place that requires general and spot lighting.

Installation: *for ceiling and wall use (complete with fixing base) .*

Body: *made by UNI 5076 die-cast aluminum, coated with polyester thermoset powder.*

Coating: *coated with powdered polyester. RAL 9005 black or RAL 9010 white color.*

Optic: *semi-clumping (clumping on demand).*

Shield: *tempered glass with 3mm thickness.*

Driver: *included ON-OFF -* DALI 2 PUSH .

According to standard: *EN60598-1, RG0 exempt from photobiological risks in compliance with standard EN62471.*

Led: LUMILEDS - **PHILIPS** *maintenance of minimum luminous flux to 80%: L80B20>50.000h.*



Orientabilità - *Adjustability*



220 240V | 50/60 Hz | IK07 | IP20 | CRI<90 | +40 C° -20 | 650° | CE | DRIVER INCLUDED | RG0

CHURCH | DINNER | RETAIL | MARKET | HOTEL | GYM

A richiesta: dimmerabile
On demand: *dimmable*

LED Primadonna C-W



20W

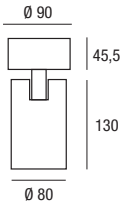



30W

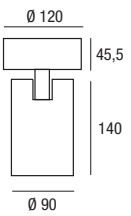



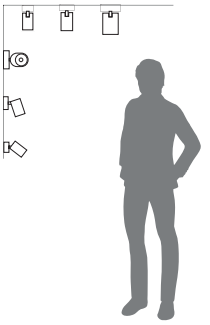



60W

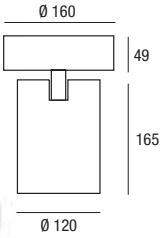

	colour	W	lm output	K		on demand	pcs	Kg	CELL
	B	20	2600	3000	40°	24°	001	1,40	32924/20
	B	20	2600	4000	40°	24°	001	1,40	32924/20/4K
	N	20	2600	4000	40°	24°	001	1,40	32925/20/4K
	B	30	3900	3000	40°	24°	001	1,40	32924/30
	N	30	3900	3000	40°	24°	001	1,40	32925/30/3K
DALI 2 PUSH	B	30	3900	3000	40°	24°	001	1,40	32924/30DA
DALI 2 PUSH	N	30	3900	3000	40°	24°	001	1,40	32925/30/3KDA
	B	30	3900	4000	40°	24°	001	1,40	32924/30/4K
	N	30	3900	4000	40°	24°	001	1,40	32925/30/4K
DALI 2 PUSH	B	30	3900	4000	40°	24°	001	1,40	32924/30/4KDA
DALI 2 PUSH	N	30	3900	4000	40°	24°	001	1,40	32925/30/4KDA
	B	60	7800	3000	40°	24°	001	1,55	32924/60
	B	60	7800	4000	40°	24°	001	1,55	32924/60/4K
	N	60	7800	3000	40°	24°	001	1,55	32935/60

LED Primadonna Meat & Vegetables





LED Camilla C



Apparecchi da soffitto a base cilindrica, ideali per spazi commerciali (grandi magazzini, retail) alberghi e dove è necessaria una illuminazione d'accento.

Driver incorporato e sorgenti luminose comprese.
Installazione: a soffitto
Corpo: alluminio pressofuso. Verniciatura di tipo poliestere eseguita a polvere.
Conforme alla norma: EN60598-1, RG0 nessun rischio fotobiologico ai fini della norma EN62471.
LED: mantenimento del flusso luminoso minimo al 80%: L80B20>50.000h.

Ceiling luminaires with a cylindrical base, ideal for commercial spaces (department stores, retail), hotels and where accent lighting is required.
Built-in driver and light sources included.
***Installation:** ceiling*
***Body:** die-cast aluminum. Powder coated polyester type.*
***Compliant with standard:** EN60598-1, RG0 no photobiological risk for the purposes of standard EN62471.*
***LED:** minimum luminous flux maintenance at 80%: L80B20>50.000h.*

LED Camilla C



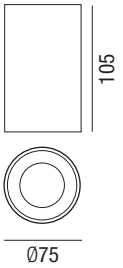

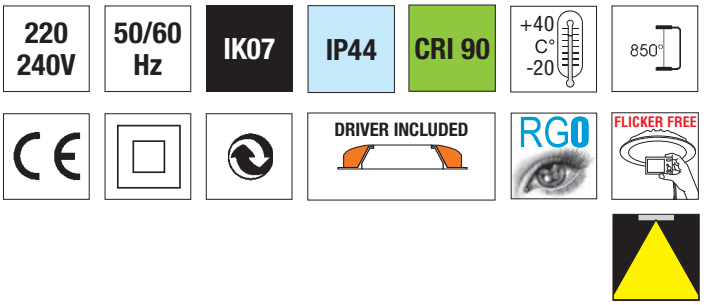

Color	W max		Lm Output		K	pcs	Kg	CELL
B	7	Led GU10	700	36°	3000	001	0,300	CAM49W7W3K
B	7	Led GU10	700	36°	4000	001	0,300	CAM49W7W4K
N	7	Led GU10	700	36°	3000	001	0,300	CAM49B7W3K
N	7	Led GU10	700	36°	4000	001	0,300	CAM49B7W4K

36°

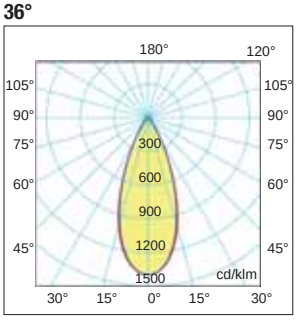



LED Dolcetondo C

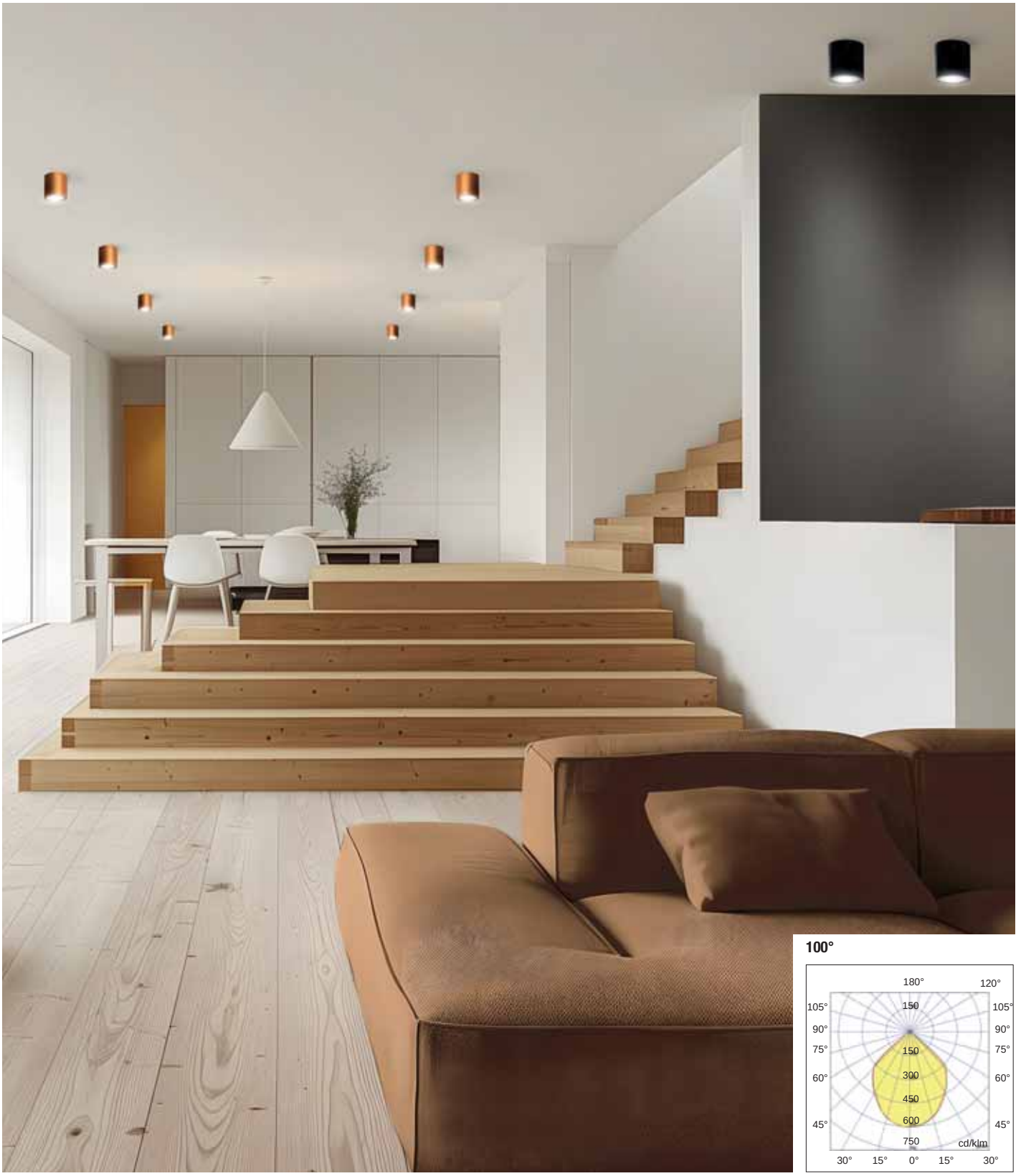

100°

Apparecchi da soffitto a base cilindrica, ideali per spazi commerciali (grandi magazzini, retail) alberghi e dove è necessaria una illuminazione d'accento.

Driver incorporato e sorgenti luminose comprese.
Installazione: a soffitto
Corpo: alluminio pressofuso. Verniciatura di tipo poliestere eseguita a polvere, nero RAL 9005 o Bianco RAL 9010.
Schermo: in vetro opale.
Conforme alla norma: EN60598-1, RG0 nessun rischio fotobiologico ai fini della norma EN62471.
LED: mantenimento del flusso luminoso minimo al 80%: L80B20>50.000h.

Prodotto conforme alle direttive: CAM

Ceiling luminaires with a cylindrical base, ideal for commercial spaces (department stores, retail), hotels and where accent lighting is required.
Built-in driver and light sources included.
***Installation:** ceiling*
***Body:** die-cast aluminum. Powder coated polyester type, black RAL 9005 or White RAL 9010.*
***Screen:** in opal glass.*
***Compliant with standard:** EN60598-1, RG0 no photobiological risk for the purposes of standard EN62471.*
***LED:** minimum luminous flux maintenance at 80%: L80B20>50.000h.*

Product compliant with directives: CAM

220 240V | 50/60 Hz | IK07 | IP54 | CRI 90 | +40 C° -20 | 850° | DRIVER INCLUDED | RG0 | FLICKER FREE

RETAIL | MARKET | SCHOOL 1+1=2 ABC | HOTEL | HOSPITAL | OFFICE | GYM

LED Dolcetondo C



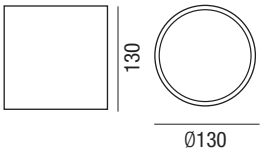

Color	W			K	pcs	Kg	CELL
B	10-13-16-19	21	25-28	2700	001	0,400	DOLCE27K28
B	10-13-16-19	21	25-28	3000	001	0,400	DOLCE3K28
B	10-13-16-19	21	25-28	4000	001	0,400	DOLCE4K28
N	10-13-16-19	21	25-28	2700	001	0,400	DOLCE27K28B
N	10-13-16-19	21	25-28	3000	001	0,400	DOLCE3K28B
N	10-13-16-19	21	25-28	4000	001	0,400	DOLCE4K28B
BR	10-13-16-19	21	25-28	2700	001	0,400	DOLCE27K28BR
BR	10-13-16-19	21	25-28	3000	001	0,400	DOLCE3K28BR
BR	10-13-16-19	21	25-28	4000	001	0,400	DOLCE4K28BR
DALI 2 PUSH B	10-13-16-19	21	25-28	2700	001	0,400	DOLCE27K28DA
DALI 2 PUSH B	10-13-16-19	21	25-28	3000	001	0,400	DOLCE3K28DA
DALI 2 PUSH B	10-13-16-19	21	25-28	4000	001	0,400	DOLCE4K28DA
DALI 2 PUSH N	10-13-16-19	21	25-28	2700	001	0,400	DOLCE27K28BDA
DALI 2 PUSH N	10-13-16-19	21	25-28	3000	001	0,400	DOLCE3K28BDA
DALI 2 PUSH N	10-13-16-19	21	25-28	4000	001	0,400	DOLCE4K28BDA
DALI 2 PUSH BR	10-13-16-19	21	25-28	2700	001	0,400	DOLCE27K28BRD
DALI 2 PUSH BR	10-13-16-19	21	25-28	3000	001	0,400	DOLCE3K28BRDA
DALI 2 PUSH BR	10-13-16-19	21	25-28	4000	001	0,400	DOLCE4K28BRDA

Tabella di scelta potenza driver LED - *LED Power supply table choice*



Fornito di dip switch per la selezione della corrente in uscita. Il driver incluso nel prodotto ha una taratura di fabbrica (vedere tabella). Se necessario è possibile diminuire o aumentare la potenza (vedi foglio istruzioni).

Equipped with dip switch for selecting the current output. *The driver included inside the product have a driver standard factory setting (see table). If necessary, it is possible to decrease or increase the power (see instruction sheet).*

Taratura *Dip-switch*	Potenza *Power*	Lm Output
mA	Watt	Lm
400	10	1100
500	13	1430
600	16	1760
700	19	2090
800	21	2300
950	25	2650
1050	28	3000

Taratura standard di fabbrica
Driver Standard factory setting



applicazione rapida
quick application

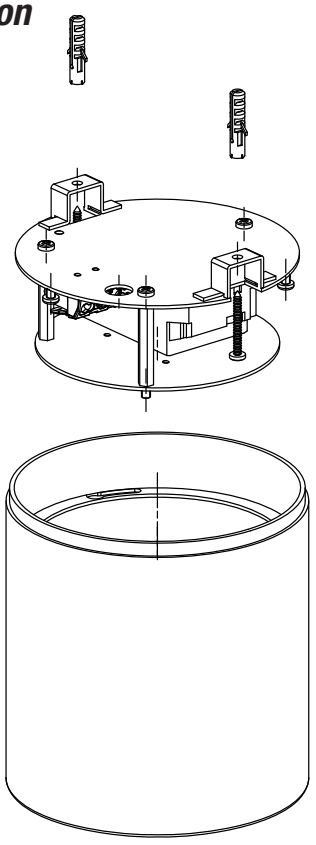

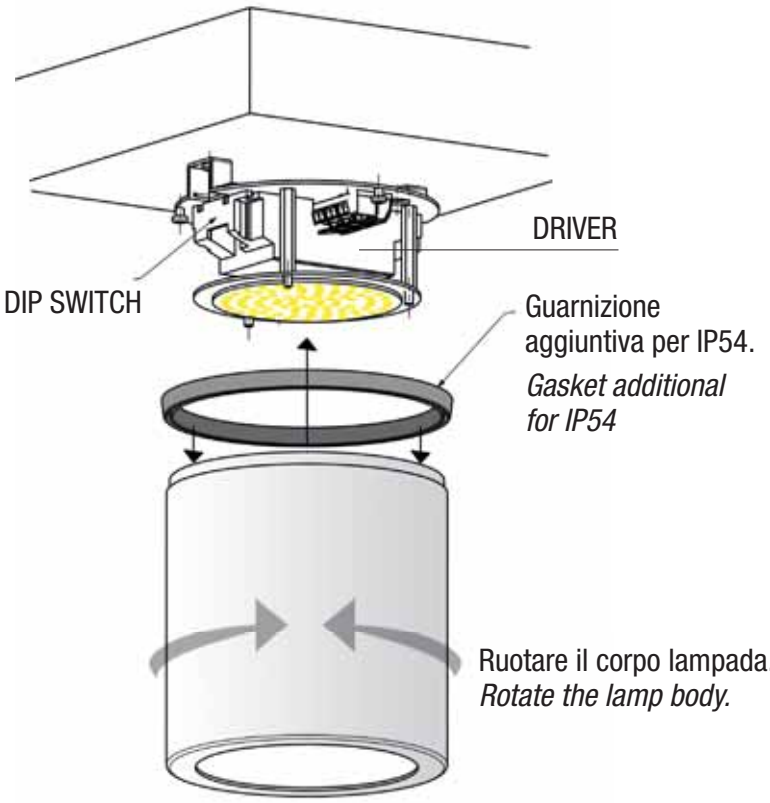

LED Pop W

A RICHIESTA
ON DEMAND



Ottica diffondente
Diffusing optics

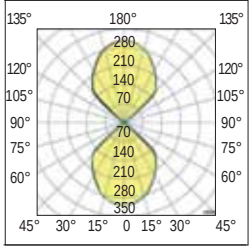

Colori a richiesta - Colors on request



Versioni colori Bronzo, oro satinato, grigio RAL 9006, sovrapprezzo 30% tempo di consegna 45gg.
Bronze, satin gold, RAL 9006 grey versions 30% extra charge. Delivery time 45 days.

Apparecchio di illuminazione a led per installazione fissa a parete che trova la propria corretta applicazione in locali dove è richiesto un punto a luce diffusa verso l'alto, verso il basso oppure in entrambe le direzioni. Il design minimale e discreto lo rende adatto ad ogni ambiente. Grazie ad un semplice cut off meccanico posto sul corpo della lampada, è possibile la regolazione angolare del fascio luminoso emesso.
Installazione: a parete (completo di basetta di fissaggio).
Corpo: in alluminio pressofuso UNI 5076, verniciato con polvere termoindurente poliestere.
Verniciatura: di tipo poliestere eseguita a polvere. Colore nero RAL 9005, Bianco RAL 9010.
Verniciatura a richiesta: colori, bronzo RAL 8028, oro satinato, e grigio RAL 9006.
Ottica: diffondente.
Schermo: vetro temperato di spessore 3mm.
Driver: incorporato.
Conforme alla norma: EN60598-1, RG0 nessun rischio fotobiologico ai fini della norma EN62471.

LED lighting fixture for fixed wall installation that finds its correct application in rooms where a point of diffused light upwards, downwards or in both directions is required.
The minimal and discreet design makes it suitable for any environment.
Thanks to a simple mechanical cut-off placed on the body of the lamp, it is possible to adjust the angle of the emitted light beam.
***Installation:** on the wall (complete with fixing base).*
***Body:** in die-cast aluminum UNI 5076, painted with thermosetting polyester powder.*
***Coating:** polyester powder type. Black RAL 9005, White RAL 9010.*
***Coating on request:** bronze RAL 8028, satin gold or gray RAL 9006.*
***Optic:** wide beam.*
***Screen:** 3mm thick tempered glass.*
***Driver:** built-in.*
***Compliant with standard:** EN60598-1, RG0 no photobiological risk for the purposes of standard EN62471.*

Orientabilità - *Adjustability*





220 240V | 50/60 Hz | IK07 | IP20 | CRI<90 | +40 C° -20 | 650° | DRIVER INCLUDED | RGO

CHURCH | DINNER | RETAIL | HOTEL | GYM | OFFICE



LED Mini Pop W



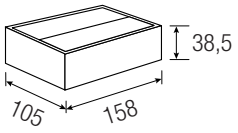

	colour	W	lm output	K	Lm/W	pcs	Kg	CELL
	B	9	1400	3000	157	001	1,50	558116-3KB
DALI 2PUSH	B	9	1400	3000	157	001	1,50	558116-3KBDA
	B	9	1400	4000	157	001	1,50	558116-4KB
DALI 2PUSH	B	9	1400	4000	157	001	1,50	558116-4KBDA
	N	9	1400	3000	157	001	1,50	558116-3KN
DALI 2PUSH	N	9	1400	3000	157	001	1,50	558116-3KNDA
	N	9	1400	4000	157	001	1,50	558116-4KN
DALI 2PUSH	N	9	1400	4000	157	001	1,50	558116-4KNDA

LED Pop W



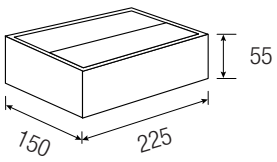

	colour	W	lm output	K	Lm/W	pcs	Kg	CELL
	B	18	2800	3000	157	001	1,50	558117-3KB
DALI 2PUSH	B	18	2800	3000	157	001	1,50	558117-3KBDA
	B	18	2800	4000	157	001	1,50	558117-4KB
DALI 2PUSH	B	18	2800	4000	157	001	1,50	558117-4KBDA
	N	18	2800	3000	157	001	1,50	558117-3KN
DALI 2PUSH	N	18	2800	3000	157	001	1,50	558117-3KNDA
	N	18	2800	4000	157	001	1,50	558117-4KN
DALI 2PUSH	N	18	2800	4000	157	001	1,50	558117-4KNDA

LED Pop double W



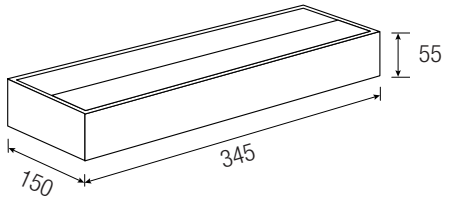

	colour	W	lm output	K	Lm/W	pcs	Kg	CELL
	B	36	5600	3000	157	001	3,00	558118-3KB
DALI 2PUSH	B	36	5600	3000	157	001	3,00	558118-3KBDA
	B	36	5600	4000	157	001	3,00	558118-4KB
DALI 2PUSH	B	36	5600	4000	157	001	3,00	558118-4KBDA
	N	36	5600	3000	157	001	3,00	558118-3KN
DALI 2PUSH	N	36	5600	3000	157	001	3,00	558118-3KNDA
	N	36	5600	4000	157	001	3,00	558118-4KN
DALI 2PUSH	N	36	5600	4000	157	001	3,00	558118-4KNDA

220 240V | 50/60 Hz | IK07 | IP20 | CRI<90 | +40 C° -20 | 650° | DRIVER INCLUDED | RG0

LED Pop WD



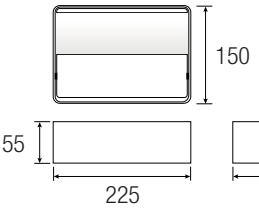



colour	W	lm output	K	Lm/W	pcs	Kg	CELL
B	18	2800	3000	157	001	1,50	558119-3KB
B	18	2800	4000	157	001	1,50	558119-4KB
N	18	2800	3000	157	001	1,50	558119-3KN
N	18	2800	4000	157	001	1,50	558119-4KN

LED Pop double WD



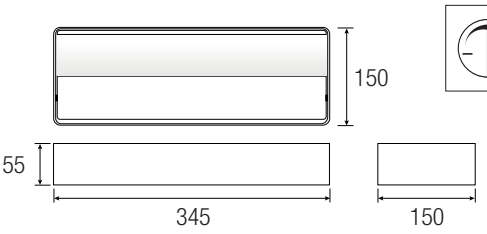



colour	W	lm output	K	Lm/W	pcs	Kg	CELL
B	36	5600	3000	157	001	3,00	558120-3KB
B	36	5600	4000	157	001	3,00	558120-4KB
N	36	5600	3000	157	001	3,00	558120-3KN
N	36	5600	4000	157	001	3,00	558120-4KN

Pop a parete con cavo, driver a spina e regolazione incorporata.
Wall-mounted pop with plug-in driver and built-in regulation.

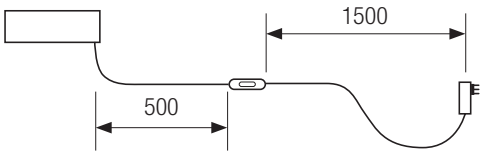





wall

LED Lineasu W



Apparecchio di illuminazione a led da interno per installazione fissa a parete che trova la propria corretta applicazione in corridoi o locali dove è richiesto un punto luce discreto con emissione diffusa solo verso l'alto. La limitata sporgenza dal muro e le basse temperature superficiali consentono, dove fosse necessario, installazioni anche ad altezze ridotte.
Corpo: in lastra d'acciaio spessore (5mm) tagliata, piegata e lavorata meccanicamente, attacco a parete in metallo piegato.
Verniciatura: finitura superficiale con vernice a polvere di colore bianco RAL 9010, nero RAL 9005, bronzo antico RAL8028, e Oro.
Ottica: semi-diffondente.
Schermo: diffusore in policarbonato opalino.
Driver: incorporato.
Conforme alla norma: EN60598-1, RG0 nessun rischio fotobiologico ai fini della norma EN62471.

Indoor LED lighting fixture for fixed wall installation that finds its correct application in corridors or rooms where a discrete light point is required with diffused emission only upwards. The limited protrusion from the wall and the low surface temperatures allow, where necessary, installations even at reduced heights.
***Body:** in steel sheet thickness (5mm) cut, folded and mechanically worked, wall attachment in folded metal.*
***Painting:** surface finish with powder paint in RAL 9010 white, RAL 9005 black, RAL8028 antique bronze, and Gold.*
***Optics:** semi-diffusion.*
***Screen:** opal polycarbonate diffuser.*
***Driver:** built-in.*
***Complies with the standard:** EN60598-1, RG0 no photobiological risk for the purposes of the EN62471 standard.*

A RICHIESTA Colore Bronzo e Oro - *ON REQUEST Bronze and Gold Color*





Aggiungere dopo il codice OR - BR; esempio LINE1327KB**BR.**
*Add after the OR code - BR; example LINE1327KB**BR***

220 240V | 50/60 Hz | IK07 | IP20 | CRI>90 | +40 C° -20 | 650° | CE | DRIVER INCLUDED | RG0

CHURCH | DINNER | RETAIL | HOTEL | GYM | OFFICE

LED Lineasu W



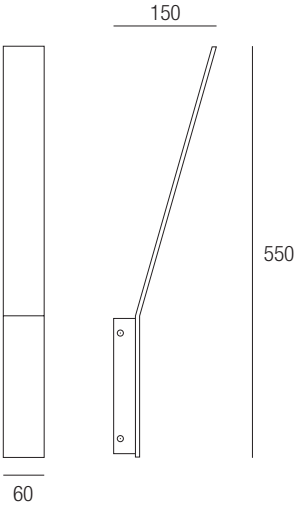

	colour	W	lm output	K	Lm/W	pcs	Kg	CELL
	B	13	1300	2700	100	001	0,70	LINE1327KB
	B	13	1300	3000	100	001	0,70	LINE133KB
	B	13	1300	4000	100	001	0,70	LINE134KB
DALI 2 PUSH	B	13	1300	2700	100	001	0,70	LINE1327KBDA
DALI 2 PUSH	B	13	1300	3000	100	001	0,70	LINE133KBDA
DALI 2 PUSH	B	13	1300	4000	100	001	0,70	LINE134KBDA
	N	13	1300	2700	100	001	0,70	LINE1327KN
	N	13	1300	3000	100	001	0,70	LINE133KN
	N	13	1300	4000	100	001	0,70	LINE134KN
DALI 2 PUSH	N	13	1300	2700	100	001	0,70	LINE1327KNDA
DALI 2 PUSH	N	13	1300	3000	100	001	0,70	LINE133KNDA
DALI 2 PUSH	N	13	1300	4000	100	001	0,70	LINE134KNDA
	B	18	1800	2700	100	001	0,70	LINE1827KB
	B	18	1800	3000	100	001	0,70	LINE183KB
	B	18	1800	4000	100	001	0,70	LINE184KB
DALI 2 PUSH	B	18	1800	2700	100	001	0,70	LINE1827KBDA
DALI 2 PUSH	B	18	1800	3000	100	001	0,70	LINE183KBDA
DALI 2 PUSH	B	18	1800	4000	100	001	0,70	LINE184KBDA
	N	18	1800	2700	100	001	0,70	LINE1827KN
	N	18	1800	3000	100	001	0,70	LINE183KN
	N	18	1800	4000	100	001	0,70	LINE184KN
DALI 2 PUSH	N	18	1800	2700	100	001	0,70	LINE1827KNDA
DALI 2 PUSH	N	18	1800	3000	100	001	0,70	LINE183KNDA
DALI 2 PUSH	N	18	1800	4000	100	001	0,70	LINE184KNDA

100°

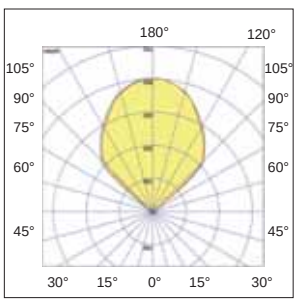

wall

Gesso ceramico W

Lampade in gesso - *Ceramic plaster lighting*



Plaster applique

Serie di applique in gesso a forma di mezza luna o rettangolari con vetro satinato e duplice diffusione della luce.
Il fascio luminoso bidirezionale di questi modelli crea incantevoli effetti scenici, concedendo ampia libertà progettuale.
Prodotti versatili, dal design essenziale, verniciabili, semplici da coordinare ed integrare agli interni in base alle necessità progettuali e ai gusti personali.
Complete di portalampada E27.

Series of half moon or rectangular wall lamps in plaster with frosted glass and double light diffusion.
The bidirectional light beam of these models creates enchanting scenic effects, allowing ample design freedom.
Versatile products, with an essential design, easy to paint, easy to coordinate and integrate with the interiors according to the design needs and personal tastes.
Complete with E27 lamp holder.

220 240V | 50/60 Hz | IK07 | IP20 | +40 C° -20 | 650° | CE | RG0

CHURCH | DINNER | RETAIL | MARKET | HOTEL | GYM | OFFICE

Gipsy Mezzaluna 35



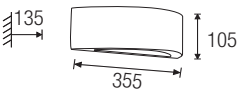

colour		pcs	Kg	S
B	E27	001	1,50	2410/N

Gipsy Mezzaluna 60



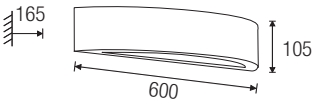

colour		pcs	Kg	S
B	2XE27	001	2,00	2411

Gipsy Mezzaluna 60



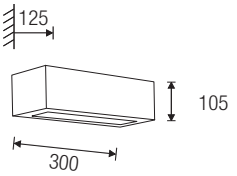

colour		pcs	Kg	S
B	E27	001	2,00	2206

Gipsy Rettangolare 70



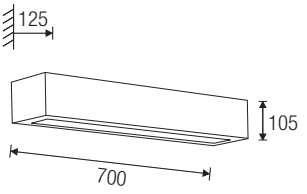

colour		pcs	Kg	S
B	2XE27	001	3,00	2208

Plaster applique

LED Huitre W - 2CCT

2CCT COLOUR CHANGING

220 240V | 50/60 Hz | IK06 | IP20 | CRI<90 | +45 C° -20 | 850° | CE | DRIVER INCLUDED | RG0

CHURCH | DINNER | RETAIL | MARKET | HOTEL | GYM



LED Huitre è una lampada da parete up & down di forma ovale per interni con driver integrato.

Sorgente: LED SMD ad alta luminosità.

Corpo: in alluminio ADC12 che offre un'ottima gestione termica.

Verniciatura: Nero RAL 9005.

Riflettore: il riflettore per PC può essere personalizzato in diversi colori (il colore standard è bianco).

È disponibile un CCT intercambiabile con interruttore a scorrimento.

LED Huitre is an oval-shaped up & down wall lamp for interiors with integrated driver.

Source: *high lumen SMD LED.*

Body: *in ADC12 aluminum which offers excellent thermal management.*

Paint: *Black RAL 9005.*

Reflector: *PC reflector can be customized in different colors (standard color is white).*

An interchangeable CCT with slide switch is available.

LED Huitre W





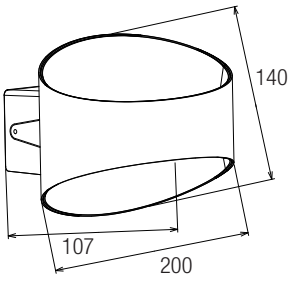

2CCT COLOUR CHANGING

Funzione 2 CCT (3000K - 4000K) modificabile con interruttore a cursore

Slide switch 2 CCT (3000K - 4000K) changeable function

Regolabile con dimmer a TRIAC

Dimmable with TRIAC dimmer

colour	W	Optic	Lm	K		pcs	Kg	CELL
N	8W	360°	425	3000	4000	1	0,52	RL95-8W-BL2P

LED Rouget W

220 240V | 50/60 Hz | IK07 | IP20 | CRI<90 | +45 C° -20 | 750° | CE | DRIVER INCLUDED | RG0

CHURCH | DINNER | RETAIL | MARKET | HOTEL | GYM



Applique ad illuminazione soffusa diretta/indiretta, con base rotante che consente di ruotare il corpo illuminante sull'asse orizzontale e verticale per creare suggestivi effetti di luce.
Corpo lampada: in alluminio ADC12. Ruotabile di 350° orizzontalmente
Cover: in policarbonato. Ruotabile di 28° verticalmente
Verniciatura: Bianco RAL 9016
Installazione: a plafone o parete

Wall lamp with direct/indirect soft lighting, with rotating base that allows you to rotate the lighting body on the horizontal and vertical axis to create suggestive light effects.
Lamp body: *in aluminum ADC12. 350 ° rotatable horizontally*
Cover: *in polycarbonate. Can be rotated by 28 ° vertically*
Paint: *White RAL 9016*
Installation: *ceiling or wall*



LED Rouget W



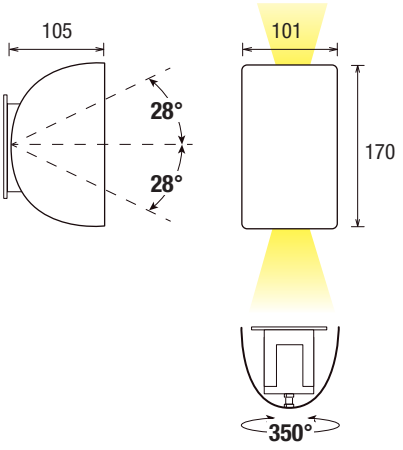

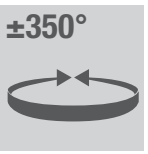

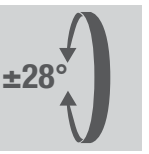

colour	W	Optic	Lm	K	pcs	Kg	CELL
B	2x4	90°	640	3000	1	0,68	RL101-8W-WH3K

LED Rhombe 3CCT

NEW

3CCT COLOUR CHANGING

200 240V | 50/60 Hz | IK06 | IP40 | CRI 85 | +45 C° -20 | 750° | CE

DRIVER INCLUDED | RG0

DINNER | RETAIL | MARKET | SCHOOL 1+1=2 ABC | HOTEL | HOSPITAL | OFFICE UGR<16 | GYM | Dimmerabile *Dimmable* Triac IGBT



4000K - neutral light

Plafoniera a doppia fonte luminosa a Led integrato 3CCT, design minimal e moderno che si adatta a qualsiasi ambiente. Una lampada di facile installazione sia a soffitto a parete che sospesa grazie agli accessori (da ordinare a parte) estremamente versatile e dalla forma semplice, tonda, minimal. Collocabile sia in contesti privati, nel vostro ingresso, corridoio, soggiorno, sia in contesti lavorativi (studi, uffici) che commerciali (negozi di vario genere), l'ampiezza del fascio di luce generato illumina in maniera uniforme riducendo le ombre o le zone di penombra.
Corpo lampada e diffusore: in policabonato.
Dimmerazione: dimmerabile mediante varialuce a Triac.
Temperatura colore: CCT intercambiabile (3000K+4000K+5700K) con interruttore a scorrimento.
Verniciatura: Bianco RAL 9016.
Installazione: a soffitto, parete, sospensione tramite gli accessori (da ordinare a parte).
Driver: incorporato.
Conforme alla norma: EN60598-1, RG0 nessun rischio fotobiologico ai fini della norma EN62471.

Ceiling lamp with double light source with integrated LED 3CCT, minimal and modern design that adapts to any environment.
An easy-to-install lamp both on the ceiling, on the wall and suspended thanks to the accessories (to be ordered separately) extremely versatile and with a simple, round, minimal shape. Placeable both in private contexts, in your entrance, corridor, living room, and in work contexts (studies, offices) and commercial (stores of various kinds), the width of the light beam generated illuminates uniformly reducing shadows or areas of darkness.
Lamp body and diffuser: *in polycarbonate.*
Dimming: *dimmable with Triac dimmer.*
Color Temperature: *Interchangeable CCT(3000K+4000K+5700K) with slide switch.*
Paint: *White RAL 9016.*
Installation: *ceiling, wall or suspended (with accessories (to be ordered separately).*
Driver: *built-in.*
Compliant with standard: *EN60598-1, RG0 no photobiological risk for the purposes of standard EN62471.*



3000K - warm light



5700K - cold light

LED Rhombe 3CCT

3in1



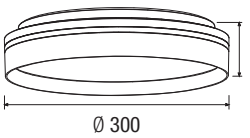

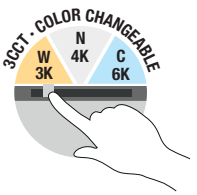





colour	W max		lm output	K			pcs	Kg	CELL
B	20	110°	max 2300	3000	4000	5700	001	0.60	RE181-12-20W





Accessori non inclusi - not included accessories

Cod. ACAL149WT0200
Kit sospensione
Suspension kit





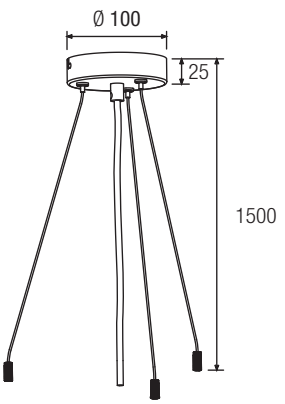

LED COQUILLE UP & DOWN 3CCT

NEW

3CCT COLOUR CHANGING

200 240V | 50/60 Hz | IK06 | IP40 | CRI 80 | +45 C° -20 | 750° | CE | DRIVER INCLUDED | RG0

DINNER | RETAIL | MARKET | SCHOOL 1+1=2 ABC | HOTEL | HOSPITAL | OFFICE UGR<16 | GYM



4000K - neutral light

Applique moderna ad illuminazione soffusa diretta e indiretta con corpo in alluminio ADC12 che offre un'ottima gestione termica, l'ottica con angolo del fascio luminoso ampio a 120 gradi dona un'illuminazione diffusa e confortevole.
Corpo lampada: in alluminio ADC12.
Diffusore: in policarbonato opale.
Temperatura colore: CCT intercambiabile (3000K+4000K+5700K) con interruttore a scorrimento.
Verniciatura: Bianco RAL 9016.
Installazione: a parete.
Driver: incorporato.
Conforme alla norma: EN60598-1, RG0 nessun rischio fotobiologico ai fini della norma EN62471.

Modern wall lamp with direct and indirect soft lighting with body in ADC12 aluminum which offers excellent thermal management, the optics with a wide 120 degree light beam angle give diffused and comfortable lighting.
***Lamp body:** in aluminum ADC12.*
***Diffuser:** in opal polycarbonate*
***Temperatura colore:** Interchangeable CCT(3000K+4000K+5700K) with slide switch.*
***Paint:** White RAL 9016.*
***Installation:** ceiling or wall.*
***Driver:** built-in.*
***Compliant with standard:** EN60598-1, RG0 no photobiological risk for the purposes of standard EN62471.*



3000K - warm light



5700K - cold light

LED COQUILLE UP & DOWN 3CCT





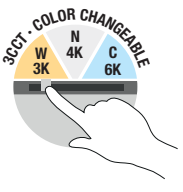

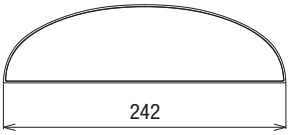

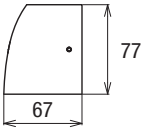

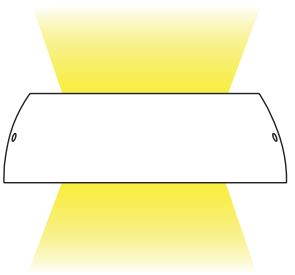

colour	W max		lm output	K			pcs	Kg	S+L
B	8	120° up&down	max 770	3000	4000	5700	001	0.60	RL102-8W-C3



Sovraspecchio LED IP54 3CCT

3CCT COLOUR CHANGING

110 240V | 50/60 Hz | IK07 | IP54 | CRI 80 | +45 C° -20 | 750° | CE | DRIVER INCLUDED | RG0

DINNER | RETAIL | MARKET | SCHOOL 1+1=2 ABC | HOTEL | HOSPITAL | OFFICE UGR<16 | GYM



Applique in alluminio verniciato, con due finiture, bianco o argento, disponibile in due misure 600mm o 900mm, con schermo in policarbonato opale, IP54 con illuminazione a LED integrata 3CCT con possibilità di scelta tra tre diverse temperature di colore, bianco caldo, bianco neutro o bianco freddo, idonea per applicazioni in zone umide, utilizzo ideale come lampada sopraspecchio in bagno oppure per l'illuminazione di quadri.

Aluminium wall lamp painted aluminum, with two finishes, white or silver, available in two sizes 600mm or 900mm, with opal polycarbonate screen, IP54 with integrated 3CCT LED lighting with the possibility of choosing between three different color temperatures, warm white, neutral white or cold white, suitable for applications in humid areas, ideal for use as a lamp above the mirror in the bathroom or for lighting paintings.

LED Sovraspecchio 10W

3in1



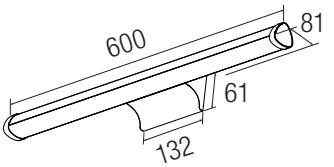

colour	W max		lm output	K			pcs	Kg	CELL
B	10	110°	max 1143	3000	4000	6000	001	0.60	R-600B10W









LED Sovraspecchio 15W

3in1



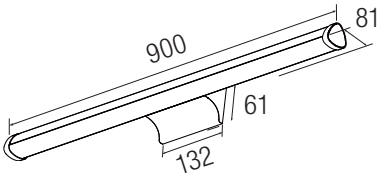

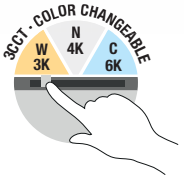

colour	W max		lm output		K		pcs	Kg	CELL
B	15	110°	max 1790	3000	4000	6000	001	0.80	R-900B-15W

LED Sovraspecchio 15W

3in1



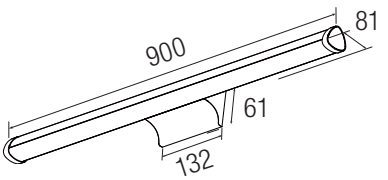

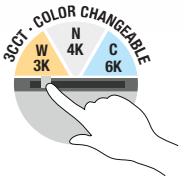

colour	W max		lm output		K		pcs	Kg	CELL
S	15	110°	max 1790	3000	4000	6000	001	0.80	R-900S-15W

LED Primadonna S

A RICHIESTA
ON DEMAND

DALI 2



Proiettori orientabili progettati per illuminare spazi commerciali (supermercati, grandi magazzini, retail, ecc.), uffici e qualsiasi ambiente dove è necessaria un'illuminazione generale e d'accento.

Installazione: a sospensione (completo di rosone di fissaggio) .

Corpo: in alluminio pressofuso UNI 5076, verniciato con polvere termoindurente poliestere.

Verniciatura: di tipo poliestere eseguita a polvere. Colore nero RAL 9005 o Bianco RAL 9010.

Temperatura colore: 3000K - 3500K - 4000K (3CCT).

Ottica: semi concentrante (a richiesta concentrante).

Schermo: vetro temperato di spessore 3mm.

Driver: incorporato.

Conforme alla norma: EN60598-1, RG0 nessun rischio fotobiologico ai fini della norma EN62471.

Led: LUMILEDS - **PHILIPS** mantenimento del flusso luminoso minimo al 80%: L80B20>50.000h.

Series of adjustable projectors designed to light up retail spaces (supermarkets, department stores, shops, etc.), offices and any other place that requires general and spot lighting.

Installation: *for suspension (complete with ceiling rose).*

Body: *made by UNI 5076 die-cast aluminum, coated with polyester thermoset powder.*

Coating: *coated with powdered polyester. RAL 9005 black or RAL 9010 white color.*

Color temperature: *3000K - 3500K - 4000K (3CCT).*

Optic: *semi-clumping (clumping on demand).*

Shield: *tempered glass with 3mm thickness.*

Driver: *included.*

According to standard: *EN60598-1, RG0 exempt from photo-biological risks in compliance with standard EN62471.*

Led: LUMILEDS - **PHILIPS** *maintenance of minimum luminous flux to 80%: L80B20>50.000h.*



220 240V | 50/60 Hz | IK07 | IP20 | CRI<90 | +40 C° -20 | 650° | CE | DRIVER INCLUDED | RG0

CHURCH | DINNER | RETAIL | MARKET | HOTEL | GYM

A richiesta: dimmerabile
On demand: *dimmable*

LED Primadonna S



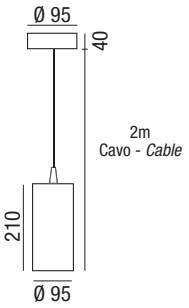

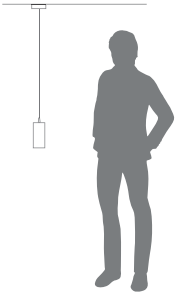

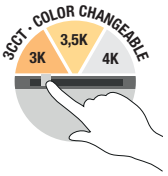

colour	W	lm output	K			on demand	pcs	Kg	CELL
B	30	3000	3000			40° 24°	001	1,44	32920/30/S
N	30	3000	3000			40° 24°	001	1,44	32922/30/S
B	30	3000	4000			40° 24°	001	1,44	32920/30/S/4K
N	30	3000	4000			40° 24°	001	1,44	32922/30/S/4K
LED Primadonna S - 3CCT NEW									
B	30	3000	3000	3500	4000	40° 24°	001	1,44	3292030S-3CCT
N	30	3000	3000	3500	4000	40° 24°	001	1,44	3292230S-3CCT





Accessori non inclusi - Not included accessories

Adattatore simmetrico con selettore di fase
Symmetrical adapter with phase selector



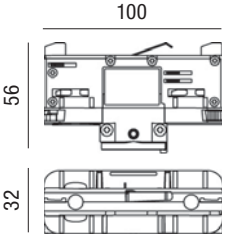

Colour	A	connectors	pcs	Kg	Code
B	max 10Kg	4	010	0,05	9009-4/W
B	max 10Kg	6 DALI	010	0,05	9209/W
B	Nippel per sospensione/ *Suspension nipple*				S-9009/BC-W
N	max 10Kg	4	010	0,05	9009-4/B
N	max 10Kg	6 DALI	010	0,05	9209/B
N	Nippel per sospensione/ *Suspension nipple*				S-9009/BC-B

LED Imperceptible S





Lampada a sospensione moderna ad una luce con rosone e diffusore in metallo e finitura in vernice opaca nera o bianca. Disponibile in due misure dal design minimalista ed elegante a forma cilindrica dal diametro di soli tre centimetri. Si adatta perfettamente ad uffici, show room, banconi bar, ambienti museali oppure ad ambienti domestici. Grazie agli accessori multilampada è possibile ottenere una sospensione con 2, 3 o 5 lampade e combinarle a scelta tra le due misure.

Installazione: a sospensione (completo di rosone di fissaggio) .
Corpo: in alluminio pressofuso UNI 5076, verniciato con polvere termoindurente poliestere.
Verniciatura: di tipo poliestere eseguita a polvere. Colore nero RAL 9005 o Bianco RAL 9003 (altre colorazioni a richiesta).
Ottica: semi concentrante (a richiesta concentrante).
Schermo: vetro temperato di spessore 3mm.
Driver: ON-OFF incorporato, driver DALI da ordinare separatamente.
Conforme alla norma: EN60598-1, RG0 nessun rischio fotobiologico ai fini della norma EN62471.
Led: LUMILEDS - **PHILIPS** 2700K, 3000K o 4000K, mantenimento del flusso luminoso minimo al 80%: L80B20>50.000h.

Modern single light pendant lamp with rosette and metal diffuser and black or white matt paint finish. Available in two sizes with a minimalist and elegant design in a cylindrical shape with a diameter of just three centimeters. It adapts perfectly to offices, showrooms, bar counters, museum environments or domestic environments. Thanks to the multi-lamp accessories it is possible to obtain a suspension with 2, 3 or 5 lamps and combine them as desired between the two sizes.

Installation: *for suspension (complete with ceiling rose).*
Body: *made by UNI 5076 die-cast aluminum, coated with polyester thermoset powder.*
Coating: *coated with powdered polyester. RAL 9005 black or RAL 9003 white color (other colors on request).*
Optic: *semi-clumping (clumping on demand).*
Shield: *tempered glass with 3mm thickness.*
Driver: *Incorporated ON-OFF, DALI driver to be ordered separately.*
According to standard: *EN60598-1, RG0 exempt from photo-biological risks in compliance with standard EN62471.*
Led: LUMILEDS - **PHILIPS** *2700K, 3000K o 4000K, maintenance of minimum luminous flux to 80%: L80B20>50.000h.*



Cavo/Cable
1600mm. Textile
2x0,75 mm2

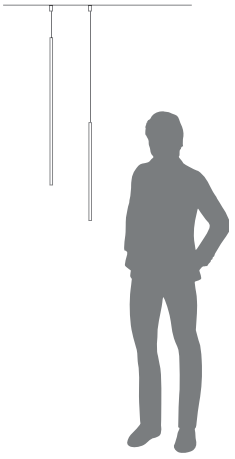



Spot 20°

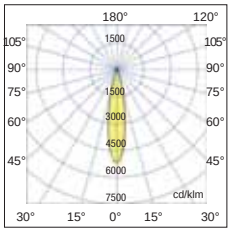

Spot 36° a richiesta
on request

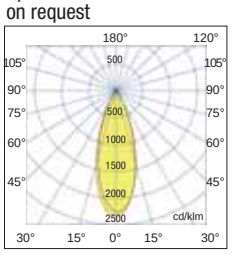

Suspended

Accessori non inclusi - Not included accessories

Adattatore simmetrico con selettore di fase
Symmetrical adapter with phase selector



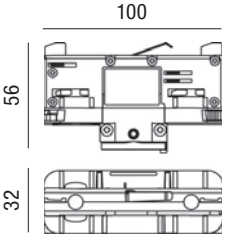

Colour	A	connectors	pcs	Kg	Code
B	max 10Kg	4	010	0,05	9009-4/W
B	max 10Kg	6 DALI	010	0,05	9209/W
B	Nippel per sospensione/ *Suspension nipple*				S-9009/BC-W
N	max 10Kg	4	010	0,05	9009-4/B
N	max 10Kg	6 DALI	010	0,05	9209/B
N	Nippel per sospensione/ *Suspension nipple*				S-9009/BC-B

220 240V | 50/60 Hz | IK07 | IP20 | CRI<90 | +40 C° -20 | 650° | DRIVER INCLUDED | RG0

CHURCH | DINNER | RETAIL | MARKET | HOTEL | GYM

LED Imperceptible S

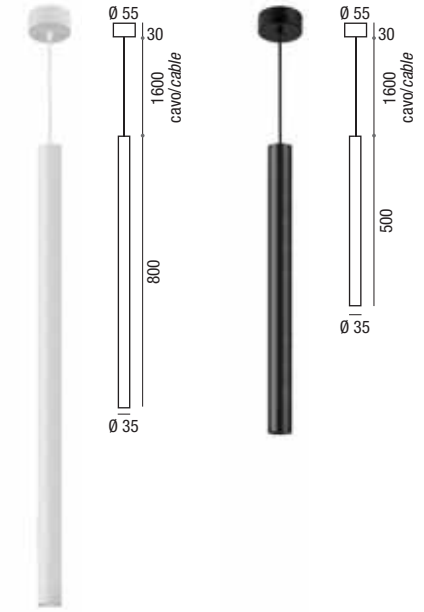

		W max	Lm Output	L mm.	▲	mA max	K	pcs	Kg	CELL
	B	10	275	500	20°	700	2700	1	0,05	39002/27KW
DALI 2	B	10	275	500	20°	700	2700	1	0,05	39002/27KW-DA
	B	10	275	500	20°	700	3000	1	0,05	39002/3KW
	B	10	290	500	20°	700	4000	1	0,05	39002/4KW
	N	10	275	500	20°	700	2700	1	0,05	39002/27KWB
	N	10	275	500	20°	700	3000	1	0,05	39002/3KWB
	N	10	290	500	20°	700	4000	1	0,05	39002/4KWB
	B	10	560	800	20°	700	2700	1	0,05	39001/27KW
DALI 2	B	10	560	800	20°	700	2700	1	0,05	39001/27KW-DA
	B	10	560	800	20°	700	3000	1	0,05	39001/3KW
	B	10	620	800	20°	700	4000	1	0,05	39001/4KW
	N	10	560	800	20°	700	2700	1	0,05	39001/27KWB
	N	10	560	800	20°	700	3000	1	0,05	39001/3KWB
	N	10	620	800	20°	700	4000	1	0,05	39001/4KWB

Accessori multilampada non inclusi - *Multi-lamp accessories not included*

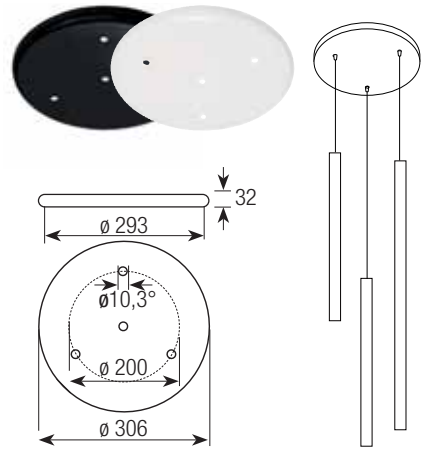

ROSONE TONDO Ø 305 - 4 FORI
ROUND CEILING ROSE Ø 305 - 4 HOLES
B Bianco/White Cod. ROS/TON/4/B
N Nero/Black Cod. ROS/TON/4/N

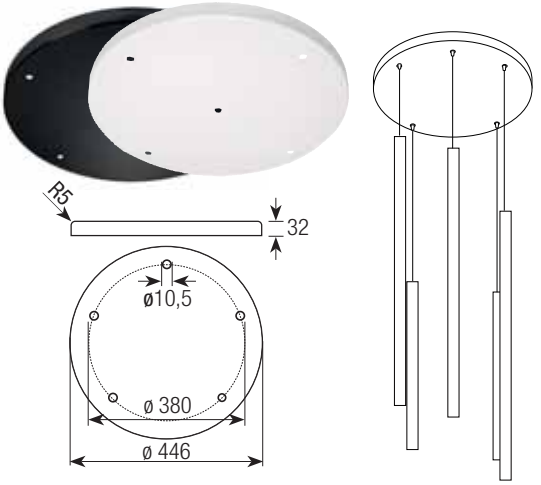

ROSONE TONDO Ø 445 - 5 FORI
ROUND CEILING ROSE Ø 445 - 5 HOLES
B Bianco/White Cod. ROS/TON/5/B
N Nero/Black Cod. ROS/TON/5/N

Cavo in pvc da ordinare separatamente, rivestito textile 2x0,75mm2 H03VV lunghezza 5 metri.

PVC cable to be ordered separately, textile coating 2x0.75mm2 H03VV, 5 meters long.

Color	H mm	Code
Bianco White	5000	25.346
Nero Black	5000	25.347



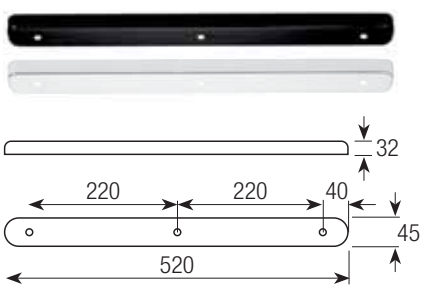

ROSONE RETTANGOLARE 3 FORI
RECTANGULAR CEILING ROSE - 3 HOLES
B Bianco/White Cod. ROS/RET/3/B
N Nero/Black Cod. ROS/RET/3/N

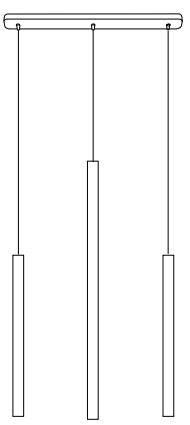

Esempio installazione con accessori multilampada
Example of installation with multi-lamp accessories

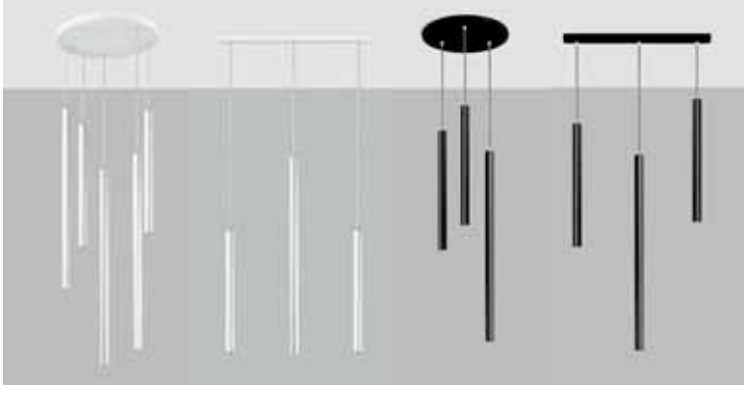

Suspended



LED Zante Top S

2CCT COLOUR CHANGING

Apparecchio LED a sospensione ad emissione diretta e indiretta, con selettore 2CCT interno al rosone con il quale è possibile scegliere luce neutra 4000K o luce calda 3000K ad alta resa cromatica, per aree comuni, uffici, corridoi, strutture sanitarie, sale riunioni, negozi. Per ambienti dove sia necessaria una luce diffusa perfettamente omogenea. Ideale per spazi di lavoro in cui è necessario un maggiore controllo dell'abbagliamento, grazie allo schermo diffusore microprismato, abbinato ad uno schermo interno e ad un film diffondente, consente un'ottimale diffusione della componente diretta della luce e un controllo della luminanza UGR<19. I led per l'emissione down light e up light sono disposti nel perimetro.
Installazione: a sospensione. Il sistema è completo di basetta di alimentazione e cavi lunghezza 2000 mm.
Corpo e telaio: profilo perimetrale in alluminio estruso anodizzato, verniciati con polvere termoindurente poliestere.
Verniciatura: di tipo poliestere eseguita a polvere. Colore bianco RAL 9010.
Ottica: diffondente. Composta da lastra in tecnopolimero (PMMA).
Schermo: schermo diffusore microprismato.
UGR: Conforme alla norma EN 12464-1 - ≤19.
Temperatura colore: standard 4000K.
Conforme alla norma: EN60598-1, RG0 nessun rischio fotobiologico ai fini della norma EN62471.
Led: mantenimento del flusso luminoso minimo al 80%: L80B20>50.000h.
Driver: Fattore di potenza ≥0,95.

Suspension LED device with direct and indirect emission, with 2CCT selector inside the ceiling rose, it is possible to choose neutral light 4000K or warm light 3000K with high colour rendering, for public areas, offices, halls, healthcare facilities, meeting rooms, shops. For environments requiring a perfectly evenly diffused light. Ideal for workspaces which need greater glare control, thanks to the microprismatic diffuser screen, coupled to an internal diffusing film screen, for optimal diffusion of the direct light component and luminance control UGR<19. LEDs for down light and up light emission are set up in the perimeter.
Installation: *suspension. The system includes power baseboard and 2000 mm long cables.*
Body and frame: *perimeter profile in anodised extruded aluminium, coated with thermosetting polyester powder.*
Painting: *powder polyester coating. White RAL 9010.*
Optics: *diffusing. Consisting of techno-polymer sheet (PMMA).*
Screen: *microprismatic diffuser screen.*
UGR: *Complies with standard EN 12464-1 - ≤19.*
Colour temperature: *standard 4000K.*
Compliant with standard: *EN60598-1, RG0 no photobiological risk for the purposes mentioned in standard EN62471.*
LED: *maintenance of 80% minimum luminous flux: L80B20>50.000h.*
Driver: *Power factor ≥0.95.*







220 240V | 50/60 Hz | IK07 | IP20 | CRI 80 | +40 C° -20 | 650° | CE | DRIVER INCLUDED | RG0

RETAIL | MARKET | SCHOOL 1+1=2 ABC | HOTEL | HOSPITAL | OFFICE | GYM

2CCT COLOUR CHANGING

Funzione 2 CCT (3000K - 4000K) modificabile con interruttore a cursore.
Slide switch 3 CCT (3000K - 4000K) changeable function.

UGR ≤19

LED Zante Top





Selettore 2CCT interno al rosone.
2CCT selector inside the ceiling rose.

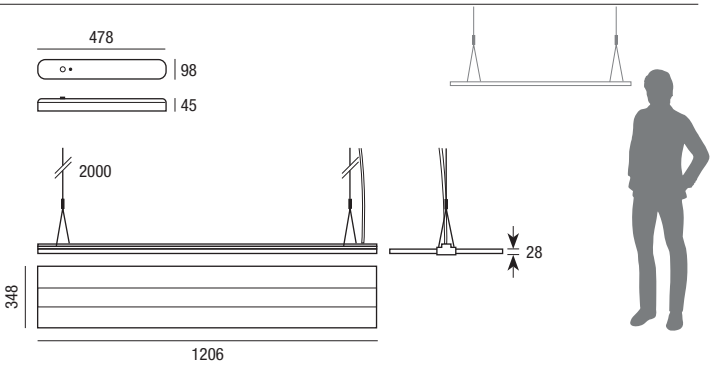

colour	W max	Lm output	lm/W	K	pcs	Kg	CELL
B	45	max 4700	105	3000 4000	001	2,70	25930/S/TOP

A richiesta: versione 6000K (consegna 90gg.)
On demand: *6000K versions (delivery 90 days)*

Sospensione con cavo a Y:
il cavo a Y garantisce il perfetto bilanciamento della lampada.
Suspension with Y cable:
the Y cable guarantees perfect balancing of the lamp.

Dati fotometrici
Photometric data

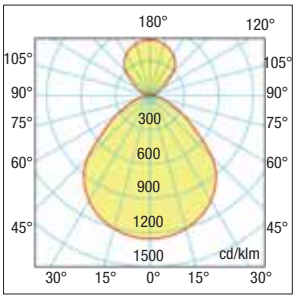

Versione standard:
l'apparecchio è predisposto per l'accensione contemporanea di entrambe le emissioni luminose.
Standard version:
The device is designed for both luminous emissions to switch on simultaneously.

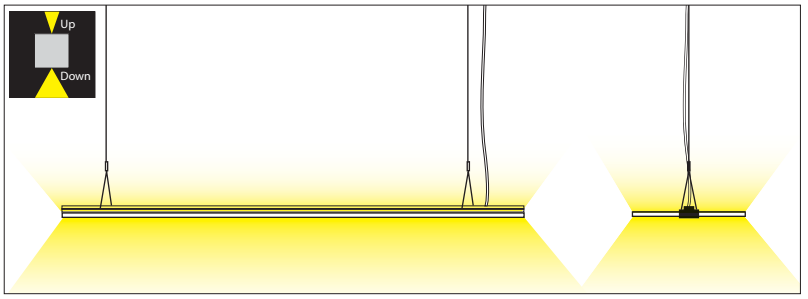







LED Luxxi

A RICHIESTA
ON DEMAND

DALI 2



Serie di proiettori a sospensione con elevata resa cromatica per utilizzo in centri commerciali, supermercati per mettere in risalto i banchi di alimentari, uffici o spazi in coworking, concessionari e grandi aree in genere.
Corpo: vano porta componenti in alluminio pressofuso, verniciato grigio a polveri poliestere resistente alla corrosione ed agli agenti atmosferici. Dissipatore in lega di alluminio estruso. Piastra porta cablaggio in acciaio.
Diffusore: in policarbonato trasparente internamente prismatizzato e all'esterno liscio antipolvere per una rapida pulizia, infrangibile e autoestinguente V2.
Conforme alla norma: EN60598-1, RG0 nessun rischio fotobiologico ai fini della norma EN62471.
Led: mantenimento del flusso luminoso minimo al 80%: L80B20>50.000h.
Driver: Incluso > 50.000 h Fattore di potenza ≥0,95.

Series of suspended projectors with high colour rendering for use in shopping centres, supermarkets to highlight food counters, offices or co-working spaces, dealerships and large areas in general.
Body: *component holding body in die-cast aluminium with Grey polyester-powder against corrosion and weathering. Dissipator in extruded aluminium alloy. Steel wiring plate.*
Diffuser: *in transparent polycarbonate internally prismatised and smooth dust-proof on the outside for quick cleaning, unbreakable and self-extinguishing V2.*
Compliant with standard: *EN60598-1, RG0 no photobiological risk for the purposes mentioned in standard EN62471.*
LED: *maintenance of 80% minimum luminous flux: L80B20>50.000h.*
Driver: *Included > 50,000 h Power factor ≥0.95.*



220 240V | 50/60 Hz | IK08 | IP43 | CRI 90 | +40 C° -20 | 850° | CE | DRIVER INCLUDED | RG0

RETAIL | MARKET | SCHOOL 1+1=2 ABC | HOTEL | HOSPITAL | OFFICE UGR<16 | GYM

LED Luxxi 500



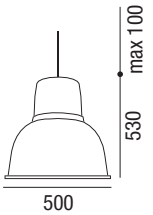

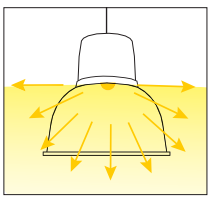

colour	W		Lm output	K	pcs	Kg	CELL
G	40	60°	4600	3000	001	6.50	28161/40W
G	40	60°	4600	4000	001	6.50	28161/4K/40W
G	60	60°	6900	3000	001	6.50	28161/60W
G	60	60°	6900	4000	001	6.50	28161/4K/60W



vedi pag.
see pag.
423

LED Flex

LED Flex Monocromatica

Strisce flessibili per interni e per esterni anche in IP20, IP65 o IP67, con led a luce bianca (calda 3000K, neutra 4000K o fredda 6000K).
La versatilità di queste strisce le rende utili in molte applicazioni come ad esempio per disegnare con la luce l'architettura degli edifici, per la retro-illuminazione di espositori o insegne, per banconi o nicchie di negozi, ristoranti, bar, cinema e per effetti scenografici nelle abitazioni.
Le strisce led sono facili da installare, consumano pochissima energia elettrica, durano oltre 50.000 ore e non richiedono manutenzioni.
Installazione: tramite ganci in materiale termoplastico (inclusi) o tramite incollaggio.
Corpo: materiale termoplastico
Alimentazione: 12V, 24V o 48V non inclusa.

Flexible LED strips for indoor or outdoor use. Available in IP20, IP65 or IP67 with white (warm 3000K, neutral 4000K or cool 6000K) LEDs.
The versatility of these strips means they can be used for various applications: highlighting special architectural features, display stand/sign backlighting, lighting counters/alcoves in shops, restaurants, bars and cinemas and for scenic effects at home.
The LED strips are easy to install, consume very little energy, last for over 50.000 hours and do not need any maintenance.
***Installation:** using thermoplastic hooks (included) or an adhesive.*
***Body:** thermoplastic material*
***Power supply:** 12V, 24V or 48V not included.*

LED Flex COB

Strisce LED continue flessibili per interni e per esterni in IP20 o IP67, con LED COB a luce bianca (calda 3000K, neutra 4000K).
La versatilità di queste strisce le rende utili in molte applicazioni come ad esempio per disegnare con la luce l'architettura degli edifici, per la retro-illuminazione di espositori o insegne, per banconi o nicchie di negozi, ristoranti, bar, cinema e per effetti scenografici nelle abitazioni.
Le strisce led sono facili da installare, consumano pochissima energia elettrica, durano oltre 50.000 ore e non richiedono manutenzioni.
Installazione: tramite ganci in materiale termoplastico (inclusi) o tramite incollaggio.
Corpo: materiale termoplastico
Alimentazione: 24V non inclusa.

Continue and fexible LED COB strips for indoor or outdoor use. Available in IP20 or IP67 with white (warm 3000K, neutral 4000K) LEDs COB.
The versatility of these strips means they can be used for various applications: highlighting special architectural features, display stand/sign backlighting, lighting counters/alcoves in shops, restaurants, bars and cinemas and for scenic effects at home.
The LED strips are easy to install, consume very little energy, last for over 50.000 hours and do not need any maintenance.
***Installation:** using thermoplastic hooks (included) or an adhesive.*
***Body:** thermoplastic material*
***Power supply:** 24V not included.*

LED Flex Tunable white

Strisce flessibili Tunable White con regolazione variabile della temperatura di colore, agendo su un pulsante NA la temperatura colore passa dalla tonalità calda a quella fredda, creano un ambiente capace di sostenere le persone in modo naturale, al pari di quanto fa la luce diurna, per interni e per esterni in IP20 o IP67, con led a luce variabilee bianca calda 3000K, neutra 4000K o fredda 6000K. La versatilità di queste strisce le rende utili in molte applicazioni come ad esempio per disegnare con la luce l'architettura degli edifici, per la retro-illuminazione di espositori o insegne, per banconi o nicchie di negozi, ristoranti, bar, e per creare ambienti diversi durante la giornata ricreando la luce esterna, ottima per gli spazi chiusi laddove si necessiti ricreare scenari naturali e aiutare la concentrazione come uffici e aule didattiche.
Installazione: tramite ganci in materiale termoplastico (inclusi) o in profili in alluminio dissipanti.
Corpo: materiale termoplastico
Alimentazione: 12V o 24V non inclusa.
La striscia può essere collegata insieme ad altre per ottenere file continue di luce (max 10m).

Flexible Tunable White strips with variable colour temperature adjustment, acting on an NA push button, the colour temperature changes from warm to cold, creating an environment that can support people in a natural way, just like daylight, for indoors and outdoors in IP20 or IP67, with variable warm white light LEDs 3000K, neutral 4000K or cold 6000K. The versatility of these strips makes them useful in many applications, such as to design the architecture of buildings with light, for the backlighting of displays or signs, for counters or niches of shops, restaurants, bars, and to create different environments during the day, recreating the outdoor light, excellent for enclosed spaces where natural scenarios need to be recreated, and help concentration, such as in offices and classrooms.
***Installation:** using hooks in thermoplastic material (included) or inside dissipating aluminium profiles.*
***Body:** thermoplastic material.*
***Power supply:** 12V or 24V not included.*
The strip can be connected together with others to obtain continuous rows of lights (max 10m).

LED Flex RGB
Catalogo Outdoor 2024
siehe Seite
voir la page
200



DRIVER LED 12V-24V-48V
Catalogo Components 2024
siehe Seite
voir la page
528



Controller for strip LED
Catalogo Components 2024
siehe Seite
voir la page
532



ATTENZIONE: Per le strisce LED in IP20 >4,8W/m e IP67 >15W/m deve essere applicato su un estruso in alluminio o su un opportuno dissipatore che ne permetta l'impiego in un regime di temperatura consono. In particolare la temperatura misurata sul circuito stampato non deve superare i 50°. Ogni applicazione che esuli dal presente accorgimento può compromettere la funzionalità, nonchè la vita del prodotto. Relco dispone di estrusi in alluminio o dissipatori in varie dimensioni, in modo da poter esaudire il maggior numero di richieste. **Relco non si assume la responsabilità di tagli effettuati dopo la consegna delle strisce a LED.**

ATTENTION:** To the LED strips (> 4,8W/m) has to be applied on an aluminium profile or an special heat sink in order to guarantee the product to work properly under controlled temperature. In particular the measured temperature on the pcb must not exceed 50°C. Any other type of application that doesn't follow the previous specs could damage the function and the life of the LED Strip. Relco has aluminum extruded profiles or heat sinks in different dimensions, in order to carry out the greatest number of requests.* ***Relco does not assume responsibility for cuts made after delivery of the LED strips.

LED Flex monocromatica 12Vdc IP20 - IP67

LED Flex monocromatica 12V.



120° Beam | Dimmable | 5m | Cuttable | CE | RoHS | cULus LISTED E476561

CRI 90 | **IP20**



COMPATIBLE
cod. 20072
cod. 20074

ON OFF 50.000 | III

colour	W/m	Led/mt *	Pitch LED	K	Lm/m	Efficency	pcs	Kg	Width mm.	S+L	Euro cad. Promo
T	4,8	30	100	3000	480	100	1	0,36	10	30937	4,40
T	9,6	60	50	3000	960	100	1	0,36	10	30904/ECO	6,30
T	9,6	60	50	4000	960	100	1	0,36	10	90.011/010	5,40
T	14,4	78	38.46	3000	1440	100	1	0,36	8	40904	7,40
T	19,2	120	25	3000	1920	100	1	0,36	10	30904	9,00
T	19,2	120	25	4000	1920	100	1	0,36	10	90.012/010	7,80

Fino ad esaurimento scorte
While stocks last



CRI 90 | **IP67**

colour	W/m	Led/mt *	Pitch LED	K	Lm/m	Efficency	pcs	Kg	Width mm.	S+L	Euro cad. Promo
T	4,8	30	100	3000	480	100	1	0,36	12	90.001/012	8,80
T	9,6	60	50	3000	960	100	1	0,36	12	90.011/012	8,70
T	9,6	60	50	4000	960	100	1	0,36	12	90.011/011	9,90
T	14,4	78	38.46	3000	1440	100	1	0,36	12	40904/IP67	10,80
T	19,2	120	25	3000	1920	100	1	0,36	12	90.001/012PLUS	13,00
T	19,2	120	25	4000	1920	100	1	0,36	12	90.001/011PLUS	11,00

*Quantità dei LED per metro lineare
**Quantity of LEDs per linear meter*

Fino ad esaurimento scorte
While stocks last



Dati fotometrici
Photometric data

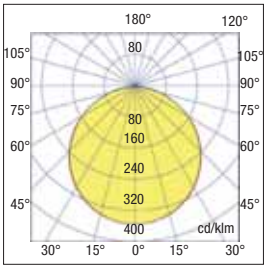

Accessori inclusi - *Included accessories*



Per codici IP20
For IP20 codes
2 Cavi di connessione al driver di 15 cm.
2 Connection cables to the driver 15 cm.



2 Connettori per linea continua.
2 Connectors for continuous line.

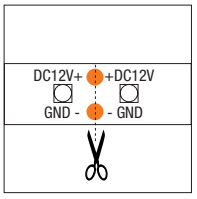

Effettuare il taglio in corrispondenza del simbolo della forbice e la linea tratteggiata.
Make the cut in correspondence of the scissor symbol and dotted line.



Per codici IP67
For IP67 code
La confezione contiene, clip di fissaggio, tappi di chiusura, cavi di collegamento IP ad alimentatore, tubo silicone per ripristino IP, connessioni iniziale e finale strip e per collegamento in serie.
Le strip possono essere sezionate ad interassi prefissati; in caso di tagli intermedi utilizzare i tappi inclusi ed assicurarsi di sigillare accuratamente le estremità tagliate.
The package contains fixing clips, closure caps, IP connection cables to power supply, silicone hose for IP reset, initial and final strip connections and connection in series.
The strips can be sectioned at preset intervals; in the case of intermediate cuts, use the included caps and make sure to carefully seal the cut ends



LED Flex monocromatica 24 Vdc IP20 - IP67

LED Flex monocromatica 24V.





A richiesta con consegna a 90 giorni, color 2200K - 2700K - 5000K e 6500K.
On request with delivery in 90 days, color 2200K - 2700K - 5000K and 6500K.

Dati fotometrici *Photometric data*

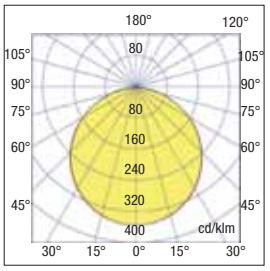

Beam | Dimmable | 5m | Cuttable | CE | RoHS | cULus LISTED E476561

CRI 90 | **IP20**



COMPATIBLE cod. 20072 cod. 20074

ON OFF 50.000

	colour	W/m	Led/mt *	Pitch LED	K	Lm/m	Efficency	pcs	Kg	Width mm.	S+L
	T	4,8	30	166.67	3000	480	100	1	0,36	10	30937/24
	T	9,6	60	100	3000	960	100	1	0,20	10	30904/ECO/24
	T	9,6	60	100	4000	960	100	1	0,20	10	90.011/010/24
	T	14,4	78	76.92	3000	1440	100	1	0,36	8	40904/24
NEW	T	16	210	33.33	2700	1552	97	1	0,36	8	RB210208-27
NEW	T	16	210	33.33	3000	1600	100	1	0,36	8	RB210208-30
	T	19,2	120	50	3000	1920	100	1	0,20	10	30904/24/PLUS
	T	19,2	120	50	4000	1920	100	1	0,20	10	30670/24/PLUS
NEW	T	22,4	224	35.71	3000	3136	140	1	0,20	10	R224210-30
NEW	T	22,4	224	35.71	4000	3584	160	1	0,20	10	R224210-40
	T	24	280	25	3000	2400	100	1	0,20	10	90.001/012/24

CRI 90 | **IP67**

	colour	W/m	Led/m*	Pitch LED	K	Lm/m	Efficency	pcs	Kg	Width mm.	S+L
	T	4,8	30	166.67	3000	480	100	1	0,36	12	90.001/024
	T	9,6	60	100	3000	960	100	1	0,20	12	90.011/012/24
	T	9,6	60	100	4000	960	100	1	0,20	12	90.011/011/24
	T	14,4	78	76.92	3000	1440	100	1	0,36	10	40904/IP67/24
NEW	T	16	210	33.33	2700	1552	97	1	0,36	10	RB210208-2767
NEW	T	16	210	33.33	3000	1600	100	1	0,36	10	RB210208-3067
	T	19,2	120	50	3000	1920	100	1	0,20	12	90.001/012PLUS24
	T	19,2	120	50	4000	1920	100	1	0,20	12	90.001/011PLUS24

*Quantità dei LED per metro lineare - **Quantity of LEDs per linear meter*

LED Flex monocromatica 48 Vdc - IP20

LED Flex monocromatica 48V



	colour	W/m	Led/mt *	Pitch LED	K	Lm/m	Efficency	pcs	Kg	Width mm.	S+L
NEW	T	19,2	120	33.33	3000	1632	100	1	0,36	10	30904/48
NEW	T	19,2	120	33.33	4000	1728	100	1	0,36	10	90.012/010/48

*Quantità dei LED per metro lineare - **Quantity of LEDs per linear meter*



LED Flex COB monocromatica 24 Vdc IP20 - IP67

LED Flex COB monocromatica 24V.



A richiesta con consegna a 90 giorni:
On request with delivery in 90 days:

RED

GREEN

Beam | Dimmable | 5m | Cuttable | CE | RoHS | cULus LISTED E476561

CRI 90 | **IP20** | COMPATIBLE cod. 20072 cod. 20074 | ON OFF 50.000

	colour	W/m	K	Lm/m	Efficency	pcs	Kg	Width mm.	S+L
NEW	G	10	2700	850	85	1	0,20	8	30904/COB/27K
	G	10	3000	850	85	1	0,20	8	30904/COB
	G	10	4000	950	95	1	0,20	8	30904/COB/4K
NEW	G	15	3000	1500	100	1	0,30	10	RCOB528210-30
NEW	G	15	4000	1500	100	1	0,30	10	RCOB528210-40



A richiesta con consegna a 90 giorni
color 2200K, 5000K e 6500K.

On request with delivery in 90 days,
color 2200K, 5000K and 6500K.

CRI 90 | **IP67** | COMPATIBLE cod. 20072 cod. 20074

	colour	W/m	K	Lm/m	Efficency	pcs	Kg	Width mm.	S+L
NEW	G	10	2700	950	95	1	0,20	10	30905/COB/27K
NEW	G	10	3000	950	95	1	0,20	10	30905/COB/3K
	G	10	4000	950	95	1	0,20	10	30905/COB



Dimensioni - *Dimension*





Dati fotometrici
Photometric data

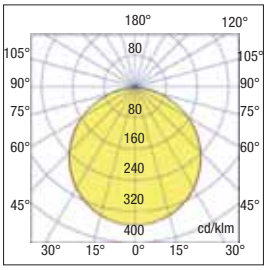

Accessori inclusi - *Included accessories*



Per codici IP20 - *For IP20 codes 4*
2 Cavi 15cmdi connessione al driver
2 15cm Connection cables to the driver



2 Connettori per linea continua.
2 Connectors for continuous line.



Per codici IP67 - *For IP67 code*

La confezione contiene, clip di fissaggio, tappi di chiusura, cavi di collegamento IP ad alimentatore, tubo silicone per ripristino IP, connessioni iniziale e finale strip e per collegamento in serie. Le strip possono essere sezionate ad interassi prefissati; in caso di tagli intermedi utilizzare i tappi inclusi ed assicurarsi di sigillare accuratamente le estremità tagliate.

The package contains fixing clips, closure caps, IP connection cables to power supply, silicone hose for IP reset, initial and final strip connections and connection in series.
The strips can be sectioned at preset intervals; in the case of intermediate cuts, use the included caps and make sure to carefully seal the cut ends



LED FLEX SILICONE IP67



5m | Cuttable | CE | RoHS | c UL us LISTED E476561 | III | 180° Beam | Dimmable | 5m | ON OFF 50.000

CRI 90 | **IP67**

	colour	W/m	Led/m*	Pitch LED	K	Lm/m	Lm/W	pcs	Kg	Width mm.	S+L
NEW	W	8	320	100	3000	256	32	001	0.30	6	RN3C0B320208

Dimensioni - *Dimension*

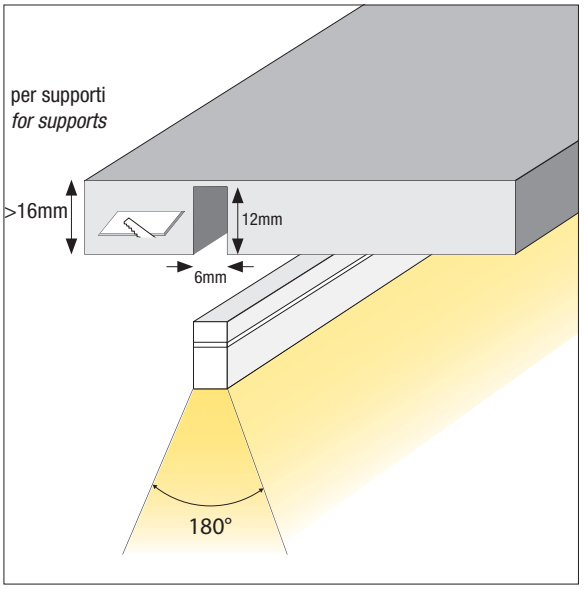

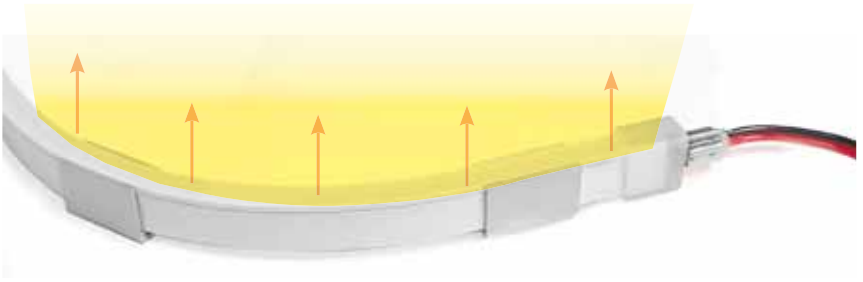

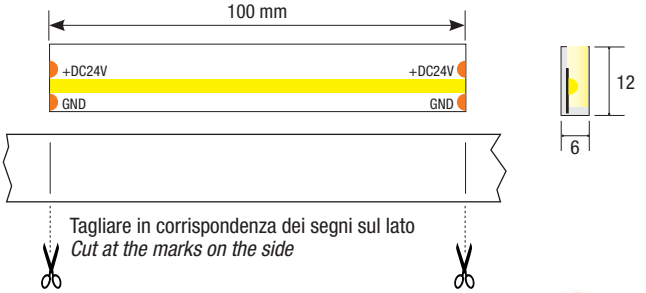

LED Flex COB Vertical può essere inserita su qualsiasi supporto, su cartongesso o inserita in mobili in legno, dopo aver predisposto il supporto a foro adeguato si inserisce semplicemente a pressione, inoltre non necessita di profili dissipanti visto la bassa potenza (8W/m) e di conseguenza l'esiguo calore emesso.

LED Flex COB Vertical can be inserted on any support, on plasterboard or inserted in wooden furniture, after having prepared the suitable hole support it is simply inserted by pressure, moreover it does not require dissipating profiles given the low power (8W/m) and consequently the little heat emitted.

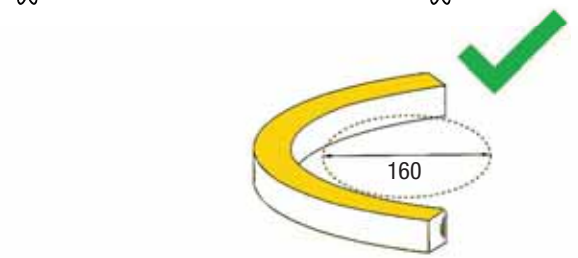



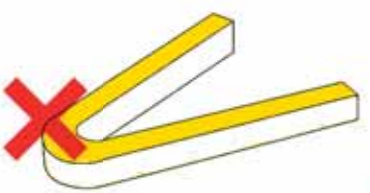



Accessori inclusi - *Included accessories*





Per codici IP67 - *For IP67 code*

La confezione contiene, clip di fissaggio, tappi di chiusura, cavi di collegamento IP ad alimentatore, tubo silicone per ripristino IP, connessioni iniziale e finale strip e per collegamento in serie.
Le strip possono essere sezionate ad interassi prefissati; in caso di tagli utilizzare i tappi inclusi ed assicurarsi di sigillare accuratamente le estremità tagliate.

The package contains fixing clips, closure caps, IP connection cables to power supply, silicone hose for IP reset, initial and final strip connections and connection in series.
The strips can be sectioned at preset intervals; in the case of cuts, use the included caps and make sure to carefully seal the cut ends

LED Flex Tunable white 24 Vdc IP20 - IP67

LED Flex Tunable white







120° Beam | Dimmable | 5m | Cuttable | CE | RoHS | cULus LISTED E476561

CRI 90 **IP20**



COMPATIBLE cod. 20072 cod. 20074

ON OFF 50.000

colour	W/m	Led/m*	Pitch LED	K	Lm/m	Efficency	pcs	Kg	Width mm.	S+L
T	20	120	50	2700 - 6500	1500	100	1	0,26	10	30937/TW

CRI 90 **IP67**

colour	W/m	Led/m*	Pitch LED	K	Lm/m	Efficency	pcs	Kg	Width mm.	S+L
T	9,6	60	100	2700 - 6500	960	100	1	0,30	12	30904/TW

*Quantità dei LED per metro lineare - **Quantity of LEDs per linear meter*

Dati fotometrici
Photometric data

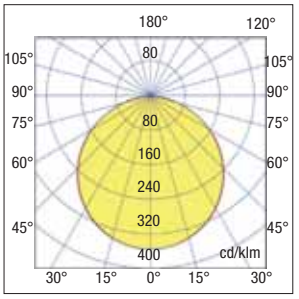

Temperature di colore dinamiche sull'esempio della natura

Non di rado, le persone trascorrono la maggior parte della giornata in ambienti chiusi. Grazie alla regolazione della temperatura di colore da bianco caldo a freddo,gli effetti naturali della luce e i relativi vantaggi entrano all'interno degli ambienti.
Come hanno dimostrato gli studi, la luce fredda e molto azzurra stimola l'attività e la concentrazione, mentre la luce calda rilassa.
In questo modo Tunable White crea un ambiente capace di sostenere le persone in modo naturale, al pari di quanto fa la luce diurna.
Tunable White significa regolazione variabile della temperatura di colore dalla tonalità calda a quella fredda.
Se la temperatura di colore e l'illuminamento sono dosati correttamente, la luce artificiale è in grado di dare sostegno al benessere delle persone, sia in uffici e strutture didattiche che negli ospedali e nei centri di cura.

Dynamic colour temperatures following nature's example

More and more often, people spend most of the day indoors. Thanks to the continuous adjustment of the colour temperature from warm to cold white, the natural effects of light and the relative advantages enter into the rooms.
As studies have shown, cold and very blue light stimulates activity and concentration, while warm light relaxes.
In this way, Tunable White creates an environment capable of supporting people in a natural way, just like daylight.
Tunable White means variable adjustment of the colour temperature from warm to cold.
If the colour temperature and illuminance are dosed correctly, artificial light is able to support people's well-being, both in offices and educational facilities as well as in hospitals and treatment centres.

Zubehör inbegriffen - *Accessoires inclus*



Per codici IP20
For IP20 codes
Cavi 15cm di connessione al driver
15cm Connection cables to the driver



Connettore per linea continua.
Connector for continuous line.

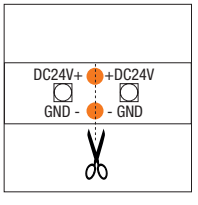

Effettuare il taglio in corrispondenza del simbolo della forbice e la linea tratteggiata.
Make the cut in correspondence of the scissor symbol and dotted line.



Per codici IP67 - *For IP67 code*

La confezione contiene, clip di fissaggio, tappi di chiusura, cavi di collegamento IP ad alimentatore, tubo silicone per ripristino IP, connessioni iniziale e finale strip e per collegamento in serie.
Le strip possono essere sezionate ad interassi prefissati; in caso di tagli intermedi utilizzare i tappi inclusi ed assicurarsi di sigillare accuratamente le estremità tagliate.

The package contains fixing clips, closure caps, IP connection cables to power supply, silicone hose for IP reset, initial and final strip connections and connection in series.
The strips can be sectioned at preset intervals; in the case of intermediate cuts, use the included caps and make sure to carefully seal the cut ends



Misure strisce LED flessibili - *Flexible LED strip sizes*

LED Flex monocromatica 12Vdc IP20 - IP67

Led/m	Vdc	Width mm.	IP/20	IP/67
30	12V.	8		
60	12V.	10		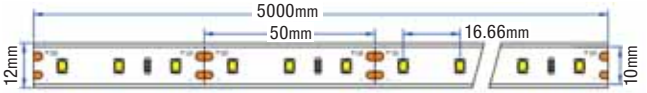
78	12V.	8	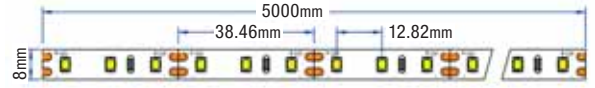	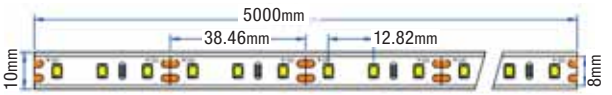
120	12V.	10	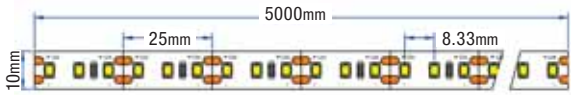	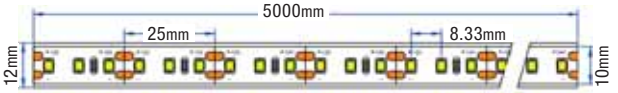

LED Flex monocromatica 24 Vdc IP20 - IP67

Led/m	Vdc	Width mm.	IP/20	IP/67
30	24V.	8	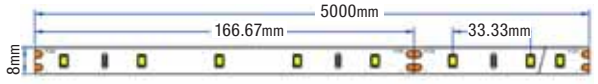	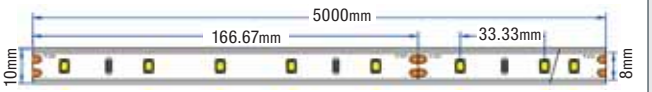
60	24V.	10		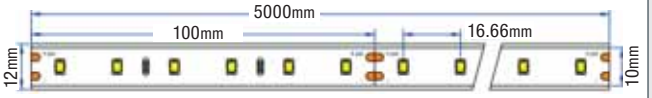
78	24V.	8	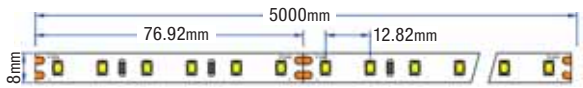	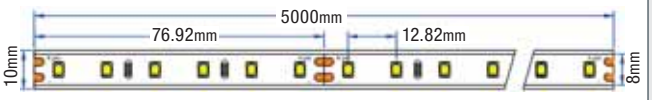
120	24V.	10		
210	24V.	8	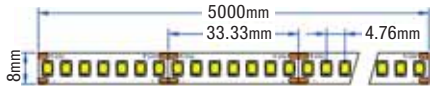	
224	24V.	10	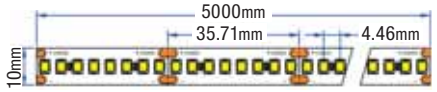	
280	24V.	10	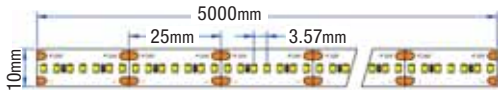	

Misure strisce LED flessibili - *Flexible LED strip sizes*

LED Flex COB monocromatica 24 Vdc IP20 - IP67

Led/m	Vdc	Width mm.	IP/20	IP/67
528	24V.	8		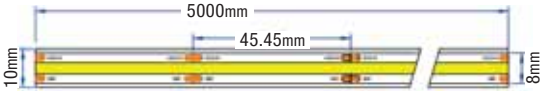
528	24V.	10		

LED Flex monocromatica 48 Vdc - IP20

Led/m	Vdc	Width mm.	IP/20	IP/67
120	48V.	10	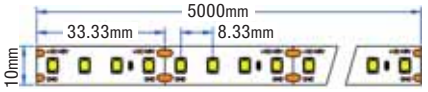	

LED Flex Tunable white 24 Vdc IP20 - IP67

Led/m	Vdc	Width mm.	IP/20	IP/67
120	24V.	10		-
60	24V.	10	-	



Profili in alluminio dissipanti da incasso
Recessed aluminium heat sink profile

Profili **dissipanti** in alluminio, disponibili da incasso, per superfici piane e da incasso a scomparsa curvabili, obbligatorie per LED Flex (non incluse), con diffusore, clip di fissaggio e testata di chiusura (non inclusi) per installazione singola o in fila continua, a parete, a plafone o ad incasso.
Materiale: profilo **dissipante** in lega d'alluminio anodizzato naturale.
Testata di chiusura: in polimero termoplastico da ordinare separatamente.
Diffusore: trasparente o opale in PMMA da ordinare separatamente.

*Aluminium **heat sink** profiles, available for recessed installation, for flat surfaces and for concealed recessed installation, bendable, mandatory for LED Flex(not included), with diffuser, fastening clip and end caps (not included), suitable for single or in-line installation, wall, ceiling-mounted or recessed.*
***Material:** heat sink profile anodized aluminium alloy.*
***End cap:** made of thermoplastic polymer to be ordered separately.*
Transparent or opal PMMA diffuser to be ordered separately.



Per strisce IP20+IP67 larghezza massima 10 mm.
For Strip IP20+IP67 maximum width of 10 mm.

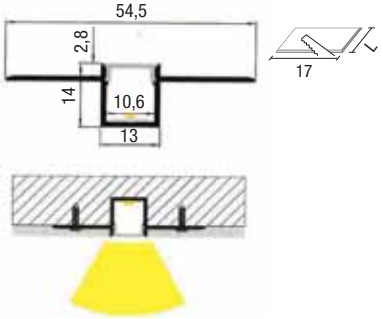



Recessed KIT H 14
Profilo dissipante in alluminio **da incasso**. Lunghezza: 2 metri
Recessed KIT H 14
***Recessed** aluminium heat sink profile. Lenght: 2 meters*

Art.	Finitura *Finishing*	Kg	L (mm)	Code
Recessed KIT H 14	Alluminio *Aluminium*	0,7	2000	20072

Per linee di luce continue incassate in cartongesso a rasare, striscia LED non inclusa.
For continuous light lines embedded in plasterboard to be smoothed, strip led not included.



accessori non inclusi
accessories not included
Code: MT.20072
tappi di chiusura. Non inclusi.
end caps. Not included



accessori non inclusi
accessories not included
Code: D.20072
Diffusore **satinato**.
Lunghezza 2m.
***Satin-finished** diffuser.*
Lenght 2m.

Profili in alluminio dissipanti per superfici piane
Recessed aluminium heat sink profile for flat surface

Code: 20070-A



Per strisce IP20+IP67
For Strip IP20+IP67

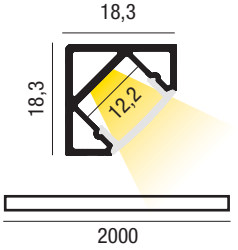

Code: MT.20070-A
Kit composto da clip di fissaggio e tappi di chiusura. Non inclusi.
Kit that includes fastening clips and end caps. Not included



KIT ANGOLO H 18,3
Profilo dissipante in alluminio. Lunghezza: 2 metri
KIT CORNER H 18,3
Aluminium heat sink profile. Lenght: 2 meters

Art.	Finitura *Finishing*	Kg	L (mm)	Code
KIT ANGOLO H 18,3	Alluminio *Aluminium*	0,6	2000	20070-A

Per gole di luce continue
For continuous cove lighting

Code: 20071



Solo per strisce IP20
For Strip IP20 only

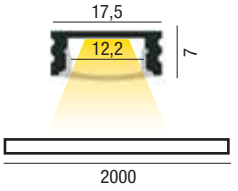

Code: MT.20071
Kit composto da clip di fissaggio e tappi di chiusura. Non inclusi.
Kit that includes fastening clips and end caps. Not included



KIT H 7
Profilo dissipante in alluminio. Lunghezza: 2 metri
KIT CORNER H 7
Aluminium heat sink profile. Lenght: 2 meters

Art.	Finitura *Finishing*	Kg	L (mm)	Code
KIT H 7	Alluminio *Aluminium*	0,7	2000	20071

Per nicchie di luce continue
For continuous light alcoves

Code: 20070-I



Per strisce IP20+IP67
For Strip IP20+IP67

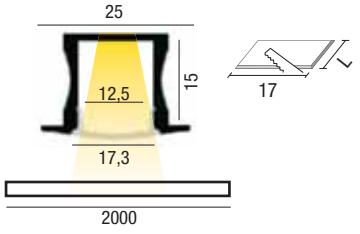

Code: MT.20070-I
Kit composto da clip di fissaggio e tappi di chiusura. Non inclusi.
Kit that includes fastening clips and end caps. Not included



Recessed KIT H 15
Profilo dissipante in alluminio **da incasso**. Lunghezza: 2 metri
Recessed KIT H 15
Recessed *aluminium heat sink profile. Lenght: 2 meters*

Art.	Finitura *Finishing*	Kg	L (mm)	Code
Recessed KIT H 15	Alluminio *Aluminium*	0,7	2000	20070-I

Per linee di luce continue incassate in cartongesso
For continuous recessed lines of light

Code: 20070



Per strisce IP20+IP67
For Strip IP20+IP67

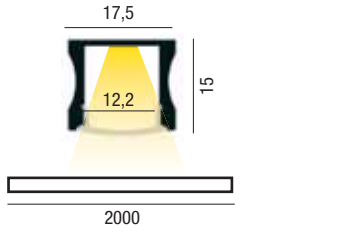

Code: MT.20070
Kit composto da clip di fissaggio e tappi di chiusura. Non inclusi.
Kit that includes fastening clips and end caps. Not included



KIT H 15
Profilo dissipante in alluminio. Lunghezza: 2 metri
KIT H 15
Aluminium heat sink profile. Lenght: 2 meters

Art.	Finitura *Finishing*	Kg	L (mm)	Code
KIT H 15	Alluminio *Aluminium*	0,6	2000	20070

Per linee di luce continue
For continuous lines of light



Code: D.20070-1
Diffusore **trasparente**.
Lunghezza 2m.
Transparent *diffuser.*
Lenght 2m.



Code: D.20070-2
Diffusore **satinato**.
Lunghezza 2m.
Satin-finished *diffuser.*
Lenght 2m.



Profili in alluminio a somparsa ad incasso curvabile.
Recessed curved aluminum profiles.





Per strisce IP20+IP67 larghezza massima 10 mm.
For Strip IP20+IP67 maximum width of 10 mm.

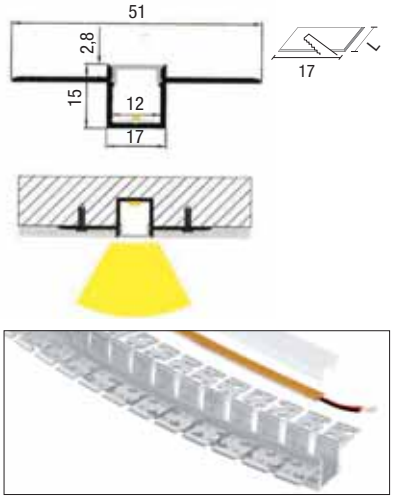

Recessed KIT H 14
Profilo dissipante in alluminio **da incasso**. Lunghezza: 2 metri

Recessed KIT H 14
Recessed *aluminium heat sink profile. Lenght: 2 meters*

Art.	Finitura *Finishing*	Kg	L (mm)	Code
Recessed KIT H 14	Alluminio *Aluminium*	0,7	2000	20074

Per linee di luce continue incassate in cartongesso a rasare, striscia LED non inclusa.
For continuous light lines embedded in plasterboard to be smoothed, strip led not included.

Per utilizzo con / For use with:

LED Flex monocromatica 12V. - 24V.

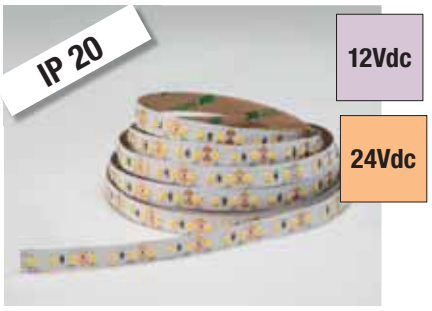

LED Flex COB monocromatica 24V.



LED Flex Tunable white



DIFFUSORI - accessori non inclusi - *DIFFUSERS - accessories not included*



Code: 17158
tappi di chiusura. Non inclusi.
end caps. Not included



Code: 17074N
Diffusore **satinato** bianco Lunghezza 2m.
White satin-finished
diffuser. Lenght 2m.



Per la copertura in silicone nero, l'illuminazione è di circa il 15%, esce una luce lieve.
For the black silicone cover ,the ligthting rate is about 15%, a little light come out.

Code: 1707BN
Diffusore **satinato** nero Lunghezza 2m.
Black satin-finished
diffuser. Lenght 2m.



LED Agile Silicone 24Vdc IP65



LED Agile Silicone è un prodotto per l'illuminazione lineare da esterno con alto grado di protezione IP65.
Il punto di forza di questo prodotto è la flessibilità, infatti è capace di curvare sia sull'asse orizzontale che su quello verticale; tutto questo è possibile grazie alla coestrusione siliconica e l'utilizzo delle PCB indipendenti tra loro. Affiancando più lampade la luce emessa sarà uniforme e non si formeranno zone d'ombra.
Ottica: dotato di un'ottica controllata con fascio d'apertura di 30°, così da permettere l'illuminazione di altezze importanti (fino a 12 metri circa).
Installazione: su staffa fissa o orientabile oppure con profilo in alluminio.
Corpo: Silicone e materiale termoplastico.
Alimentazione: 24V non inclusa.

LED Agile Silicone is a product for outdoor linear lighting with a high degree of protection IP65.
The strong point of this product is its flexibility, in fact it is able to curve both on the horizontal and vertical axis; all this is possible thanks to silicone coextrusion and the use of independent PCBs. By placing several lamps side by side, the light emitted will be uniform and no shadow areas will form.
***Optics:** equipped with a controlled optic with a 30° opening beam, so as to allow the lighting of significant heights (up to approximately 12 meters).*
***Installation:** on a fixed or adjustable bracket or with an aluminum profile.*
***Body:** Silicone and thermoplastic material.*
***Power supply**: 24V not included*

LED Agile Silicone 24V.



30° Beam | Dimmable | 2,5m | Cuttable

CUSTOM
Solo a richiesta.
Only on request.

CRI 90 | **IP65** | DRIVER NOT INCLUDED

colour	W	L. mm.	W/m	K	Lm	DC	pcs	Kg	Width mm.	S+L
G	72,5	2500	29	2700	4000	24	1	0,36	40	AGI25027G
G	72,5	2500	29	3000	4250	24	1	0,36	40	AGI25030G
G	72,5	2500	29	4000	4450	24	1	0,36	40	AGI25040G
G	72,5	2500	20	R G B	1500	24	1	0,36	250	AGI250RGBG

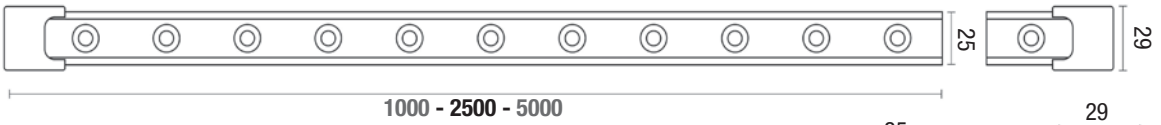

1000 - **2500** - 5000

1m | 5m — A richiesta. *On request.*

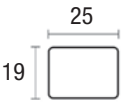

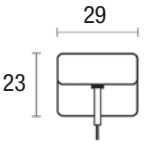

Cavo entra/esci 50 cm
50cm cable at both/end

Accessori inclusi - *Included accessories*



RE-FL129-1
Profilo in alluminio da 1 metro.
1 meter aluminum profile.



RE-FL129
Staffa fissa.
Fixed bracket.



RE-CT580-BLE - Centralina Bluetooth Mesh
RE-CT580-BLE - Bluetooth Mesh Control Unit
Centralina Bluetooth Mesh gestibile con push, app smartphone dedicata (iOS e Android) e assistenti vocali (Google Home e Alexa). Centralina per gestire e dimmerare tutti i tipi di Agile LED, Monocromatica o RGB. Uscita: 5CH - Max 8A x CH
Bluetooth Mesh control unit manageable with RE500 RF remote control, push, dedicated smartphone app (iOS and Android) and voice assistants (Google Home and Alexa). Control unit for managing and dimming all types of Agile LED, Monochromatic or RGB.
Output: 5CH - Max 8A x CH



RE-FL129-2
Profilo in alluminio da 2 metri.
2 meters aluminum profile.



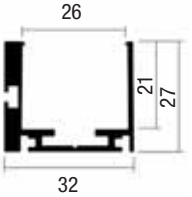

RE-FL129-X
Supporto orientabile.
Orientable support.



Scelta Driver - *Choice of Drivers*



SLIM CV LED DRIVER - Uso indipendente - *Independent use*

RIPPLE FREE | DALI 2 | IP20





Alimentatore indipendente IP20 per uso interno.
Fornito di coprimorsetto e serracavo.
- Morsetti di entrata e uscita contrapposti
- Ripple di tensione: ± 5%
- Campo di regolazione: DALI 2
- Tipo di protocollo: DALI 2
- Protezione: circuito aperto/Cortocircuito/Sovraccarico
- Protetto in classe II contro le scosse elettriche per contatti diretti e indiretti
- Temperatura ambiente: -20...45°C
- Certificati: ENEC / CCC / SAA / CB CE
- Applicazioni: striscia LED DC
- Tensione nominale: 220-240V - 50/60Hz

IP20 independent power supply for indoor use.
Supplied with terminal cover and cable clamp.
- *Opposite input and output terminals*
- *Voltage ripple: ± 5%*
- *Setting range: DALI 2*
- *Protocol type: DALI 2*
- *Protection: Open Circuit / Short Circuit / Overload*
- *Protected in class II against electric shocks for direct and indirect contacts*
- *Ambient temperature: -20...45°C*
- *Certificates: ENEC / CCC / SAA / CB CE*
- *Applications: DC LED strip*
- *Rated voltage: 220-240V - 50/60Hz*

	Codice *Code*	Watt Range	Output voltage Vdc	Output current mA	Input voltage Vdc	Hz	16A	IC	Protocol	Power factor	L (mm)	P (mm)	H (mm)
NEW	RN9175/48/75	75	48	0-1800mA	-	50/60	15	25A 200µS	ON-OFF	0,95 λ	180	52	30
NEW	RN9175/48/120	120	48	0-2500 mA	-	50/60	15	25A 200µS	ON - OFF	0,95 λ	300	40	30
NEW	RN9175/48/250	250	48	0-5210 mA	-	50/60	15	25A 200µS	ON - OFF	0,95 λ	400	40	22
NEW	RN1428	60	24	2500 mA	-	50/60	15	10A 170µS	ON - OFF	0,95 λ	300	30	17
	RN9175/24	120	24	0-5000 mA	-	50/60	15	25A 200µS	ON - OFF	0,95 λ	300	40	30
NEW	917515024-DA	45-150	24	1875-6250 mA	180-280	50/60	15	25A 200µS	DALI 2	0,95 λ	350	30	18
NEW	91756024-DA	24-60	24	1000-2500 mA	180-280	50/60	25	20A 170µS	DALI 2	0,95 λ	300	30	15
NEW	RN9175/24/180	180	24	0-7500 mA	-	50/60	15	25A 200µS	ON - OFF	0,95 λ	345	50	35
	RN9175/24/200	200	24	0-8350 mA	-	50/60	15	25A 200µS	ON - OFF	0,95 λ	400	40	30

Integrated invisible power supply 48V

- Ripple di corrente: ± 5%
- Short time: <0,5s / 277Vac
- Tc: -40-85°C
- Applicazioni: binario 48V
- Colore: Nero

- *Current ripple: ± 5%*
- *Short time: <0,5s / 277Vac*
- *Tc: -40-85°C*
- *Applications: Track light 48V*
- *Colour: Black*

		Codice *Code*	Watt Range	Output voltage Vdc	Output current A	Input voltage Vdc	Hz	16A	IC	Power factor	L (mm)	P (mm)	H (mm)
NEW	N	RLV100W48VT3M	100	48	0-2,5	220-240	50/60	15	25A 200µS	0,95 λ	290	15	18
NEW	N	RLV250W48VTW	250	48	0-2,5	220-240	50/60	15	25A 200µS	0,95 λ	258	15	44
NEW	B	RLV100W48VTWH	100	48	0-2,5	220-240	50/60	15	25A 200µS	0,95 λ	290	15	18
NEW	B	RLV250W48VTWH	250	48	0-2,5	220-240	50/60	15	25A 200µS	0,95 λ	258	15	44

Cavo a 4 poli (2X funzionamentro ON/OFF - 2 per funziamento DALI) - 4-pole cable (2X ON/OFF operation - 2 for DALI operation)

FLAT CV LED DRIVER - Uso indipendente - *Independent use*

RIPPLE FREE | IP20



Alimentatore indipendente IP20 per uso interno.
Fornito di coprimorsetto e serracavo.
- Morsetti di entrata e uscita contrapposti
- Ripple di tensione: ± 5%
- Protezione: circuito aperto/Cortocircuito/Sovraccarico
- Protetto in classe II contro le scosse elettriche per contatti diretti e indiretti
- Temperatura ambiente: -20...40°C
- Applicazioni: striscia LED DC
- Tensione nominale: 220-240V - 50/60Hz

IP20 independent power supply for indoor use.
Supplied with terminal cover and cable clamp.
- Opposite input and output terminals
- Voltage ripple: ± 5%
- Protection: Open Circuit / Short Circuit / Overload
- Protected in class II against electric shocks for direct and indirect contacts
- Ambient temperature: -20...40°C
- Certificates: ENEC / CCC / SAA / CB CE
- Applications: DC LED strip
- Rated voltage: 220-240V - 50/60Hz

	Codice *Code*	Watt Range	Output voltage Vdc	Output current mA	Input voltage Vdc	Hz		Power factor	L (mm)	P (mm)	H (mm)
NEW	7064CV	8 - 40	24	333-1667 mA	220-240	50/60	10	0,95 λ	160	57,5	18
NEW	7065CV	12 - 60	24	500-2500 mA	220-240	50/60	10	0,95 λ	185	63,5	22

A richiesta potenze 6W - 12W - 15W - 20W - 30W - *On request powers 6W - 12W - 20W - 30W*

Accessori non inclusi - *Not included accessories*

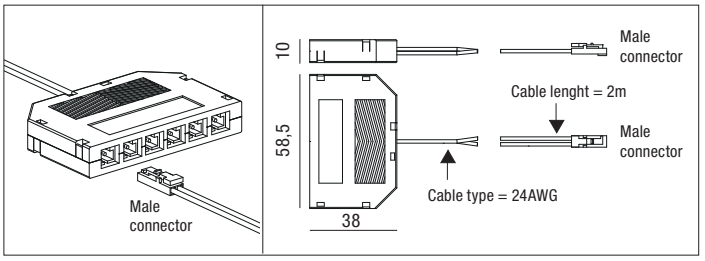

Code: CON6P3A
6-24V - 3A - 6 poli - 6 poles - **PCS 250**



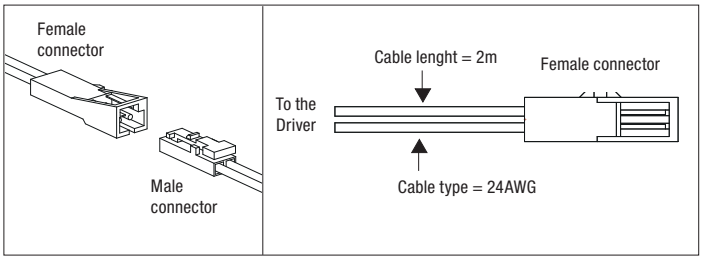

Code: PRO2MTFEM



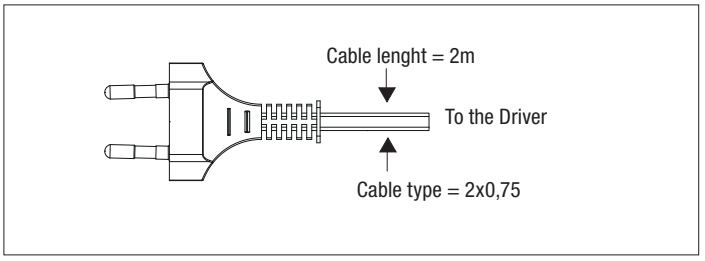

Code: CII/63/20X22P



COMPACT CV LED DRIVER - Uso indipendente - *Independent use*

EMC 300MHz | SELV | RoHS compliance | 110 | RIPPLE FREE | DIM 1-10Vdc | PUSH | IP20



Alimentatore indipendente IP20 per uso interno.
Fornito di coprimorsetto e serracavo.

- Morsetti di entrata e uscita contrapposti
- Ripple di tensione: ± 5%
- Campo di regolazione: 1-10V 1%-100%
- Tipo di protocollo: 1-10V
- Protezione: circuito aperto/Cortocircuito/Sovraccarico
- Protetto in classe II contro le scosse elettriche per contatti diretti e indiretti
- Temperatura ambiente: -20...45°C
- Certificati: ENEC / CCC / SAA / CB CE
- Applicazioni: striscia LED DC
- Tensione nominale: 220-240V - 50/60Hz

IP20 independent power supply for indoor use.
Supplied with terminal cover and cable clamp.

- *Opposite input and output terminals*
- *Voltage ripple: ± 5%*
- *Setting range: 1-10V 1%-100% - DALI 2*
- *Protocol type: 1-10V - DALI 2*
- *Protection: Open Circuit / Short Circuit / Overload*
- *Protected in class II against electric shocks for direct and indirect contacts*
- *Ambient temperature: -20...45°C*
- *Certificates: ENEC / CCC / SAA / CB CE*
- *Applications: DC LED strip*
- *Rated voltage: 220-240V - 50/60Hz*

	Codice *Code*	Watt Range	Output voltage Vdc	Output current	Hz	16A	iC	Protocol	Power factor	L (mm)	P (mm)	H (mm)	QTY	PROMO Euro Netto
	RN9014	30	12	2500 mA	50/60	25	20A 175µS	ON - OFF	0,95 λ	170	41	35		
	PTDC/50/12V	60	12	5000 mA	50/60	15	20A 175µS	ON - OFF	0,95 λ	180	52	30	2.371	8,00
	RN9175	100	12	8350 mA	50/60	15	20A 175µS	ON - OFF	0,95 λ	230	51	40	1.246	13,50
	RN9124	15	24	625 mA	50/60	30	25A 200µS	ON - OFF	*	115	34	19		
	RN9015	30	24	1250 mA	50/60	25	20A 175µS	ON - OFF	0,95 λ	170	41	35		
	RN1432-24	40	24	1700 mA	50/60	25	20A 175µS	ON - OFF	0,95 λ	185	46	38		
NEW	RN1428/KL	60	24	2500 mA	50/60	15	10A 170µS	ON - OFF	0,95 λ	180	52	30		
	RN1392	25	12	2100 mA	50/60	25	20A 175µS	ON - OFF	0,95 λ	145	39	28	2.416	7,00
			24	1000 mA										
	PTDC/80/B	50	12	4170 mA	50/60	15	25A 200µS	ON - OFF	0,95 λ	230	51	40		
		80	24	3350 mA										
	PTDCD/100	60	12	5000 mA	50/60	15	25A 200µS	1-10Vdc PUSH (SELV)	0,95 λ	230	51	40		
		100	24	4170 mA										

* Per potenze inferiori a 24W non è richiesto dalle normative - *For lower powers to 24W is not required by the regulations*

COMPACT CV IP67 LED DRIVER - Uso indipendente - *Independent use*

RIPPLE FREE DALI 2 IP67



Alimentatore indipendente IP67.
- Cavo di connessione su primario e secondario per il collegamento
- Protetto in classe I contro le scosse elettriche per contatti diretti e indiretti
- Ripple di tensione: ± 5%
- Campo di regolazione: DALI 2
- Tipo di protocollo: DALI 2
- Temperatura ambiente: -20...45°C
- Certificati: ENEC / CCC / SAA / CB CE
- Applicazioni: striscia LED DC
- Tensione nominale: 220-240V - 50/60Hz

IP67 independent power supply.
- Connection cable on primary and secondary for connection
- Class I protected against electric shocks for direct and indirect contacts
- Voltage ripple: ± 5%
- Setting range: DALI 2
- Protocol type: DALI 2
- Ambient temperature: -20...45°C
- Certificates: ENEC / CCC / SAA / CB CE
- Applications: DC LED strip
- Rated voltage: 220-240V - 50/60Hz

Codice *Code*	Watt Range	Output voltage Vdc	Output current mA	Hz	16AL	iC	Protocol	Power factor	L (mm)	P (mm)	H (mm)	QTY	PROMO Euro Netto
RN1431/75	75	12	6250 mA	50/60	15	25A 200µS	ON - OFF	0,95 λ	155	53	31		
RN1431	150	12	12500 mA	50/60	15	25A 200µS	ON - OFF	0,95 λ	215	53	31	893	20,00
RN1475/24/DA	75	24	3125 mA	50/60	15	25A 200µS	DALI 2	0,95 λ	131	67	33		
RN1431/24/100	100	24	4160 mA	50/60	15	25A 200µS	ON - OFF	0,95 λ	200	53	31		
RN1227	150	24	6250 mA	50/60	15	25A 200µS	DALI 2	0,95 λ	161	67	33		
RN1431/24	200	24	8330 mA	50/60	15	25A 200µS	ON - OFF	0,95 λ	240	53	31		

A richiesta potenze 30W - 60W - 250W (ON-OFF - 1-10V - DALI) - On request powers 30W - 60W - 250W (ON-OFF - 1-10V - DALI)



SLIM CV LED DRIVER - Da incorporare - *Built in*

RIPPLE FREE **IP20**



Alimentatore da incorporare IP20 per uso interno.
Utilizzabile per apparecchi di illuminazione in classe di protezione I
Fornito di coprimorsetto e serracavo.
- Morsetti di entrata e uscita contrapposti
- Ripple di tensione: ± 5%
- Protezione: circuito aperto/Cortocircuito/Sovraccarico
- Temperatura ambiente: -20...45°C
- Certificati: ENEC / CCC / SAA / CB CE
- Applicazioni: striscia LED DC
- Tensione nominale: 220-240V - 50/60Hz

Power supply to be incorporated IP20 for internal use.
Can be used for luminaires in protection class I
Supplied with terminal cover and cable clamp.
- Opposite input and output terminals
- Voltage ripple: ± 5%
- Protection: Open Circuit / Short Circuit / Overload
- Ambient temperature: -20...45°C
- Certificates: ENEC / CCC / SAA / CB CE
- Applications: DC LED strip
- Rated voltage: 220-240V - 50/60Hz

	Codice *Code*	Watt Range	Output voltage Vdc	Output current mA	Hz	16A	iC	Protocol	Power factor	L (mm)	P (mm)	H (mm)	QTY	PROMO Euro Netto
	PTDC/5/12V/N	5	12	420 mA	50/60	30	10A 40µS	ON - OFF	*	40	42	21	2.972	3,00
NEW	RN1399	8	24	334 mA	50/60	30	10A 40µS	ON - OFF	*	68	35	20		
	PTDCL1012VB	9	12	750 mA	50/60	30	10A 40µS	ON - OFF	*	145	22	22		
NEW	PTDCL1024VB	10	24	417 mA	50/60	30	10A 40µS	ON - OFF	*	65	35	20		
	PTDC/3/24V/N	5	24	210 mA	50/60	30	10A 40µS	ON - OFF	*	40	42	21		

* Per potenze inferiori a 24W non è richiesto dalle normative - *For lower powers to 24W is not required by the regulations*



Alimentatore da incorporare IP20 per uso interno.
Utilizzabile per apparecchi di illuminazione in classe di protezione I
Fornito di coprimorsetto e serracavo.
- Morsetti di entrata e uscita contrapposti
- Ripple di tensione: ± 5%
- Protezione: circuito aperto/Cortocircuito/Sovraccarico
- Temperatura ambiente: -20...45°C
- Certificati: ENEC / CCC / SAA / CB CE
- Applicazioni: striscia LED DC
- Tensione nominale: 220-240V - 50/60Hz

Power supply to be incorporated IP20 for internal use.
Can be used for luminaires in protection class I
Supplied with terminal cover and cable clamp.
- Opposite input and output terminals
- Voltage ripple: ± 5%
- Protection: Open Circuit / Short Circuit / Overload
- Ambient temperature: -20...45°C
- Certificates: ENEC / CCC / SAA / CB CE
- Applications: DC LED strip
- Rated voltage: 220-240V - 50/60Hz

Codice *Code*	Watt Range	Output voltage Vdc	Output current mA	Hz	16A	iC	Protocol	Power factor	L (mm)	P (mm)	H (mm)
RN1279	60	24	2500 mA	50/60	15	25A 200µS	DALI 2	0,95 λ	250	30	21

Disponibile da Settembre 2024
Available from September 2024

KZQ-4 - Temperatura ambiente di funzionamento 70° - Operating ambient temperature 70°

Interfaccia per dimmerazione di LED in tensione 24-48Vdc con comando a pulsante e segnale DALI e 0/1-10V

Interface for 24-48Vdc voltage LED dimming with push-button control and DALI and 0/1-10V signal



Dimensioni (mm) - *Dimensions (mm)*

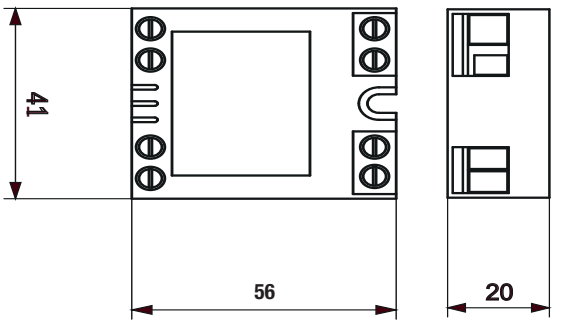

Norme di riferimento
***Reference Standards*:**
EN 55015
EN 61000-3-2
EN 61347-1
EN 61347-2-13
EN 61547
EN 62384
EN 62396-207

Codice *Code*	Vdc IN	DIM	W	A	ta °C	tc °C	Vout Vdc
30949	24	Push - DALI 0-10V - 1-10V Pot 47KΩ	**170**	7	-15....70°	80°	**24**
	48		**340**	7			**48**
30950	24	Push - DALI 0-10V - 1-10V Pot 47KΩ	**265**	11	-15....70°	80°	**24**
30951	24	Push 0-10V Pot 47KΩ	**168**	7	-15....70°	80°	**24**
	48		**336**	7			**48**
30952	24	Push 0-10V - 1-10V Pot 47KΩ	**265**	11	-15....70°	80°	**24**
30953 Master - Slave	24	Push - DALI 0-10V - 1-10V Pot 47KΩ	**170**	7	-15....70°	80°	**24**
	48		**340**	7			**48**

Caratteristiche costruttive
- Involucro plastico
- Dispositivo da incorporare
- Classe III = Apparecchio in bassa tensione di sicurezza

Caratteristiche tecniche
Tensione di ingresso e di uscita 24-48Vdc
Variatore di luminosità per moduli LED 24Vdc o 48Vdc
Variazione delle luminosità tramite:
- Pulsante (PUSH no voltage)
- Potenziometro 47KΩ
- 0÷10V
- 1÷10V
- DALI 2

Frequenza della tensione di uscita PWM: 250Hz
Sincronizzazione di più interfacce tramite cablaggio (max 10 - Cod. 30953)
Funzione "MEMORIA DI LIVELLO"
Funzione "MEMORIA DI STATO" (ultimo valore prima del black-out)
Protezione al corto circuito
Temperatura ambiente di funzionamento Ta -15°...70°C
Temperatura massima sul punto Tc 80°C

Construction features
- Plastic casing
- Built in device
- Class III = Safety low voltage device

Technical features
Input voltage and output voltage 24-48Vdc
Dimmer for 24Vdc or 48Vdc LED modules
Brightness adjustment via:
- Button (PUSH no voltage)
- Potentiometer 47KΩ
- 0÷10V
- 1÷10V
- DALI 2

PWM output voltage frequency: 250Hz
Synchronization of multiple interfaces via wiring (max 10)
"LEVEL MEMORY" function
"STATUS MEMORY" function (last value before blackout)
Short Circuit Protection
Ambient operating temperature Ta -15°...70°C
Maximum temperature on the Tc point 80°C

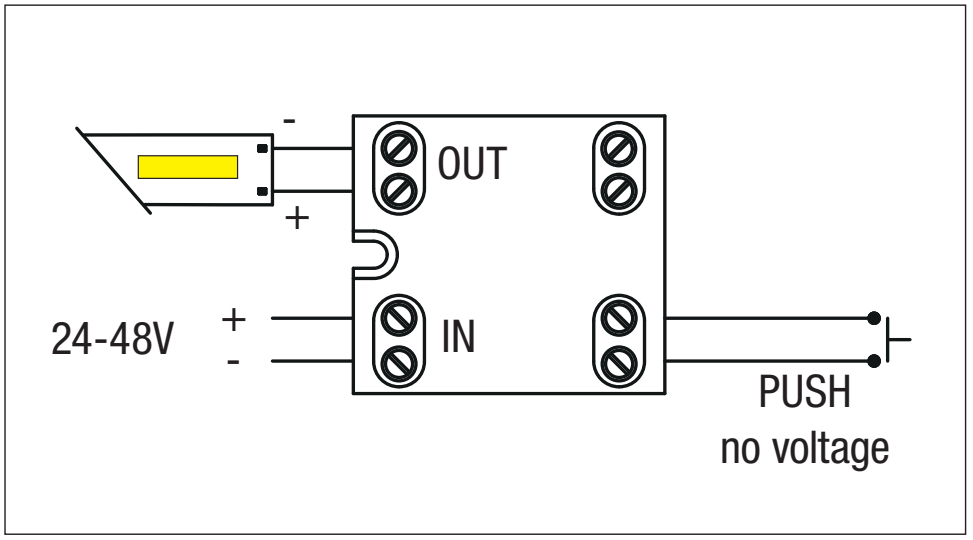



Modalità PUSH no voltage . PUSH no voltage mode



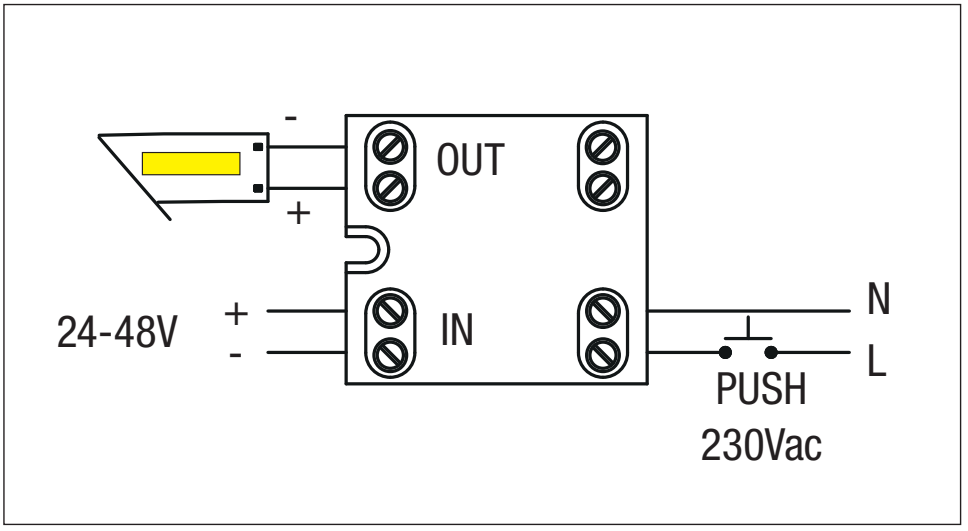



Modalità PUSH 230Vac - PUSH 230Vac mode



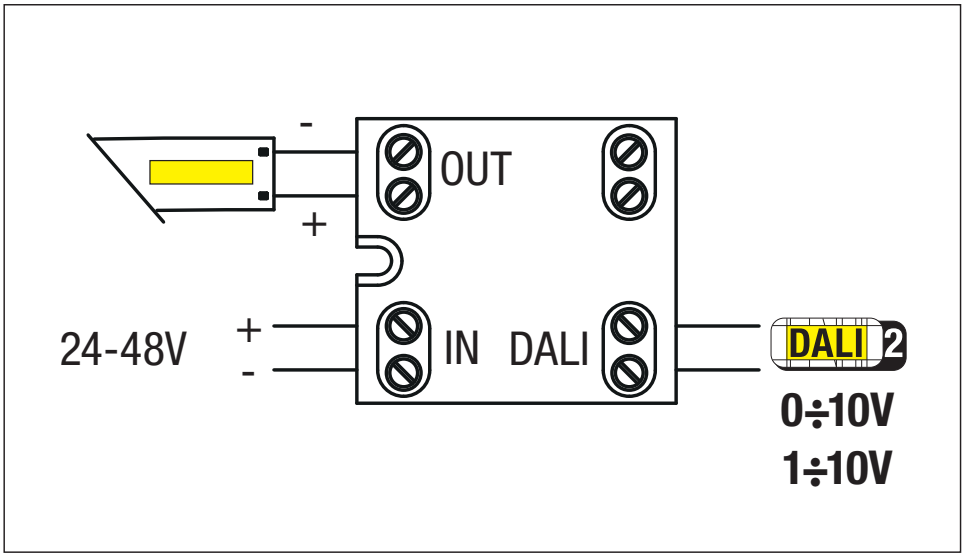



Modalità DALI . DALI mode

LED Linee di luce CW - LED Linee di luce CW 3CCT



Corpo illuminante a LED in IP44, a sezione rettangolare ideale per l'illuminazione a plafone o parete, idonea per applicazioni in zone umide.
LED Linee di luce ha il vantaggio del tuttoschermo con l'effetto linea di luce continua, da ora disponibile anche versione 3CCT con possibilità di scelta della colorazione del LED, luce calda, luce fredda o luce neutra, tramite pulsante posto sul corpo lampada.
Installazione: soffitto e parete
Corpo: in alluminio
Schermo: diffusore opale in PMMA
Driver: incluso
Interruttore 3CCT: C (luce fredda) N (luce neutra) W (luce calda) incorporato (solo per versione 3CCT).

IP44 LED luminaire, with rectangular section, ideal for ceiling or wall lighting, suitable for applications in wet areas. LED Linee di luce has the advantage of full screen with the continuous line of light effect, now also available in the 3CCT version with the possibility of choosing the color of the LED, warm light, cold light or neutral light, using a button located on the lamp body.
Installation: *ceiling and wall*
Body: *in aluminum*
Shield: *Opal PMMA diffuser*
Power supply: *included*
3CCT switch: *C (cold light) N (neutral light) W (warm light) incorporated (only for 3CCT version).*

IK07 IP44 CRI 90 +50 C° -20 850° DRIVER NOT INCLUDED RG0

RETAIL MARKET SCHOOL 1+1=2 ABC HOTEL HOSPITAL OFFICE UGR<16 GYM WET TOILET

220-240V 50/60Hz IK07 IP44

LED Linee di luce CW 60 - 90



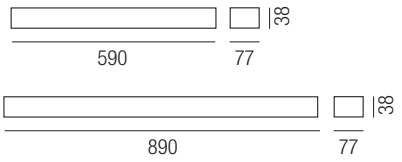

colour	W max	L.	lm output max	K	pcs	Kg	CELL
G	**9**	**590**	800	4000	1	1.00	29052/NEW
G	**14**	**890**	1300	4000	1	2.00	29057/NEW

220-240V 50/60Hz IK07 IP44

LED Linee di luce CW 60 - 90 3CCT



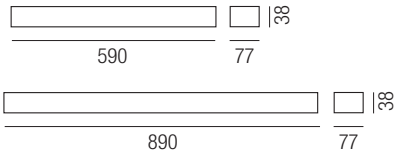

colour	W max	L.	lm output max	K			pcs	Kg	CELL
B	**9**	**590**	800	3000	4000	6000	1	1.00	2905152/3CCT
B	**14**	**890**	1300	3000	4000	6000	1	2.00	29056-573CCT

Dati fotometrici
Photometric data

Ottica diffondente 110°
Diffused optics 110°

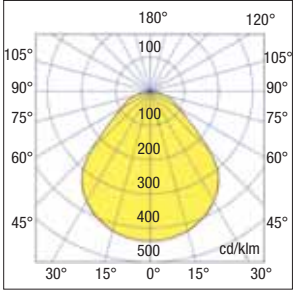



Wall/ceiling

LED Classica - LED Classica 3CCT



Reglette con tecnologia a led in grado di ridurre notevolmente i consumi rispetto ad una tradizionale reglette. Durata oltre 20.000 ore conforme alle normative di sicurezza.
LED Classica ha il vantaggio del tuttoschermo con l'effetto linea di luce continua, da ora disponibile anche versione 3CCT con possibilità di scelta della colorazione del LED, luce calda, luce fredda o luce neutra, tramite pulsante posto sul corpo lampada.
Installazione: soffitto e parete
Corpo: in policarbonato Bianco
Schermo: diffusore rigato in PMMA
Cablaggio incluso: cavo di 1,8m e spina, cavo di 15 cm con due connettori.
Alimentazione: inclusa
Interruttore: ON/OFF incorporato
Interruttore 3CCT: C (luce fredda) N (luce neutra) W (luce calda) incorporato (solo per versione 3CCT).
Provvista di clip per il fissaggio rapido.

LED technology reglette with significant power economy and energy saving compared to conventional lighting fixture. Long life which last for over 20.000 hours and is fully compliant with applicable safety regulations.
LED Classica has the advantage of full screen with the continuous line of light effect, now also available in the 3CCT version with the possibility of choosing the color of the LED, warm light, cold light or neutral light, using a button located on the lamp body.
***Installation:** ceiling and wall*
***Body:** in White polycarbonate*
***Shield:** PMMA diffuser*
***Wiring included:** 1,8m wire and plug, 15cm wire with two connector.*
***Power supply:** included*
***Switch:** incorporated ON/OFF*
***3CCT switch:** C (cold light) N (neutral light) W (warm light) incorporated (only for 3CCT version).*
Clips included for easy fixing.



LED Classica astucci - *LED Classica packing*









È possibile cablare le lampade in serie fino ad un massimo di 10 lampade. Si suggerisce comunque di utilizzare lampade della stessa potenza. Diversamente potrebbero notarsi piccole differenze di colore tra lampade di diversa potenza.

The lamps can be connected in series up to max 10 lamps. You are however advised to use lamps of the same power. Lamps of different power can cause variations in colour.

LED Classica







Disponibile 3CCT
3CCT Available



Con interruttore
With switch

	colour	W			Lm	K			pcs	Kg	CELL	Euro cad. Promo
	B	4	* (8W)	180°	350	4000			001	0.40	28610	4,00
	B	7	* (13W)	180°	650	3000			001	0.40	28613	
NEW 3CCT	B	7	* (13W)	180°	650	3000	4000	6000	001	0.40	28611/3-4-6K	
	B	14	* (21W)	180°	1150	3000			001	0.40	28605	7,00
NEW 3CCT	B	14	* (21W)	180°	1200	3000	4000	6000	001	0.40	28603/3-4-6K	
	B	20	* (28W)	180°	1850	4000			001	0.50	28604	
NEW 3CCT	B	20	* (28W)	180°	1750	3000	4000	6000	001	0.50	28606/3-4-6K	
	B	22	* (35W)	180°	1950	4000			001	0,60	28614	
NEW 3CCT	B	22	* (35W)	180°	1950	3000	4000	6000	001	0,60	28614/3-4-6K	

* Potenza FLUO corrispondente - *Corresponding FLUO lamp power*

Ottica diffondente
Diffusing optics

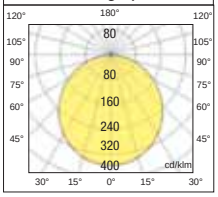

LED Classica 3CCT

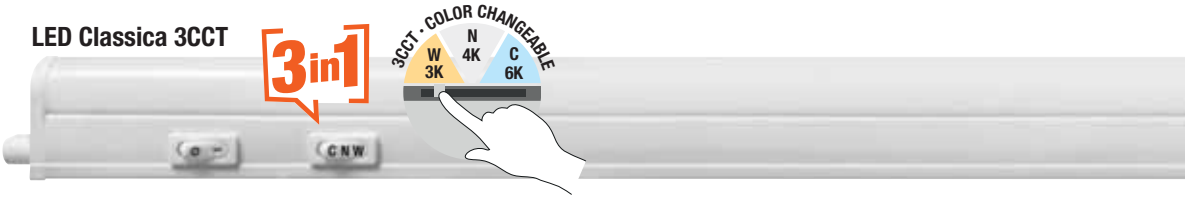

Accessori inclusi - *Included accessories*



1 Cod. 24153
Cavo di 1,8m con connettore e spina - *1,8m wire with connector and plug*

2 Cod. 24157
Cavo di 15cm con 2 connettori - *15cm wire with two connector*

3 Cod. 24154
Accessori fissaggio - *Fixing accessories*

Accessori non inclusi - *Not included accessories*



1 Cod. 24151
Cavo di 1,8m con connettore a 90° - *1,8m wire with connector at 90°*

2 Cod. 24121
Cavo di 1m con due connettori - *1m wire with 2 connectors*

3 Cod. 24156
Cavo di 30cm con due connettori - *30cm wire with two connectors*

4 Cod. 24159
Cavo di 50cm con due connettori - *50 cm wire with two connectors*

5 Cod. 24160
Cavo di 50cm con 2 connettori a 90° - *50cm wire with two 90° connectors*

Installazione a parete
Wall installing

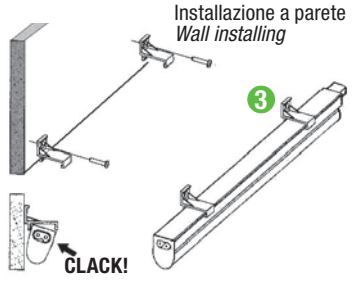

Installazione a soffitto
Ceiling installing

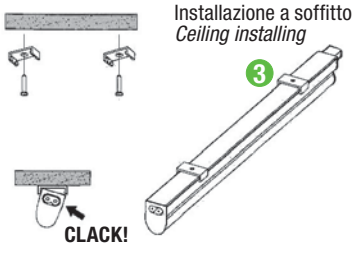

Possibilità di collegare fino a 10 apparecchi in fila continua
Possibility of connecting up to 10 devices in a continuous row

Installazione fila continua con connettore sulla lampada
Installing a continuous wire with connector on the lamp

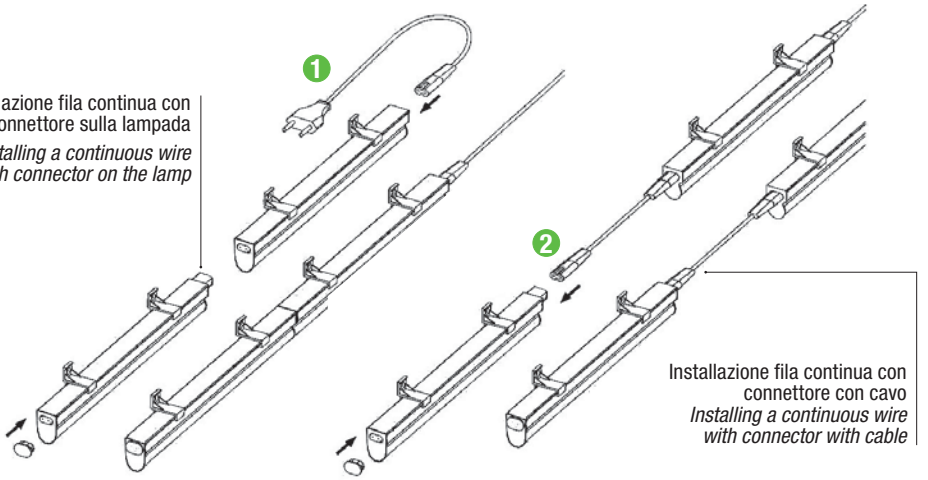

Installazione fila continua con connettore con cavo
Installing a continuous wire with connector with cable

ILLUMINAZIONE DI SICUREZZA - SAFETY LIGHTING

La gamma di lampade di emergenza Relco è creata per garantire l'illuminazione in caso di black-out, aumentando il livello di sicurezza in ogni ambiente.
Perfette per ogni tipo di abitazione, rispondono alla Norma CEI 64-8 che esige l'installazione di lampade ad accensione automatica in caso di mancanza di illuminazione ordinaria.

The range of Relco emergency lamps are created to ensure lighting in the event of a blackout, increasing the level of safety in any environment.
Perfect for any type of home, they comply with the CEI 64-8 standard which requires the installation of lamps with automatic switch-on in the event of a lack of ordinary lighting.



Nemko

CERTIFICATE
No. P18223203

Order No. 311270 — Page 1 of 1

Product	LED emergency light, wall mounted
Applicant	Relco Srl Via delle Azalee 6/A 20090 Buccinasco (MI) Italy
Manufacturer	Relco Srl Via delle Azalee 6/A 20090 Buccinasco (MI) Italy
Ratings	6 W 220-230 V~ 50-60 Hz, Class II, IP42,
Trade mark	Relco or Relco Sud
Model / Type Ref.	1) VENERE 40 LED SA-SE-3A; 2) VENERE 40 LED SA-SE-1A
Principal characteristics	1) Ni-Cd battery, test device 3 h emergency duration; 2) Ni-Cd battery, test device 1 h emergency duration
A sample of the product was tested and found to be in conformity with	LITE EN 60598-2-22:2014 EN 60598-1:2015
Validity	This certificate documents conformity with the standards shown, and also applies as license for use of Nemkos name and certification mark. The certificate and license is valid as long as the applicable conditions are complied with, and provided that any changes to the product are notified to Nemko for acceptance prior to implementation. New standards or amendments to the standards may imply that the product design must be updated and/or that re-testing and re-certification is necessary.
Additional information	Compliance with requirements regarding electromagnetic compatibility (EMC) is based on a self declaration from the manufacturer/representative according to the European EMC Directive.
Additional model(s)	No additional models

Date of issue 29-11-2018

Okhyun Jeon
Certification Department

Nemko AS
Gaustadalléen 30, P.O. Box 73 Blindern, 0314 Oslo, Norway
TEL +47 22 96 03 30 FAX +47 22 96 05 50 EMAIL info@nemko.com
ENTERPRISE NUMBER NO974404532



Nemko

CERTIFICATE
No. P18223226

Order No. 316635 — Page 1 of 1

Product	LED emergency light, wall mounted
Applicant	Relco Srl Via delle Azalee 6/A 20090 Buccinasco (MI) Italy
Manufacturer	Relco Srl Via delle Azalee 6/A 20090 Buccinasco (MI) Italy
Ratings	3 W 220-230 V ~ 50-60 Hz, Class II, IP42
Trade mark	Relco or Relco Sud
Model / Type Ref.	1) SIRIO 20 LED SA-SE-3A; 2) SIRIO 20 LED SA-SE-1A
Principal characteristics	1) Ni-Cd battery, test device 3 h emergency duration; 2) Ni-Cd battery, test device 1 h emergency duration
A sample of the product was tested and found to be in conformity with	LITE EN 60598-2-22:2014 EN 60598-1:2015
Validity	This certificate documents conformity with the standards shown, and also applies as license for use of Nemkos name and certification mark. The certificate and license is valid as long as the applicable conditions are complied with, and provided that any changes to the product are notified to Nemko for acceptance prior to implementation. New standards or amendments to the standards may imply that the product design must be updated and/or that re-testing and re-certification is necessary.
Additional information	
Additional model(s)	No additional models

Date of issue 29-11-2018

Okhyun Jeon
Certification Department

Nemko AS
Gaustadalléen 30, P.O. Box 73 Blindern, 0314 Oslo, Norway
TEL +47 22 96 03 30 FAX +47 22 96 05 50 EMAIL info@nemko.com
ENTERPRISE NUMBER NO974404532

Control Panel



Router



Osiride emergenza Autotest



Osiride segnalazione Autotest



Spot Emer SE 3h Autotest



Raja W-C-R Autotest



Orione



Sirio Autotest



Venere Autotest



Accessori Sirio - Venere

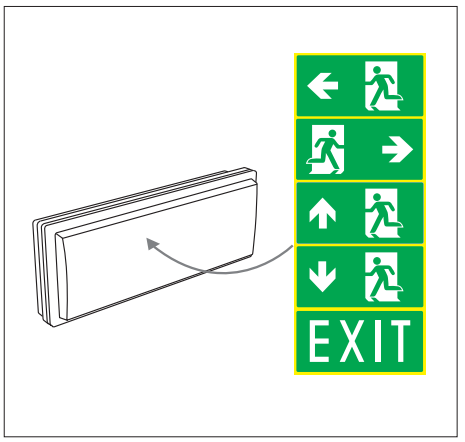

AT Autotest



Spot Emer SE 3h Autotest



Cuculo



Keyemer



Come scegliere l'illuminazione di Sicurezza - *How to choose Safety lighting*

La direzione delle via di fuga e le uscite devono essere riconoscibili tramite la segnaletica e l'illuminazione di sicurezza: queste variano secondo la concentrazione di persone, il numero di piani, la posizione, l'estensione e l'uso degli edifici, secondo gli impianti o i compartimenti antincendio.

Posizionamento delle lampade di emergenza

A) **La direzione delle via di fuga** deve essere opportunamente contrassegnata nel caso non sia immediatamente visibile o se l'ambiente è frequentato da persone che non hanno confidenza con la geometria del luogo (ad esempio scale, corridoi, cambi di direzione).

B) **Vanno contrassegnate** le uscite che non siano immediatamente identificabili come tali o che vengano usate solo in caso di emergenza.

C) **La segnaletica deve essere** facilmente riconoscibile e posizionata in modo tale che chiunque, da qualsiasi posizione nel locale, possa individuare almeno un pittogramma segnaletico.

D) **La segnaletica delle vie di fuga** e delle uscite deve essere installata in modo unitario all'interno di un unico edificio.

E) **La segnaletica per identificare le vie di fuga** e le uscite va collocata in posizione trasversale rispetto alla direzione da seguire, in modo tale che in caso di incendio non venga prematuramente oscurata dal fumo ed ad almeno 0.5 m dal soffitto in ambienti dove è rilevante la presenza di fumo in caso di incendio (CIE S 020/E).

The direction of the escape route and the exits must be recognizable through safety signs and lighting: these vary according to the concentration of people, the number of floors, the location, extension and use of the buildings, according to the fire systems or compartments.

Positioning of emergency lamps

A) The direction of the escape route must be suitably marked if it is not immediately visible or if the room is frequented by people who are not familiar with the geometry of the place (for example stairs, corridors, changes of direction).

B) Exits that are not immediately identifiable as such or that are only used in an emergency must be marked.

C) The signs must be easily recognizable and positioned in such a way that anyone, from any position in the room, can identify at least one sign pictogram.

D) Signage of escape routes and exits must be installed in a uniform way within a single building.

E) The signs to identify escape routes and exits must be placed in a transverse position with respect to the direction to be followed, so that in the event of a fire it is not prematurely obscured by smoke and at least 0.5 m from the ceiling in environments where there is a significant presence of smoke in the event of a fire (CIE S 020/E).

Dati fotometrici - Photometry data (1W)

Illuminazione Area Aperta (Antipanico) (per min. 0,5 lux) Open Area (Anti-Panic) Lighting (for min. 0,5 lux)			Illuminazione via di fuga (per min. 1 lux) Escape Route Lighting (for min. 1 lux)		
	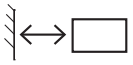			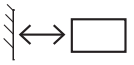	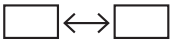
Altezza di montaggio (m) Mounting Height (m)	Distanza tra apparecchio e parete (m) Distance Between Luminaire and Wall (m)	Distanza tra gli apparecchi (m) Distance Between Luminaires (m)	Altezza di montaggio (m) Mounting Height (m)	Distanza tra apparecchio e parete (m) Distance Between Luminaire and Wall (m)	Distanza tra gli apparecchi (m) Distance Between Luminaires (m)
2,00	2,00	3,00	2,00	2,00	3,50
2,50	2,25	4,00	2,50	2,25	4,25
3,00	2,75	4,75	3,00	2,50	4,50
3,50	2,75	5,50	3,50	2,50	5,00
4,00	2,75	6,00	4,00	2,25	5,25

Dati fotometrici - Photometry data (2W)

Illuminazione Area Aperta (Antipanico) (per min. 0,5 lux) Open Area (Anti-Panic) Lighting (for min. 0,5 lux)			Illuminazione via di fuga (per min. 1 lux) Escape Route Lighting (for min. 1 lux)		
	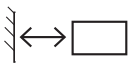			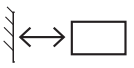	
Altezza di montaggio (m) Mounting Height (m)	Distanza tra apparecchio e parete (m) Distance Between Luminaire and Wall (m)	Distanza tra gli apparecchi (m) Distance Between Luminaires (m)	Altezza di montaggio (m) Mounting Height (m)	Distanza tra apparecchio e parete (m) Distance Between Luminaire and Wall (m)	Distanza tra gli apparecchi (m) Distance Between Luminaires (m)
2,00	2,50	4,50	2,00	2,50	5
2,50	3	5,75	2,50	3	6
3,00	3,50	6,75	3,00	3,25	6,50
3,50	3,75	7,50	3,50	3,50	7
4,00	4	8	4,00	3,75	7,50

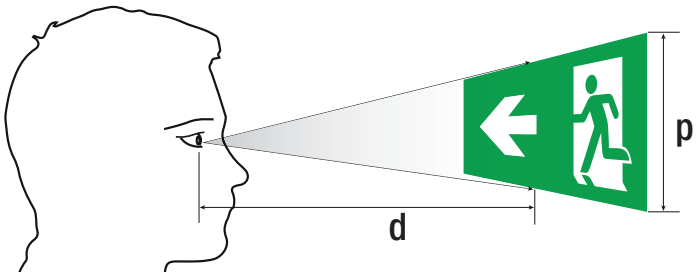

Pittogrammi illuminati esternamente Externally illuminated pictograms	
Distanza di riconoscimento **d** [m] Recognition distance d [m]	Lunghezza laterale minima **p** [mm] Minimum lateral length p [mm]
15	150
20	200
35	250

d = s x p		
d		distanza di riconoscimento in m *recognition distance in m*
p		altezza del pittogramma *pictogram height*
s	costante *constant*	100 per pittogramma illuminato esternamente *100 per externally lit pictogram*
		200 per pittogramma illuminato internamente *200 per internally lit pictogram*

Pittogrammi retroilluminati o illuminati internamente Backlit or internally lit pictograms	
Distanza di riconoscimento **d** [m] Recognition distance d [m]	Lunghezza laterale minima **p** [mm] Minimum lateral length p [mm]
30	150
40	200
70	250

Dati fotometrici - Photometry data (3W)

Illuminazione Area Aperta (Antipanico) (per min. 0,5 lux) Open Area (Anti-Panic) Lighting (for min. 0,5 lux)			Illuminazione via di fuga (per min. 1 lux) Escape Route Lighting (for min. 1 lux)		
Altezza di montaggio (m) Mounting Height (m)	Distanza tra apparecchio e parete (m) Distance Between Luminaire and Wall (m)	Distanza tra gli apparecchi (m) Distance Between Luminaires (m)	Altezza di montaggio (m) Mounting Height (m)	Distanza tra apparecchio e parete (m) Distance Between Luminaire and Wall (m)	Distanza tra gli apparecchi (m) Distance Between Luminaires (m)
2,00	3,00	5,50	2,00	3,00	5,75
2,50	3,50	6,75	2,50	3,50	7,00
3,00	4,00	7,75	3,00	4,00	7,75
3,50	4,25	8,50	3,50	4,25	8,50
4,00	4,50	9,25	4,00	4,25	9,25

Dati fotometrici - Photometry data (5W)

Illuminazione Area Aperta (Antipanico) (per min. 0,5 lux) **(Lente simmetrica)** Open Area (Anti-Panic) Lighting (for min. 0,5 lux) **(Symmetric Lens)**			Illuminazione via di fuga (per min. 1 lux) Escape Route Lighting (for min. 1 lux)		
Altezza di montaggio (m) Mounting Height (m)	Distanza tra apparecchio e parete (m) Distance Between Luminaire and Wall (m)	Distanza tra gli apparecchi (m) Distance Between Luminaires (m)	Altezza di montaggio (m) Mounting Height (m)	Distanza tra apparecchio e parete (m) Distance Between Luminaire and Wall (m)	Distanza tra gli apparecchi (m) Distance Between Luminaires (m)
2,00	3,50	7	2,00	3,50	7
2,50	4	8,50	2,50	4	8,75
3,00	4,50	9,50	3,00	5	9,50
3,50	5,25	10,50	3,50	5,25	10,50
4,00	5,50	11,25	4,00	5,50	11,50

DALI

Digital Addressable Lighting Interface (DALI) è un protocollo di comunicazione aperto sviluppato dai principali produttori nel settore dell'illuminazione ed è definito nello standard tecnico internazionale IEC 62386.

Il protocollo DALI, che è stato sviluppato inizialmente per i sistemi di illuminazione controllabili, al momento include molte tecnologie di illuminazione intelligenti e i requisiti per l'illuminazione di emergenza sono inclusi nell'ambito dello standard. Fornisce la massima flessibilità e facilità per progettisti di sistemi, società di progettazione/installazione/montaggio e utenti finali ed è una piattaforma di comunicazione molto sicura e stabile per l'illuminazione di emergenza, per il monitoraggio delle luci di emergenza in conformità con il regolamento sulla protezione antincendio degli edifici e la norma EN / IEC 50172.

In qualità di membro attivo dell'organizzazione DALI, Relco progetta e produce prodotti e sistemi di illuminazione di emergenza conformi allo standard DALI.

Nel nostro laboratorio di ricerca e sviluppo, progetti di circuiti originali e software integrato vengono sviluppati per unità di illuminazione di emergenza conformi a DALI e apparecchi per uscite di emergenza. Con l'utilizzo di nuove tecnologie, la nostra famiglia di prodotti che produciamo nei nostri stabilimenti viene ulteriormente ampliata. Relco, in qualità di membro dell'organizzazione DiiA che regola gli standard DALI, garantisce la conformità DALI dei suoi prodotti con il ProbitLab - DALI Tester nel suo laboratorio di ricerca e sviluppo. Relco, come membro di DiiA, applica il logo DALI ai suoi prodotti che superano tutti i test con successo.

Digital Addressable Lighting Interface (DALI) is an open communication protocol developed by the leading producers in the lighting industry and is defined in international IEC 62386 technical standard.

DALI protocol, which was developed for controllable lighting ballasts at the beginning, includes many smart lighting technologies at the moment and requirements for Emergency Lighting is included in scope of the standard. It provides maximum flexibility and easiness for system designers, project/installation/montage firms and final users and a very secure and stable communication platform for emergency lighting for monitoring emergency lights in compliance with the Regulation on Fire Protection of Buildings and EN / IEC 50172 Standard.

As an active member of DALI organization, Relco designs and manufactures DALI compliant emergency lighting products and systems.

In our R&D laboratory, original circuit designs and embedded software are developed for DALI compliant emergency lightings units and emergency exit luminaires. With using new technologies; our product family which we manufacture in our facilities is further expanded. Relco, as a member of the DiiA organization regulates DALI standards, warrants the DALI compliance of its products with the ProbitLab - DALI Tester in its R & D Laboratory. Relco, as a member of DiiA, it applies the DALI logo to its products that pass all tests successfully.

WIRED MONITORING SYSTEM

è la nostra soluzione di sistema di monitoraggio cablato che consente di monitorare lo stato dei prodotti di illuminazione di emergenza compatibili DALI tramite router e pannello touch screen

- Monitoraggio centralizzato tramite pannello di controllo touch screen
- Sistema di illuminazione di emergenza indirizzabile secondo gli standard EN e IEC
- Test funzionali e di autonomia istantanei o periodici
- Software di controllo per test, reporting e registrazione dei rapporti di test
- Interfaccia utente protetta da password
- Cablaggio bus dati standard DALI omnidirezionale e a 2 fili



is our wired monitoring system solution that allows you to monitor status of DALI compatible emergency lighting products via router and touch screen panel.

- Central monitoring via touch screen control panel
- Addressable emergency lighting system according to EN and IEC standards
- Instant or periodic functional and duration tests
- Control software for testing, reporting and recording test reports
- Password protected user interface
- Omnidirectional and 2-wired standard DALI data bus cabling

MONITORING AND CONTROL PANEL



CONTROL PANEL - Codice RO0326

- RTC (orologio in tempo reale).
- Schermo tattile da 7 pollici.
- 1x Ethernet RJ45: Internet TCP/IP.
- 1 ingresso RS485: per il collegamento di 16 router DALI (max. 2048 dispositivi di illuminazione di emergenza conformi a DALI).
- 230VAC 50/60Hz
- Test funzionali e di autonomia dei dispositivi di illuminazione di emergenza DALI compliant.
- Monitoraggio dello stato della batteria e della lampada LED.
- Segnalazione e registrazione dei risultati dei test

CONTROL PANEL - Code RO0326

- RTC (Real Time Clock).
- 7 inch touch screen.
- 1x RJ45 Ethernet : TCP/IP Internet.
- 1x RS485 input: for 16 x DALI Router connection (max. 2048 DALI compliant emergency lighting device)
- 230VAC 50/60 Hz
- Functional and duration tests of DALI compliant emergency lighting devices.
- Status Monitoring of battery and LED lamp
- Reporting and recording test results



ROUTER - Codice RO0327

- 2 uscite: max. 128 connessioni per dispositivi di illuminazione di emergenza conformi a DALI.
- 1 ingresso RS485: per il collegamento del pannello di controllo touch screen.
- 230VAC 50/60Hz

ROUTER - Code RO0327

- 2x Outputs: Max. 128 x DALI compliant emergency lighting device connection.
- 1x RS485 input: For connection of touch screen control panel.
- 230VAC 50/60Hz

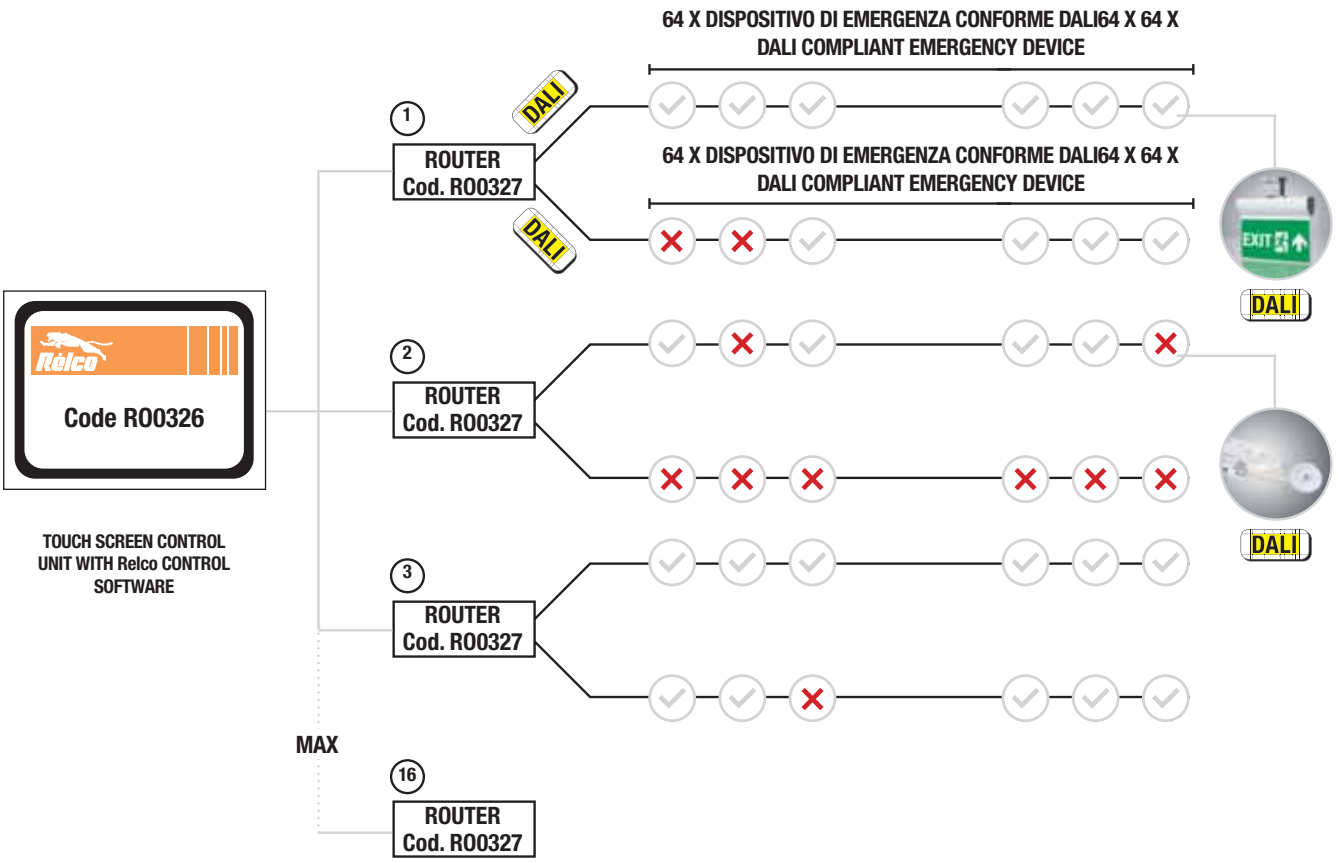

OSIRIDE Emegenza Dali Autotest

Potenza*:	1W (6W*) - 3W (18W*)
Temperatura colore:	6000K
Alimentazione:	230V~, 110V~ a richiesta.
Funzionamento:	SA (Sempre accesa) - SE (Solo Emergenza)
Conforme alle norme:	EN60598-1; EN60598-2-2; EN60598-2-22; EN62471; EN62031; EN61347-1; EN61347-2-13; EN 62386
Grado di protezione:	IP65
Inibizione:	Via DALI
Autonomia:	3h
Temperatura ambiente:	-5 °C ÷ +40 °C.
Installazioni:	Soffitto, parete.
Alimentatore:	driver elettronico a corrente costante.
Corpo:	Policarbonato bianco RAL 9003.
Sorgente:	Modulo LED
Ottica:	Simmetrica
Schermo:	Policarbonato trasparente

* Potenza indicativa per il confronto con tubo fuorescente (a parità di lumen prodotti).

***Power*:**	*1W (6W*) - 3W (18W*)*
Kelvin temperature:	*6000K*
Current:	*230V~, 110V~ on request.*
Functioning:	*M (Maintained) - N/M (Non-Maintained)*
According to standard:	*EN60598-1; EN60598-2-2; EN60598-2-22; EN62471; EN62031; EN61347-1; EN61347-2-13; EN 62386*
IP Degree:	*IP65*
Inibition:	*Via DALI*
Autonomy:	*3h*
Operating ambient temperature:	*-5 °C ÷ +40 °C.*
Installation:	*Ceiling, wall.*
Driver:	*Electronic constant current driver.*
Body:	*White polycarbonate RAL 9003.*
Light source:	*LED module*
Optic:	*Simmetrical*
Shield:	*Transparent polycarbonate*

** Power indicative by comparison with fluorescent tube (at the same produced lumen)*



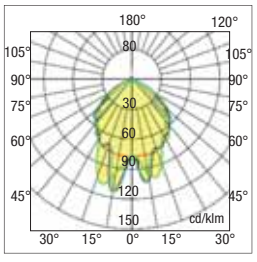

Dati fotometrici
Photometric data

Uso interno ed esterno, corpo e vetro in policarbonato.
A prova di umidità. Lunga durata (50.000 ore).
Funzione di illuminazione di emergenza mediante interruzione della fase non commutata.
Funzione di illuminazione di emergenza in caso di bassa tensione.
Durata 3 ore in caso di emergenza.
Indicatore di stato con LED verde / rosso.
Interruttore di prova.
Controllo remoto e test con interfaccia DALI.
Celle della batteria Ni-Cd ad alta temperatura.
Protezione da sovraccarico e scarica profonda.
A soffitto, incasso a soffitto o a parete.
Opzionale - Compatibilità 110 VAC.
Opzionale - Applicazione batteria LiFePO4 o Ni-MH.

Indoor and outdoor use.
Polycarbonate case and glass.
Moisture-proof.Long life-time (50.000 hours).
Emergency lighting function by interruption of the unswitched phase.
Emergency lighting function in case of low-voltage.
3 hours duration in case of emergency.
Status display with green /red LEDs.
Test switch.
Remote control and test with DALI interface.
High-temperature Ni-Cd battery cells.
Overcharge and deep discharge protection.
Ceiling mounted, ceiling recessed or wall mounted.
Optional - 110 VAC compatibility.
Optional - LiFePO4 or Ni-MH battery application.

DISEGNI TECNICI - MONTAGGIO A PLAFONE
TECHNICAL DRAWING - SURFACE MOUNTED

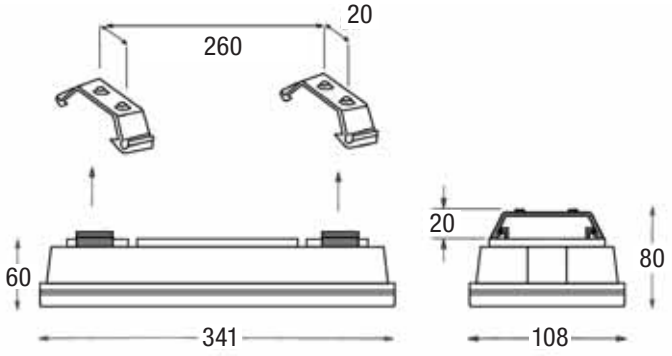

DISEGNI TECNICI - MONTAGGIO AD INCASSO
TECHNICAL DRAWING - RECESSED MOUNTED

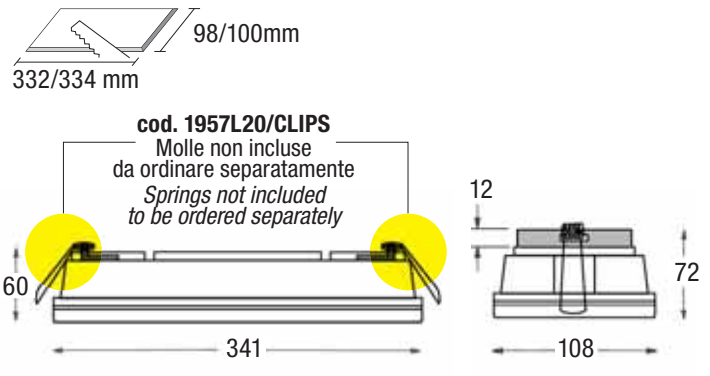

Conforme alle norme EN 60598-1, EN 60598-2-22, EN 62386.
In accordance with EN 60598-1, EN 60598-2-22, EN 62386 standards.

SELV | 230 VAC | 50/60Hz | IP65 | IK10 | EN 60598-2-22 | EN 62386 | 850° | +40 C° -5

LED Osiride Emergenza AUTOTEST

Descrizione Description	Potenza* Power W	Versione Version	Autonomia Autonomy h.	Inibizione Inhibition Via DALI	Batteria Battery Ni-Cd Volt	Batteria Ah	Ricarica Recharge h.	Flusso medio Average flow SE lm	Flusso medio SA lm	n°LED	Assorb. max Absorpt. max SE W	Assorb. max SA W	Pcs	Codice Code
OSIRIDE IP65 24 SA 3H AT D	1W (6W*)	SA **	3	SI	3,6	1,6	24	-	115	20		5,05		1957L20SAREL
OSIRIDE IP65 24 SE 3H AT D	3W (18W*)	SE ***	3	SI	3,6	4	24	-/350	-	20	2,6			1957L20SEREL

*Potenza indicativa per il confronto con tubo fuorescente (a parità di lumen prodotti) / *Power indicative by comparison with fluorescent tube (at the same produced lumen).*
** Sempre accesa */always on*
*** Si illumina in caso di mancanza di rete / Lights in case of the mains failure.

Schema elettrico - *Wiring diagram*

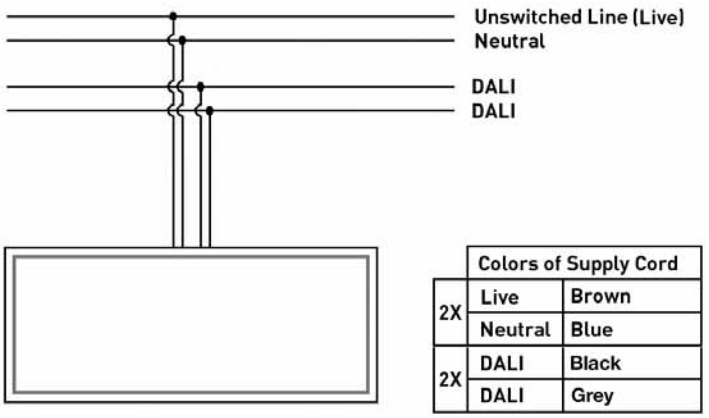

	Colors of Supply Cord	
2X	Live	Brown
	Neutral	Blue
2X	DALI	Black
	DALI	Grey

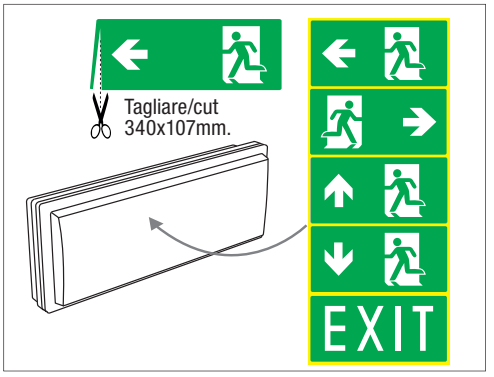

Codice Code	Descrizione Description	DV* (m)
R00322	5 segnali di sicurezza 5 *safety signs*	22

*DV=Distanza di visibilità in metri - *Visibility distance in meter*

DIMENSIONI PITTOGRAMMA SIGN DIMENSIONS	340 x 120 mm
DISTANZA DI VISIONE VIEWING DISTANCE	

Accessori non inclusi - *Not included accessoires*

Codice/Code	Descrizione/*Description*
R00322	5 segnali di sicurezza (adesivi) - *5 safety signs (adhesives).*
1957L20/CLIPS	Molle di fissaggio per installazione ad incasso - *Fixing springs for recessed installation*

Indicatore LED bicolore Autodiagnosi - *bicoloured LED indicator Autotest*

	VERDE permanente *Permanent GREEN*	Modalità di ricarica	*Charge mode*
	VERDE lampeggiante veloce (0,1s acceso - 0,1s spento) *Fast flashing GREEN (0,1s on - 0,1s off)*	Test di funzionalità	*Function test*
	VERDE lampeggiante lento (1s acceso - 1s spento) *Slow flashing GREEN (1s on - 1s off)*	Prova di durata	*Duration test*
	ROSSO permanente *Permanent RED*	Errore di carico	*Load failure*
	ROSSO lampeggiante lento (1s acceso - 1s spento) *Slow flashing RED (1s on - 1s off)*	Guasto della batteria	*Battery failure*
	ROSSO lampeggiante veloce (0,1s acceso - 0,1s spento) *Fast flashing RED (0,1s on - 0,1s off)*	Errore di ricarica	*Charging failure*
	Doppia lampeggio VERDE *Double pulsing GREEN*	Modalità inibizione	*Inhibit mode*
	Trasmissione binaria dell'indirizzo via VERDE/ROSSO *Binary transmission of address via GREEN/RED*	Indirizzamento o identificazione	*Addressing or identification*
	VERDE e ROSSO spenti *GREEN and RED off*	Modalità di emergenza	*Emergency mode*

Test funzioni interruttore - *Test switch function*

Pressione breve (<1s) *Short press (<1s)*	Avvia il test di funzionalità o termina tutti i test.	*Starts the function test or terminate the all tests.*
Pressione lunga (>5s) *Long press (>5s)*	*Test di durata*	*Starts the duration test.*

DALI

LED Safety Lighting

OSIRIDE Segnalazione Dali Autotest

DALI AUTOTEST

Potenza*:	1W (6W*)
Temperatura colore:	6000K
Alimentazione:	230V~, 110V~ a richiesta.
Funzionamento:	SA (Sempre accesa)
Conforme alle norme:	EN60598-1; EN60598-2-2; EN60598-2-22; EN62471; EN62031; EN61347-1; EN61347-2-13; EN 62386
Grado di protezione:	IP20
Inibizione:	Via DALI
Autonomia:	3h
Temperatura ambiente:	0 °C ÷ +40 °C.
Installazioni:	Soffitto, parete.
Alimentatore:	driver elettronico a corrente costante.
Corpo:	Policarbonato bianco RAL 9003.
Sorgente:	Modulo LED
Ottica:	-
Schermo:	Policarbonato trasparente

* Potenza indicativa per il confronto con tubo fuorescente (a parità di lumen prodotti).

***Power*:**	*1W (6W*)*
Kelvin temperature:	*6000K*
Current:	*230V~, 110V~ on request.*
Functioning:	*M (Maintained)*
According to standard:	*EN60598-1; EN60598-2-2; EN60598-2-22; EN62471; EN62031; EN61347-1; EN61347-2-13; EN 62386*
IP Degree:	*IP20*
Inibition:	*Via DALI*
Autonomy:	*3h*
Operating ambient temperature:	*0 °C ÷ +40 °C.*
Installation:	*Ceiling, wall.*
Driver:	*Electronic constant current driver.*
Body:	*White polycarbonate RAL 9003.*
Light source:	*LED module*
Optic:	-
Shield:	*Transparent polycarbonate*

* *Power indicative by comparison with fluorescent tube (at the same produced lumen)*



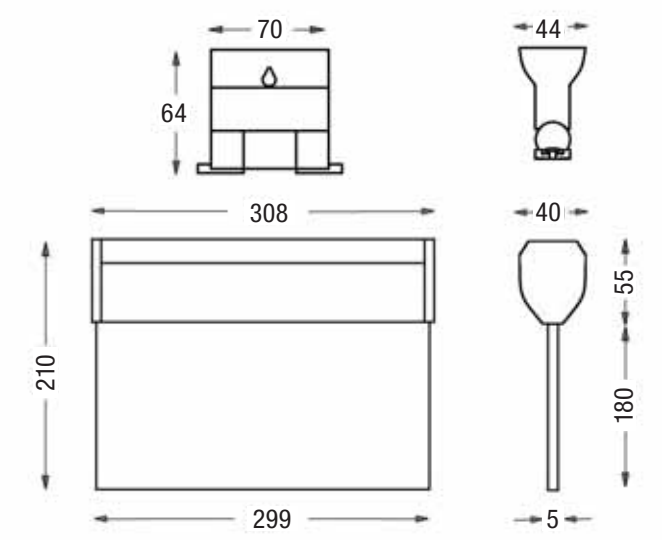

Monofacciale o bifacciale.
Cassa in alluminio anodizzato.
Copertura laterale e gancio in policarbonato.
Applicazione LED SMD.
Indicatore di stato con LED verde/rosso.
Interruttore di prova.
Controllo remoto e test con interfaccia DALI.
Celle della batteria Ni-Cd ad alta temperatura.
Protezione da sovraccarico e scarica profonda.
Plexiglas trasparente con serigrafia.
Illuminazione laterale.
A soffitto, incasso a soffitto o a parete.

OPZIONALE
Compatibilità 110 VAC.
Applicazione batteria LiFePO4 o Ni-MH.

Single- or double-sided
Anodized aluminum case
Polycarbonate side cover and hanger
SMD LED application
Status display with green/red LED
Test switch
Remote control and test with DALI interface
High-temperature Ni-Cd battery cells
Overcharge and deep discharge protection
Transparent Plexiglas with screen printed
Side lighting
Ceiling mounted, ceiling recessed or wall mounted.

OPTIONAL
110 VAC compatibility
LiFePO4 or Ni-MH battery application

Conforme alle norme EN 60598-1, EN 60598-2-22, EN 62386.
In accordance with EN 60598-1, EN 60598-2-22, EN 62386 standards.

DALI | RoHS | SELV | 230 VAC | 50/60Hz | IP20 | IK10 | EN 60598-2-22 | EN 62386 | 850° | +40 C° -5

LED Osiride Segnalazione AUTOTEST

Descrizione Description	Potenza* *Power* W	Versione *Version*	Autonomia *Autonomy* h.	Inibizione *Inhibition* Via DALI	Batteria *Battery Ni-Cd* Volt	Ah	Ricarica *Recharge* h.	Flusso medio *Average flow* SA lm	n°LED	Assorb. max Absorpt. max SA W	Pcs	Codice *Code*
OSIRIDE S IP20 24 SA 3H AT D EX	1W (6W*)	SA **	3	SI	3,6	1,6	24	115	12	4,82	1	1957L12SAREEX
OSIRIDE S IP20 24 SA 3H AT D SX	1W (6W*)	SA **	3	SI	3,6	1,6	24	115	12	4,82	1	1957L12SARESX
OSIRIDE S IP20 24 SA 3H AT D DX	1W (6W*)	SA **	3	SI	3,6	1,6	24	115	12	4,82	1	1957L12SAREDX
OSIRIDE S IP20 24 SA 3H AT D UP	1W (6W*)	SA **	3	SI	3,6	1,6	24	115	12	4,82	1	1957L12SAREUP
OSIRIDE S IP20 24 SA 3H AT D DW	1W (6W*)	SA **	3	SI	3,6	1,6	24	115	12	4,82	1	1957L12SAREDW

*Potenza indicativa per il confronto con tubo fuorescente (a parità di lumen prodotti)
Power indicative by comparison with fluorescent tube (at the same produced lumen).

** Sempre accesa */always on*

Schema elettrico - *Wiring diagram*

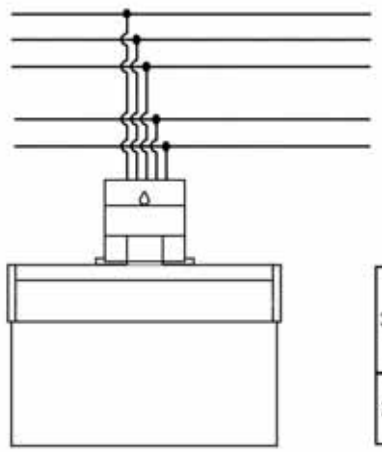

	Colors of Supply Cord	
3X	Live	Brown
	Neutral	Blue
	Earth	Yellow-Green
2X	DALI	Black
	DALI	Grey

SCELTA SEGNALETICA
SIGNAL CHOICE



1957L12SAREEX | 1957L12SARESX | 1957L12SAREDX
1957L12SAREUP | 1957L12SAREDW

DIMENSIONI PITTOGRAMMA SIGN DIMENSIONS	180 x 299 mm
DISTANZA DI VISIONE VIEWING DISTANCE	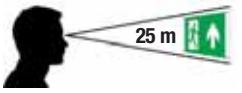
CLASSE DI PROTEZIONE PROTECTION CLASS	IP 20
CLASSE DI ISOLAMENTO INSULATION CLASS	I

Indicatore LED bicolore Autodiagnosi - *bicoloured LED indicator Autotest*

	VERDE permanente *Permanent GREEN*	Modalità di ricarica	*Charge mode*
	VERDE lampeggiante veloce (0,1s acceso - 0,1s spento) *Fast flashing GREEN (0,1s on - 0,1s off)*	Test di funzionalità	*Function test*
	VERDE lampeggiante lento (1s acceso - 1s spento) *Slow flashing GREEN (1s on - 1s off)*	Prova di durata	*Duration test*
	ROSSO permanente *Permanent RED*	Errore di carico	*Load failure*
	ROSSO lampeggiante lento (1s acceso - 1s spento) *Slow flashing RED (1s on - 1s off)*	Guasto della batteria	*Battery failure*
	ROSSO lampeggiante veloce (0,1s acceso - 0,1s spento) *Fast flashing RED (0,1s on - 0,1s off)*	Errore di ricarica	*Charging failure*
	Doppia lampeggio VERDE *Double pulsing GREEN*	Modalità inibizione	*Inhibit mode*
	Trasmissione binaria dell'indirizzo via VERDE/ROSSO *Binary transmission of address via GREEN/RED*	Indirizzamento o identificazione	*Addressing or identification*
	VERDE e ROSSO spenti *GREEN and RED off*	Modalità di emergenza	*Emergency mode*

Test funzioni interruttore - *Test switch function*

Pressione breve (<1s) *Short press (<1s)*	Avvia il test di funzionalità o termina tutti i test.	*Starts the function test or terminate the all tests.*
Pressione lunga (>5s) *Long press (>5s)*	*Test di durata*	*Starts the duration test.*

DALI

LED Safety Lighting

DALI AUTOTEST

LED SPOT Emer Dali SE 3W Autotest

Potenza*:	3W (18W*)
Temperatura colore:	6000K
Alimentazione:	230V~, 110V~ a richiesta.
Funzionamento:	SA (Sempre accesa)
Conforme alle norme:	EN60598-1; EN60598-2-2; EN60598-2-22; EN62471; EN62031; EN61347-1; EN61347-2-13; EN 62386
Grado di protezione:	IP20
Inibizione:	Via DALI
Autonomia:	3h
Temperatura ambiente:	0 °C ÷ +40 °C.
Installazioni:	Incasso controsoffitto.
Alimentatore:	driver elettronico a corrente costante.
Corpo:	Policarbonato bianco RAL 9003.
Sorgente:	Modulo LED
Ottica:	corridoio e diffondente
Schermo:	Policarbonato trasparente

Power*:	*3W (18W*)*
Kelvin temperature:	*6000K*
Current:	*230V~, 110V~ on request.*
Functioning:	*M (Maintained)*
According to standard:	*EN60598-1; EN60598-2-2; EN60598-2-22; EN62471; EN62031; EN61347-1; EN61347-2-13; EN 62386*
IP Degree:	*IP20*
Inibition:	*Via DALI*
Autonomy:	*3h*
Operating ambient temperature:	*0 °C ÷ +40 °C.*
Installation:	*Recessed false ceiling.*
Driver:	*Electronic constant current driver.*
Body:	*White polycarbonate RAL 9003.*
Light source:	*LED module*
Optic:	*Corridor and diffusing*
Shield:	*Transparent polycarbonate*

* Potenza indicativa per il confronto con tubo fuorescente (a parità di lumen prodotti).

** Power indicative by comparison with fluorescent tube (at the same produced lumen)*



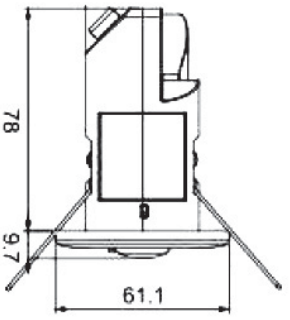

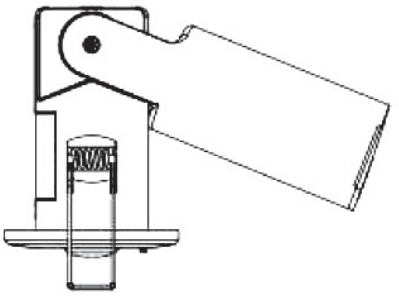

Apparecchio di illuminazione di emergenza indipendente con interfaccia Dali e test automatico.
Modulo di emergenza a LED adatto per l'installazione diretta a soffitto. Set completo con elettronica integrata, modulo LED, custodia e batteria.
Luce di emergenza spot da incasso con lente per area aperta e corridoio.
Alimentatore bus DALI integrato.
Policarbonato bianco RAL 9016.
Pacco batterie LiFePO4 integrato.
Perdita di potenza in stand-by molto bassa.
Modalità non permanente.
SELV.
Filo incandescente 850°.
2 anni di garanzia parte elettronica.
Batteria con garanzia di 4 anni.

Independent emergency lighting fixture withDali interface and automatic test function.LED emergency module suitable for direct installation in ceilings.
Complete set with integrated electronics, LED module, housing, and battery.
Recessed spot emergency light with open area and corridor lens.
Integrated DALI bus power supply.
Polycarbonate white RAL 9016.
Integral LiFePO4 battery pack.
Very low stand-by power loss.
Non-maintained mode.
SELV output voltage.
850°Glow-wire.
2 years guarantee electronic.
4-year guarantee battery.

Conforme alle norme EN 60598-1, EN 60598-2-22, EN 62386.
In accordance with EN 60598-1, EN 60598-2-22, EN 62386 standards.

SELV | 230 VAC | 50/60Hz | IP20 | IK10 | EN 60598-2-22 | EN 62386 | 850° | +40 C° 0

LED Spot Emer Dali AUTOTEST

Descrizione Description	Potenza* *Power* W	Versione *Version*	Autonomia *Autonomy* h.	Inibizione *Inhibition* Via DALI	Batteria *Battery LifeP04* Volt	 Ah	Ricarica *Recharge* h.	Lumen output *Lumen output* max lm	 min lm	n°LED	Assorb. max Absorpt. max W	Pcs	Codice *Code*
SPOT IP20 24 SE 3H AT D	3W (18W*)	SE ***	3	SI	3,2	3	24	250	185	1	1	1	8550RELD

*Potenza indicativa per il confronto con tubo fuorescente (a parità di lumen prodotti) / *Power indicative by comparison with fluorescent tube (at the same produced lumen).*
*** **Si illumina in caso di mancanza di rete / Lights in case of the mains failure.**

CORRIDOR LENS



OPEN AREA LENS







Ø min 45 - max 55

Indicatore LED bicolore Autodiagnosi - *bicoloured LED indicator Autotest*

	VERDE permanente *Permanent GREEN*	Modalità di ricarica	*Charge mode*
	VERDE lampeggiante veloce (0,25s acceso - 0,25s spento) *Fast flashing GREEN (0,25s on - 0,25s off)*	Test di funzionalità	*Function test*
	VERDE lampeggiante lento (1s acceso - 1s spento) *Slow flashing GREEN (1s on - 1s off)*	Prova di durata	*Duration test*
	ROSSO permanente *Permanent RED*	Errore di carico	*Load failure*
	ROSSO lampeggiante lento (1s acceso - 1s spento) *Slow flashing RED (1s on - 1s off)*	Guasto della batteria	*Battery failure*
	ROSSO lampeggiante veloce (0,25s acceso - 0,25s spento) *Fast flashing RED (0,25s on - 0,25s off)*	Errore di ricarica	*Charging failure*
	Trasmissione binaria dell'indirizzo via VERDE/ROSSO *Binary transmission of address via GREEN/RED*	Indirizzamento o identificazione	*Addressing or identification*
	VERDE e ROSSO spenti *GREEN and RED off*	Modalità di emergenza	*Emergency mode*

DALI **AUTOTEST**

Dati della batteria - *Battery Data*

VOLTAGGIO VOLTAGE	CAPACITÀ CAPACITY	TIPO CELLULARE CELL TYPE	DIMENSIONE CELLA CELL SIZE (mm)	QUANTITÀ DI CELLE QTY OF CELLS	DIMENSIONI DIMENSIONS (mm)	PESO WEIGHT (g)
3.2V	3Ah (2x18650)	LiFePO4	Ø18X65mm	2	Ø18X65mm	43.3



Dati fotometrici lente corridoio 3w - *Photometry data corridor lens 3w*

Corridor Lens

1lx

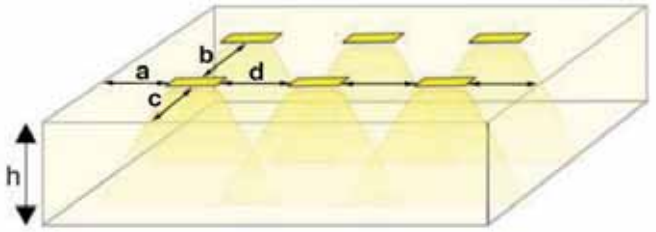

Illuminazione corridoi (per minimo 130Lm - 1 lux) **(Lente asimmetrica)** Corridor lighting (minimum 130Lm - 1 lux) **(Asymmetric Lens)**				
H (m)	**a (m)**	**b (m)**	**c (m)**	**d (m)**
2,80	8,15	2,72	7,3	20,05
3,00	8,3	2,69	7,5	20,05
4,00	8,8	2,35	7,5	22,8
5,00	8,8	1,8	7,0	24,2
6,00	5,3	1,3	6,0	24,9

Curva di distribuzione della luce (lente corridoio) - *Light distribution curve (corridor lens).*

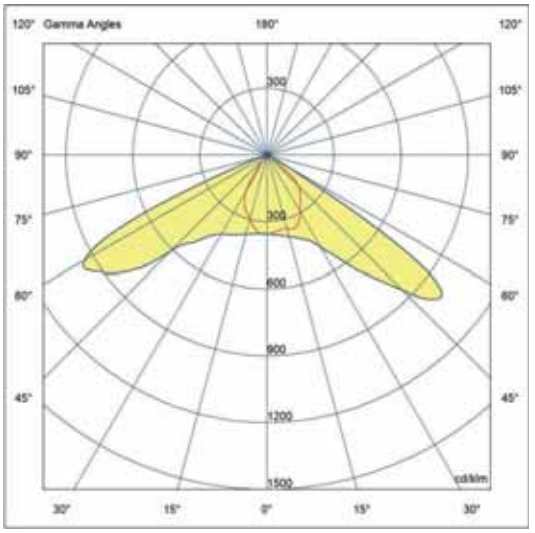

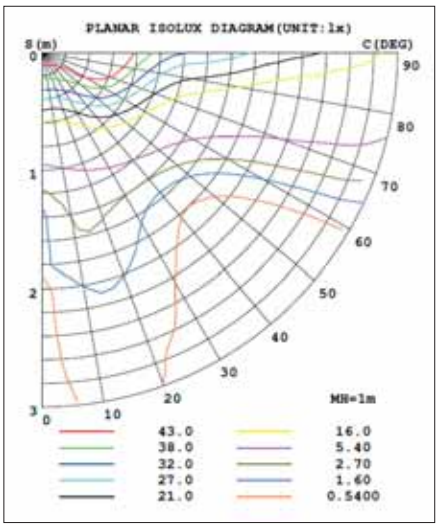



LENTE per CORRIDOIO
LENTE ASIMMETRICA
CORRIDOR LENS
ASYMMETRIC LENS

Batteria di ricambio - *Replacement Battery*

BATTERIA DI RICAMBIO REPLACEMENT BATTERY		
Code	Type	Duration
RELCOBATT6.4V	6,4V 1500mAh LiFePO4	3h



Dati fotometrici lente diffondente 3w - *Photometry data open area lens 3w*

Open Area Lens

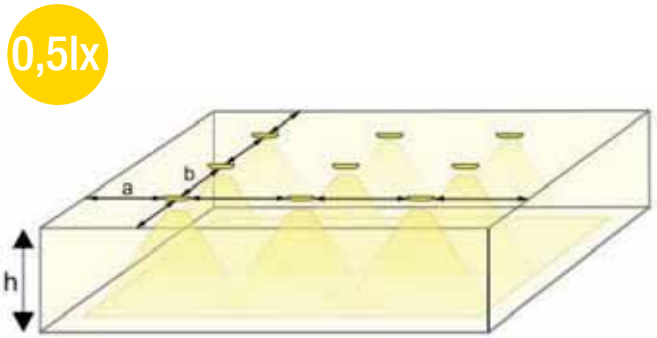

Illuminazione Area Aperta (Antipanico) (per min. 0,5 lux) **(Lente simmetrica)** Open Area (Anti-Panic) Lighting (for min. 0,5 lux) **(Symmetric Lens)**		
H (m)	**a (m)**	**b(m)**
2,80	6,2	15,5
3	6,3	16,1
4	6,5	17,2
5	6,6	17,7
6	6,5	18,1
7	6,3	18,2
8	5,8	18,1
9	5,1	17,8
10	3,9	17,2

Curva di distribuzione della luce (lente diffondente) - *light distribution curve (open area lens).*

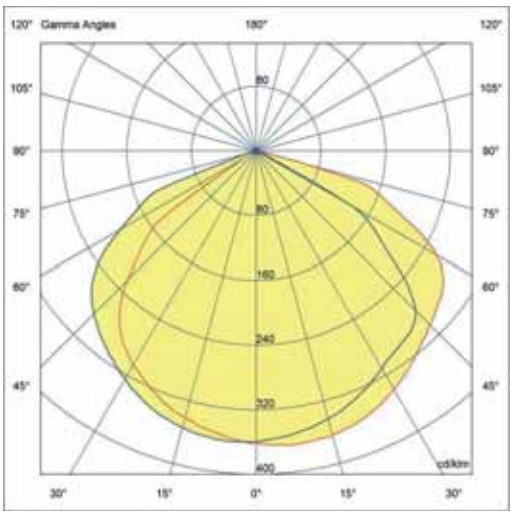

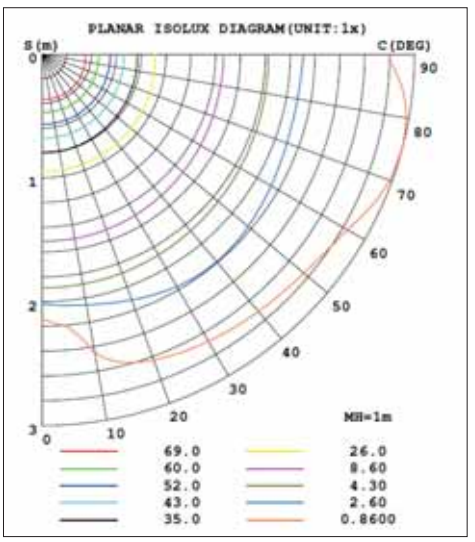



AREA APERTA
LENTE SIMMETRICA
OPEN AREA
SYMMETRIC LENS

DALI

LED Safety Lighting

LED **Raja W-C-R** Autotest

Temperatura colore:	6000K
Alimentazione:	220-240V~
Funzionamento:	SA (Sempre accesa) - Rest-Mode: con dispositivo opzionale (cod. RO0325)
Conforme alle norme:	EN60598-1; EN60598-2-2; EN60598-2-22; EN62471; EN62031; EN61347-1; EN61347-2-13.
Grado di protezione:	IP40
Inibizione:	Rest mode
Autonomia:	3h
Temperatura ambiente:	-5°C ÷ +40°C.
Installazioni:	Soffitto, parete, parete a bandiera 90°, incasso controsoffitto.
Alimentatore:	driver elettronico a corrente costante.
Corpo:	Policarbonato bianco RAL 9003.
Sorgente:	Modulo LED
Ottica:	Simmetrica
Schermo:	PMMA trasparente

Kelvin temperature:	*6000K*
Current:	*220-240V~*
Functioning:	*M (Maintained) - Rest-Mode: with an optional device (code RO0325)*
According to standard:	*EN60598-1; EN60598-2-2; EN60598-2-22; EN62471; EN62031; EN61347-1; EN61347-2-13.*
IP Degree:	*IP40*
Inibition:	*Rest mode*
Autonomy:	*3h*
Operating ambient temperature:	*-5°C ÷ +40°C.*
Installation:	*Ceiling, wall, 90 ° flag wall, recessed false ceiling.*
Driver:	*Electronic constant current driver.*
Body:	*White polycarbonate RAL 9003.*
Light source:	*LED module*
Optic:	*Simmetrical*
Shield:	*Transparent PMMA*



Raja W

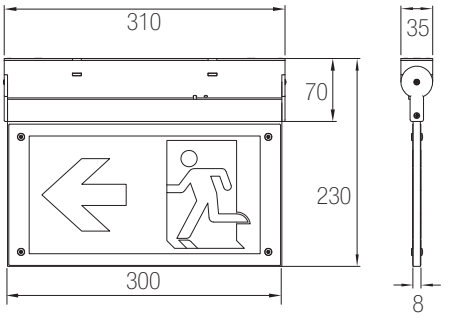

Accessori inclusi - *included accessoires*

DX-DESTRA - *RIGHT*



SX-SINISTRA - *LEFT*





Raja C



Raja R
+ acc. cod.8500REL/I

Accessori non inclusi - *Not included accessoires*

da ordinare separatamente - *to be ordered separately*

Codice/Code		Descrizione/*Description*
8500REL/U	1	Segnaletica di sicurezza bifacciale indicazione UP - *Safety signs UP*
8500REL/D	2	Segnaletica di sicurezza bifacciale indicazione DOWN - *Safety signs DOWN*
8500REL/EX	3	Segnaletica di sicurezza bifacciale indicazione EXIT - *Safety signs EXIT*
8500REL/I	4	Kit incasso controsoffitto - *Kit recessed plasterboard*
8500REL/B	5	Kit montaggio a bandiera - Side mounted Kit
8500REL/S	6	Kit montaggio sospensione - Suspension mounted Kit

Installazione ad incasso
Recessed installation





8500REL/D

Installazione a bandiera 90°
90° flag installation





8500REL/U



8500REL/B

Installazione a sospensione
suspension installation





EXIT



8500REL/S

Segnaletica di sicurezza
Safety signs



1 UP 8500REL/U



2 DOWN 8500REL/D

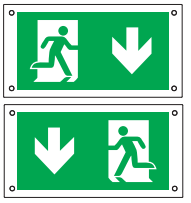

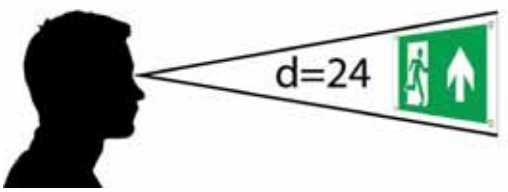

220-240 Vac | 50/60 Hz | IP40 | IK08 | M M | 850° | +40 C° -5 F

LED Raja AUTOTEST

Descrizione Description	Potenza* *Power* W	Versione *Version*	Autonomia *Autonomy* h.	Batteria *Battery Ni-Cd* Volt	Batteria *Battery Ni-Cd* Ah	Ricarica *Recharge* h.	Flusso medio *Average flow* SA lm	n°LED	Assorb. max Absorpt. max SA W	Pcs	Codice *Code*
RAJA IP40 11 SA 3H AT	-	SA	3	3,6	0,9	24	25	16	3	10	8500REL

Indicatore LED bicolore Autodiagnosi - *bicoloured LED indicator Autotest*

	Fisso - *Fixed light*	Lampeggiante lento *Slow flashed light*	Lampeggiante veloce *fast flashed light*
Verde - *Green*	Stato tutto ok/alimentazione presente *Everything ok / power present*	Test funzionale 2 min. *2 minutes functional test*	Test di autonomia *Autonomy test*

	1 Lampeggio	2 Lampeggi	3 Lampeggi
Rosso - *Red*	Batteria guasta *Battery fail*	LED guasti *Faulty LEDs*	Durata insufficiente *Insufficient autonomy*



LED Orione - Notlampe/ lampe de secours

Potenza*:	1W (6W*), 2W (11W*) , 3W (18W*)
Temperatura colore:	6000K
Alimentazione:	220-240V~
Funzionamento:	SA (Sempre accesa) - SE (Solo Emergenza)
Conforme alle norme:	EN60598-1; EN60598-2-22; EN62471; EN62031; EN61347-1; EN61347-2-13.
Grado di protezione:	IP42
Inibizione:	vedi tabella
Autonomia:	1h, 1,5h, 2h, 3h, 5h
Temperatura ambiente:	-20 °C ÷ +40 °C.
Installazioni:	Soffitto, parete.
Alimentatore:	driver elettronico a corrente costante.
Corpo:	Policarbonato bianco RAL 9003.
Sorgente:	Modulo LED
Ottica:	Simmetrica
Schermo:	Policarbonato trasparente

* Potenza indicativa per il confronto con tubo fuorescente (a parità di lumen prodotti).

***Power*:**	*1W (6W*), 2W (11W*) , 3W (18W*)*
Kelvin temperature:	*6000K*
Current:	*220-240V~*
Functioning:	*M (Maintained) - N/M (Non-Maintained)*
According to standard:	*EN60598-1; EN60598-2-2; EN60598-2-22; EN62471; EN62031; EN61347-1; EN61347-2-13.*
IP Degree:	IP42
Inibition:	*See table*
Autonomy:	*1h, 1,5h, 2h, 3h ,5h*
Operating ambient temperature:	*-20 °C ÷ +40 °C.*
Installation:	*Ceiling, wall.*
Driver:	*Electronic constant current driver.*
Body:	*White polycarbonate RAL 9003.*
Light source:	*LED module*
Optic:	*Simmetrical*
Shield:	*Transparent polycarbonate*

* *Power indicative by comparison with fluorescent tube (at the same produced lumen)*



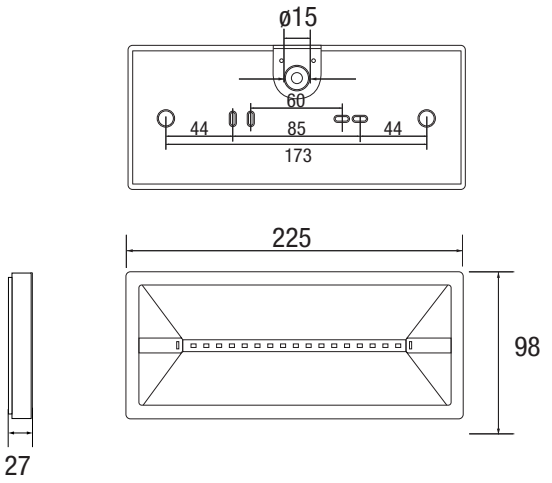

Dati fotometrici
Photometric data

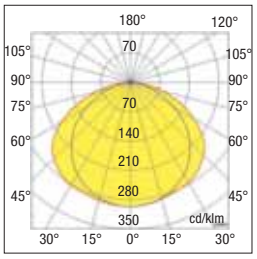







Accessori non inclusi - *Not included accessoires*

da ordinare separatamente - *to be ordered separately*

	Codice batteria di ricambio Code Spare battery	Descrizione Description	Riferimento modello lampada Lamp model reference
	**00PB1500N**	$LiFePO_4$ 3,2V 1,5 A	1945 1947 1948 1949
	**00PB060**	$LiFePO_4$ 3,2V 0,6 A	1946

Fissaggio a soffitto
Ceiling fixing



RO0338DOU - RIGHT



Fissaggio a parete
Wall fixing



RO0338SIG - LEFT

220-240 Vac | 50/60 Hz | IP42 | IK07 | 850° | +40 C° -20

LED Orione ECO

Descrizione *Description*	Potenza* *Power* W	Versione *Version*	Autonomia *Autonomy* h.	Inibizione *Inhibition* switch	Batteria Life P04 *Battery Life P04* Volt	Ah	Ricarica *Recharge* h.	Flusso medio *Average flow* SE lm	n° LED	Assorb. max Absorpt. max SE W	Pcs	Codice *Code*
ORIONE IP42 6 SE 5H V X	1W (6W*)	SE	5	NO	3,2	1,5	12	100	8	1,6	24	1945

LED Orione

Descrizione *Description*	Potenza* *Power* W	Versione *Version*	Autonomia** *Autonomy* h.	Inibizione *Inhibition* switch	Batteria Life P04 *Battery Life P04* Volt	Ah	Ricarica *Recharge* h.	Flusso medio *Average flow* SE lm	n° LED	Assorb. max Absorpt. max SE W	Pcs	Codice *Code*
ORIONE IP42 6 SE 1H V X	1W (6W*)	SE	1 (1,5)	NO	3,2	0,6	12	150 (100)	12	1,6	24	1946
ORIONE IP42 11 SE 2H V X	2W (11W*)	SE	2 (3)	NO	3,2	1,5	24	200 (140)	12	1,6	24	1947
ORIONE IP42 18 SE 1H V X	3W (18W*)	SE	1 (2)	NO	3,2	1,5	24	320 (200)	12	1,6	24	1948

LED Orione INHIBIT (RAPID CHARGE***)

Descrizione Description	Potenza* *Power* W	Versione *Version*		Autonomia** *Autonomy* h.	Inibizione *Inhibition* switch	Batteria *Battery Ni-Cd* Volt	Ah	Ricarica*** *Recharge* h.	Flusso medio *Average flow* SE lm	SA lm	n°LED	Assorb. max Absorpt. max SE W	SA W	Pcs	Codice *Code*
ORIONE IP42 18 SA-SE 1H V I	3W (18W*)	SE	SA	1 (3)	SI	3,2	1,5	6	400 (130)	180	18	3	4	24	1949

*Potenza indicativa per il confronto con tubo fuorescente (a parità di lumen prodotti) - *Power indicative by comparison with fluorescent tube (at the same produced lumen).*

**Rimuovendo il Jumper interno aumenta l'autonomia e si riduce il flusso luminoso - *Removing the internal Jumper increases autonomy and reduces the light flow.*

***La carica completa avvine in sole 6 ore - *Six hours complete recharge.*



Accessori non inclusi - Not included accessoires

Codice/Code		Descrizione/*Description*
R00365	1	Griglia di protezione antivandalo - *Anti-vandalism protection grid.*
R00338SIG	2	5 segnali di sicurezza (adesivi) - *5 safety signs (adhesives).*
R00338DOU	3	Kit segnaletica di sicurezza bifacciale (PC 10mm + 5 adesivi) - Kit *Double sided diffuser with safety signs (PC 10mm+ 5 adhesives).*



1

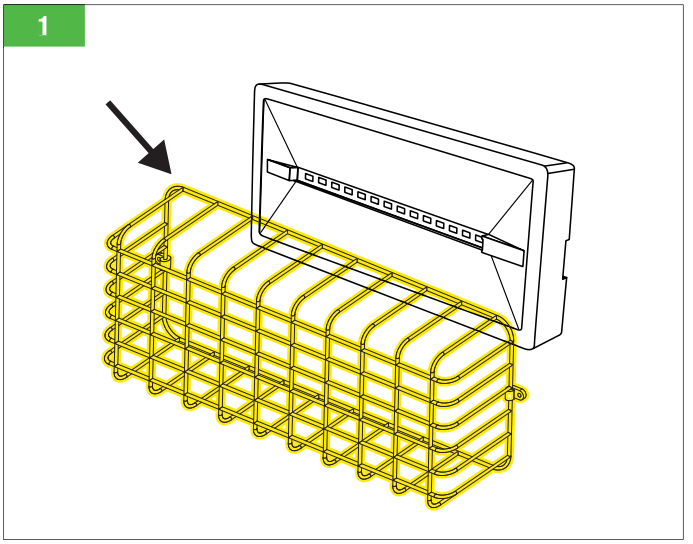

2

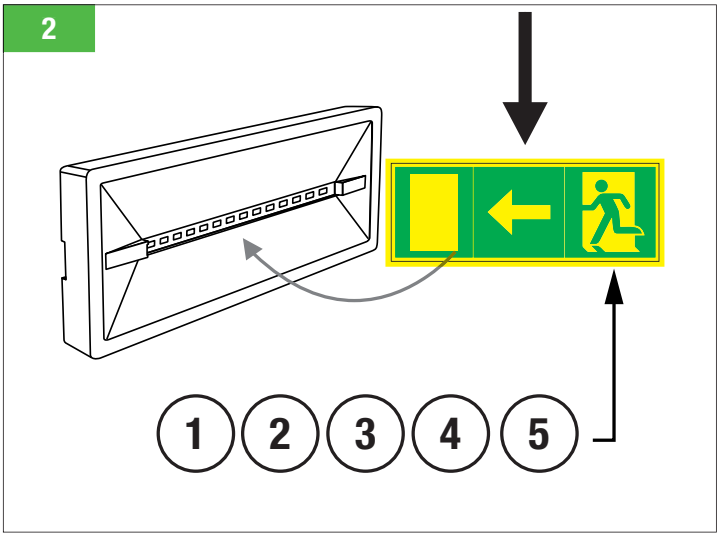

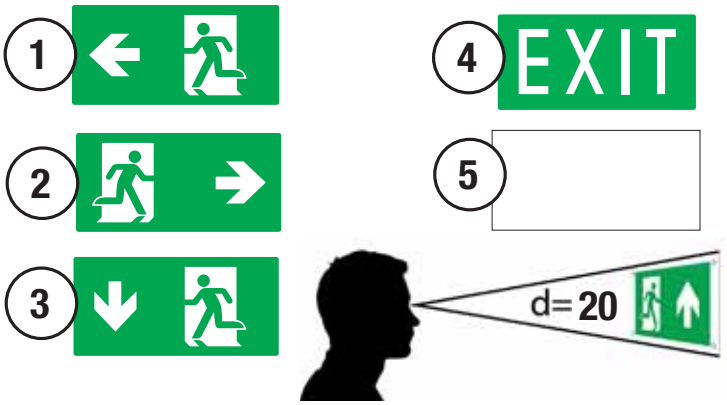

3

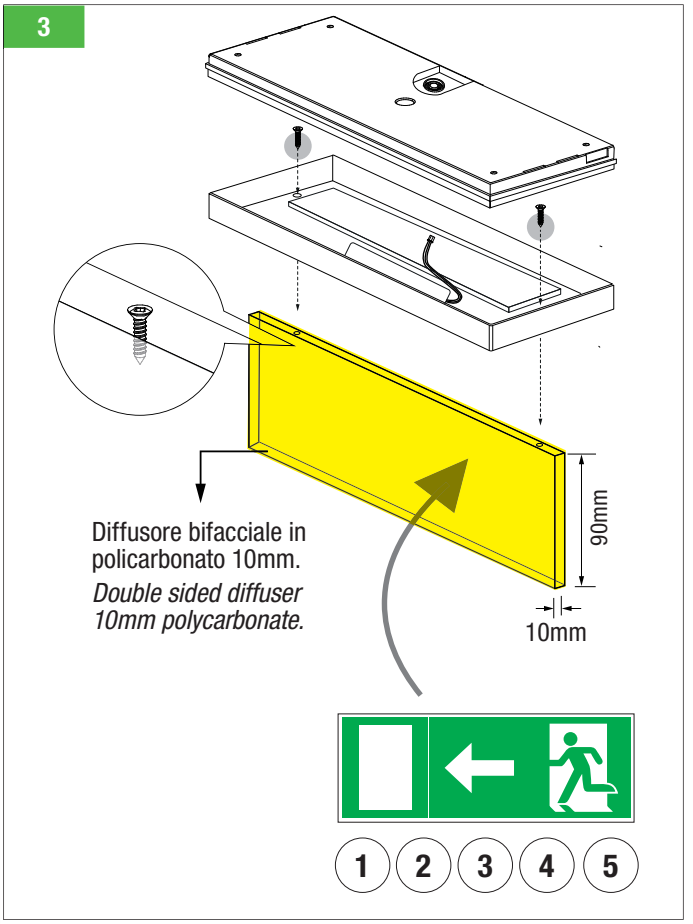

LED Sirio

Potenza*:	2W (11W*) , 3W (18W*)
Temperatura colore:	6000K
Alimentazione:	220-240V~, 110V~ a richiesta.
Funzionamento:	SA (Sempre accesa) - SE (Solo Emergenza) Rest-Mode: con dispositivo opzionabile (cod. RO0325).
Conforme alle norme:	EN60598-1; EN60598-2-2; EN60598-2-22; EN62471; EN62031; EN61347-1; EN61347-2-13.
Grado di protezione:	IP42 (IP65 con accessorio cod.RO0310)
Inibizione:	vedi tabella
Autonomia:	1h, 2h, 3h
Temperatura ambiente:	-20 °C ÷ +40 °C.
Installazioni:	Soffitto, parete, parete a bandiera 90°, binario trifase, sospensione con tiges e cavi, incasso controsoffitto.
Alimentatore:	driver elettronico a corrente costante.
Corpo:	Policarbonato bianco RAL 9003.
Sorgente:	Modulo LED
Ottica:	Simmetrica
Schermo:	Policarbonato trasparente

***Power*:**	*2W (11W*) , 3W (18W*)*
Kelvin temperature:	*6000K*
Current:	*220-240V~, 110V~ on request.*
Functioning:	*M (Maintained) - N/M (Non-Maintained) Rest-Mode: with an optional device (code RO0325).*
According to standard:	*EN60598-1; EN60598-2-2; EN60598-2-22; EN62471; EN62031; EN61347-1; EN61347-2-13.*
IP Degree:	*IP42 (IP65 with accessory cod.RO0310)*
Inibition:	*See table*
Autonomy:	*1h, 2h, 3h*
Operating ambient temperature:	*-20 °C ÷ +40 °C.*
Installation:	*Ceiling, wall, 90 ° flag wall, three-phase track, suspension with tiges and cables, recessed false ceiling.*
Driver:	*Electronic constant current driver.*
Body:	*White polycarbonate RAL 9003.*
Light source:	*LED module*
Optic:	*Simmetrical*
Shield:	*Transparent polycarbonate*

* Potenza indicativa per il confronto con tubo fuorescente (a parità di lumen prodotti).

** Power indicative by comparison with fluorescent tube (at the same produced lumen)*



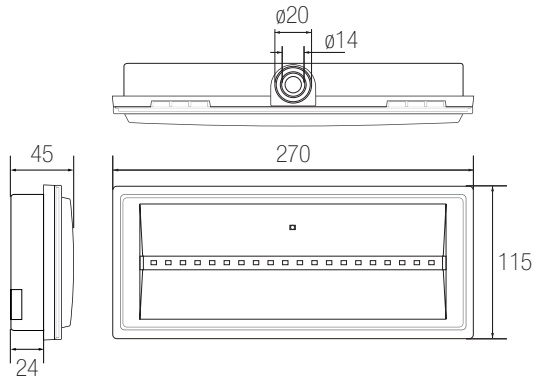

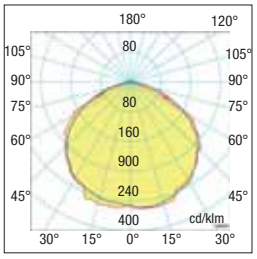

Dati fotometrici
Photometric data

Accessori non inclusi - *Not included accessoires*

da ordinare separatamente - *to be ordered separately*

Codice/Code		Descrizione/*Description*	Pag.
RO0301	1	Kit Binario trifase - *Threephase track kit*	470
RO0310	2	Kit IP 65	470
RO0315	3	Kit controsoffitto molle e staffa - *Kit recessed springs and brackets*	470
8450S	4	Kit sospensione per bandiera - *Suspension kit for double sided diffuser.*	470
RO0330	5	Scatola da incasso - *Built-in mounting box*	470
RO0331	6	Cornice per incasso - *Flush mounting frame.*	470
RO0365	7	Griglia di protezione antivandalo - *Anti-vandalism protection grid.*	470
RO0325	8	Comando centralizzato per l'inibizione dell'emergenza - *Controller Rest-mode.*	470
RO0320	9	5 segnali di sicurezza (adesivi) - *5 safety signs (adhesives).*	471
RO0335	10	Kit segnaletica di sicurezza bifacciale (PMMA 10mm + 5 adesivi) - Kit *Double sided diffuser with safety signs (PMMA 10mm+ 5 adhesives).*	471
RO0335SXDX	11	Segnaletica di sicurezza bifacciale indicazione sinistra/destra - *double sided indicator left/right safety signs*	471
RO0335DIR	11	Segnaletica di sicurezza bifacciale indicazione diritto - *double sided indicator straight safety signs*	471
RO0335EX	11	Segnaletica di sicurezza bifacciale indicazione (exit) - *double sided safety signs indicator (exit).*	471

MADE IN ITALY

Fissaggio a soffitto
Ceiling fixing



Fissaggio a parete
Wall fixing



8 Rest-mode vedi pagina 470
Rest-mode see page 470



SOLO PER VERSIONI AUTOTEST
ONLY FOR AUTOTEST VERSION

Installazione su binario trifase
three-phase track Installation


RO0301



RO0335EX

Installazione a sospensione
Suspension installation



Installazione ad incasso con cornice
Recessed installation with frame



220-240 Vac | 110 Vac a richiesta on demand | 50/60 Hz | IP42 / IP65 | IK08 | M M | 850° | +40 C° -20

LED Sirio ECO

Descrizione *Description*	Potenza* *Power* W	Versione *Version*		Autonomia** *Autonomy* h.	Inibizione *Inhibition* switch	Batteria *Battery Ni-Cd* Volt	Batteria Ah	Ricarica *Recharge* h.	Flusso medio *Average flow* SE lm	SA lm	n° LED	Assorb. max Absorpt. max SE W	SA W	Pcs	Codice *Code*
SIRIO IP42 11 SE 1H V X	2W (11W*)	SE		1 (3)	NO	2,4	0,8	12	120	-	5	1,2	-	12	1956LSREL
SIRIO IP42 11 SA-SE 1H V X	2W (11W*)	SE	SA	1 (3)	NO	2,4	0,8	12	100	50	9	1,2	1,7	12	1956LSAREL

LED Sirio

Descrizione *Description*	Potenza* *Power* W	Versione *Version*	Autonomia** *Autonomy* h.	Inibizione *Inhibition* switch	Batteria *Battery* Volt	Batteria Ah	Ricarica *Recharge* h.	Flusso medio *Average flow* SE lm	n° LED	Assorb. max Absorpt. max SE W	Pcs	Codice *Code*
SIRIO IP42 11 SE 1H V I	2W (11W*)	SE	1 (3)	SI	3,6	0,8	12	150	20	2,7	12	1956L20REL
SIRIO IP42 11 SE 3H V I	2W (11W*)	SE	3 (9)	SI	3,6	1,6	24	150	20	2,9	12	1992L20REL
SIRIO IP42 18 SE 1H V I	3W (18W*)	SE	1 (3)	SI	3,2	1,5	12	400	20	3,5	12	2046LREL

LED Sirio AUTOTEST

	Descrizione Description	Potenza* *Power* W	Versione *Version*		Autonomia** *Autonomy* h.	Inibizione *Inhibition* switch + rest mode	Batteria *Battery Ni-Cd* Volt	Batteria Ah	Ricarica *Recharge* h.	Flusso medio *Average flow* SE lm	SA lm	n°LED	Assorb. max Absorpt. max SE W	SA W	Pcs	Codice *Code*
	SIRIO IP42 11 SE 1H AT C	2W (11W*)	SE		1 (3)	SI	3,6	1,6	12	160	-	20	1,6	-	12	1956L20AREL
Ⓝ	SIRIO IP42 11 SA-SE 3H AT C	2W (11W*)	SE	SA	1 (3)	SI	3,6	1,6	12	160	160	20	1,6	3,5	12	1992L20ASAREL

Ⓝ NEMKO - Certificato di sicurezza e compatibilità elettromagnetica - *Safety and electromagnetic compatibility certificate.*

*Potenza indicativa per il confronto con tubo fuorescente (a parità di lumen prodotti) - *Power indicative by comparison with fluorescent tube (at the same produced lumen).*

**Rimuovendo il Jumper interno si triplica l'autonomia e si riduce ad 1/3 il flusso luminoso - *Removing the internal Jumper triples autonomy and reduces the light flow to 1/3*

Indicatori LED Autodiagnosi - *LED indicator Autotest*

	Fisso - *Fixed light*	Lampeggiante - *Flashed light*
Verde - *Green*	Batteria carica *Battery charged*	Batteria in carica *Battery in charge*
Rosso - *Red*	Lampada guasta *Lamp fail*	Batteria guasta e / o e autonomia insufficiente *Battery fail and/or insufficient autonomy*
Arancio - *Orange*	Lampada inibita in assenza di rete *Lamp inhibited in no mains condition*	Inibizione test funzionale e di autonomia *Functional and autonomy tests inhibited*



LED Safety Lighting

LED Venere

Potenza*:	3W (24W*) 5W (36W*)
Temperatura colore:	6000K
Alimentazione:	220-240V~, 110V~ a richiesta.
Funzionamento:	SA (Sempre accesa) - SE (Solo Emergenza) Rest-Mode: con dispositivo opzionabile (cod. RO0325).
Conforme alle norme:	EN60598-1; EN60598-2-2; EN60598-2-22; EN62471; EN62031; EN61347-1; EN61347-2-13.
Grado di protezione:	IP42 (IP65 con accessorio cod.RO0310)
Inibizione:	vedi tabella
Autonomia:	1h, 2h, 3h
Temperatura ambiente:	-20 °C ÷ +40 °C.
Installazioni:	Soffitto, parete, parete a bandiera 90°, binario trifase, sospensione con tiges e cavi, incasso controsoffitto.
Alimentatore:	driver elettronico a corrente costante.
Corpo:	Policarbonato bianco RAL 9003.
Sorgente:	Modulo LED
Ottica:	Simmetrica
Schermo:	Policarbonato trasparente

***Power*:**	*3W (24W*) 5W (36W*)*
Kelvin temperature:	*6000K*
Current:	*220-240V~, 110V~ on request.*
Functioning:	*M (Maintained) - N/M (Non-Maintained) Rest-Mode: with an optional device (code RO0325).*
According to standard:	*EN60598-1; EN60598-2-2; EN60598-2-22; EN62471; EN62031; EN61347-1; EN61347-2-13.*
IP Degree:	*IP42 (IP65 with accessory cod.RO0310)*
Inibition:	*See table*
Autonomy:	*1h, 2h, 3h*
Operating ambient temperature:	*-20 °C ÷ +40 °C.*
Installation:	*Ceiling, wall, 90 ° flag wall, three-phase track, suspension with tiges and cables, recessed false ceiling.*
Driver:	*Electronic constant current driver.*
Body:	*White polycarbonate RAL 9003.*
Light source:	*LED module*
Optic:	*Simmetrical*
Shield:	*Transparent polycarbonate*

* Potenza indicativa per il confronto con tubo fuorescente (a parità di lumen prodotti).

** Power indicative by comparison with fluorescent tube (at the same produced lumen)*



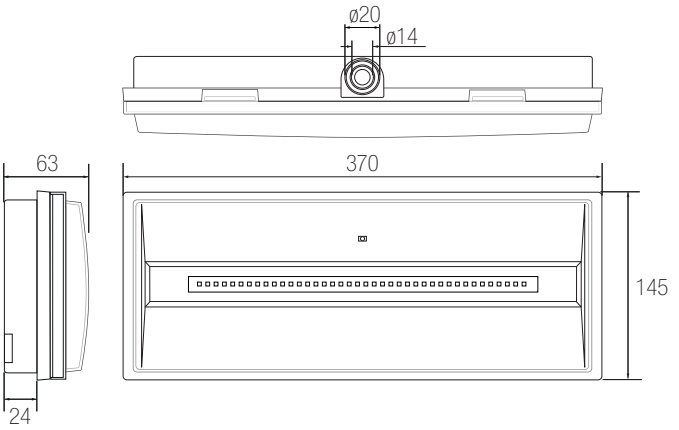

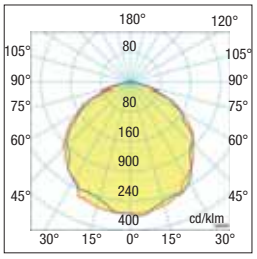

Dati fotometrici
Photometric data

Accessori non inclusi - *Not included accessoires*

da ordinare separatamente - *to be ordered separately*

Codice/Code		Descrizione/*Description*	Pag.
RO0301	1	Kit Binario trifase - *Threephase track kit*	468
RO0312	2	Kit IP 65	468
RO0315	3	Kit controsoffitto molle e staffa - *Kit recessed springs and brackets*	468
8450S	4	Kit sospensione per bandiera **(ordinare 2 pezzi)** - *Suspension kit for double sided diffuser **(order 2 pieces)**.*	468
RO0334	5	Scatola da incasso - *Built-in mounting box*	468
RO0332	6	Cornice per incasso - *Flush mounting frame.*	468
RO0365	7	Griglia di protezione antivandalo - *Anti-vandalism protection grid.*	468
RO0325	8	Comando centralizzato per l'inibizione dell'emergenza - *Controller Rest-mode.*	468
RO0322	9	5 segnali di sicurezza (adesivi) - *5 safety signs (adhesives).*	469
RO0337	10	Kit segnaletica di sicurezza bifacciale (PMMA 10mm + 5 adesivi) - Kit *Double sided diffuser with safety signs (PMMA 10mm+ 5 adhesives).*	469
RO0337SXDX	11	Segnaletica di sicurezza bifacciale indicazione sinistra/destra - *double sided indicator left/right safety signs*	469
RO0337DIR	11	Segnaletica di sicurezza bifacciale indicazione diritto - *double sided indicator straight safety signs*	469
RO0337EX	11	Segnaletica di sicurezza bifacciale indicazione (exit) - *double sided safety signs indicator (exit).*	469

MADE IN ITALY

Fissaggio a soffitto
Ceiling fixing



RO0337SXDX

Fissaggio a parete
Wall fixing



8 Rest-mode vedi pagina 470
Rest-mode see page 470



SOLO PER VERSIONI AUTOTEST
ONLY FOR AUTOTEST VERSION

Installazione su binario trifase
three-phase track Installation



RO0301

RO0337EX

Installazione a sospensione
Suspension installation



8450S

RO0337DIR

Installazione ad incasso con cornice
Recessed installation with frame



RO0332

220-240 Vac | 110 Vac a richiesta on demand | 50/60 Hz | IP42 / IP65 | IK08 | M M | 850° | +40 C° -20

LED Venere

Descrizione *Description*	Potenza* *Power* W	Versione *Version*	Autonomia** *Autonomy* h.	Inibizione *Inhibition* switch	Batteria *Battery LiFePO4* Volt	Batteria *Battery LiFePO4* Ah	Ricarica *Recharge* h.	Flusso medio *Average flow* SE lm	n°LED	Assorb. max Absorpt. max SE W	Pcs	Codice *Code*	
VENERE IP42 24 SE 1H V I 110	3W (24W*)	SE	1 (3)	SI	3,2	1,6	12	320	40	2,9	10	12104L40RE110	110V
VENERE IP42 24 SE 1H V I	3W (24W*)	SE	1 (3)	SI	3,2	1,6	12	320	40	2,9	10	12104L40REL	
VENERE IP42 24 SE 1H V I H	3W (24W*)	SE	1	SI	3,2	3,0	12	700	40	3,2	10	12104H40REL	
VENERE IP42 24 SE-SA 1H V I H	3W (24W*)	SE SA	1	SI	3,2	3,0	12	750	40	3,2	10	12104H40REL/SA	
VENERE IP42 36 SE 1H V I H	5W (36W*)	SE	1 (2)	SI	3,2	6,0	12	1000	40	3,2	10	12104SH40REL	

LED Venere AUTOTEST

Descrizione *Description*	Potenza* *Power* W	Versione *Version*	Autonomia** *Autonomy* h.	Inibizione *Inhibition* switch + rest mode	Batteria *Battery Ni-Cd* Volt	Batteria *Battery Ni-Cd* Ah	Ricarica *Recharge* h.	Flusso medio *Average flow* SE lm	Flusso medio *Average flow* SA lm	n°LED	Assorb. max Absorpt. max SE W	Assorb. max Absorpt. max SA W	Pcs	Codice *Code*
VENERE IP42 24 SE 1H AT C	3W (24W*)	SE	1 (3)	SI	3,6	1,6	12	320	-	40	1,6	-	10	12104L40AREL
Ⓝ VENERE IP42 24 SA-SE 1H AT C	3W (24W*)	SE SA	1 (3)	SI	3,6	1,6	12	320	320	40	1,6	6,0	10	12104L40ASA
VENERE IP42 24 SE 1H AT C	3W (24W*)	SE	1	SI	3,6	4	24	700		36	1,6		10	12104H40AREL

Ⓝ **NEMKO** - Certificato di sicurezza e compatibilità elettromagnetica - *Safety and electromagnetic compatibility certificate.*

*Potenza indicativa per il confronto con tubo fuorescente (a parità di lumen prodotti) - *Power indicative by comparison with fluorescent tube (at the same produced lumen).*

**Rimuovendo il Jumper interno si triplica l'autonomia e si riduce ad 1/3 il flusso luminoso - *Removing the internal Jumper triples autonomy and reduces the light flow to 1/3*

Indicatori LED Autodiagnosi - *LED indicator Autotest*

	Fisso - *Fixed light*	Lampeggiante - *Flashed light*
Verde - *Green*	Batteria carica *Battery charged*	Batteria in carica *Battery in charge*
Rosso - *Red*	Lampada guasta *Lamp fail*	Batteria guasta e / o e autonomia insufficiente *Battery fail and/or insufficient autonomy*
Arancio - *Orange*	Lampada inibita in assenza di rete *Lamp inhibited in no mains condition*	Inibizione test funzionale e di autonomia *Functional and autonomy tests inhibited*



LED Safety Lighting

Accessori non inclusi LED Sirio- LED Venere

MADE IN ITALY

1

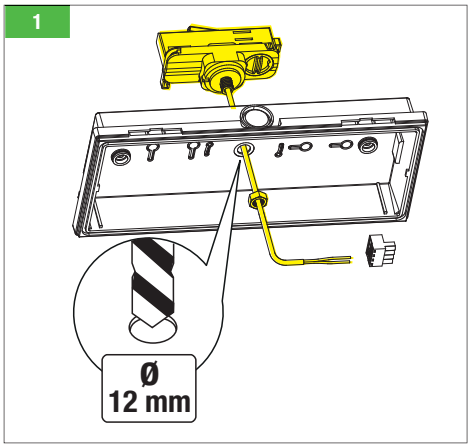

Rif.	Codice *Code*	Descrizione *Description*
SIRIO VENERE	R00301	Kit Binario trifase *Three phase track kit*

2

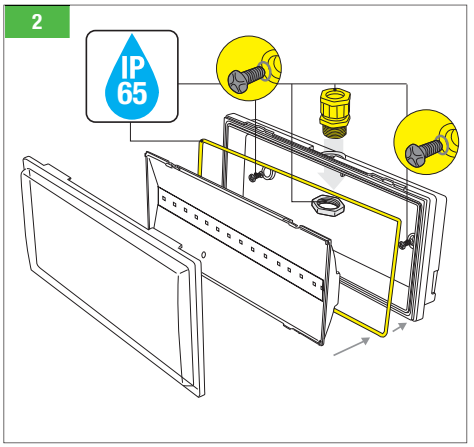

Rif.	Codice *Code*	Descrizione *Description*
SIRIO	R00310	Kit IP 65
VENERE	R00312	Kit IP 65

3

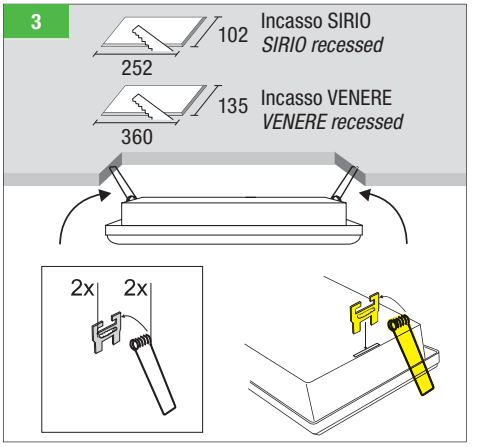

Rif.	Codice *Code*	Descrizione *Description*
SIRIO VENERE	R00315	Kit controsoffitto molle e staffa *Kit recessed springs and brackets*

4

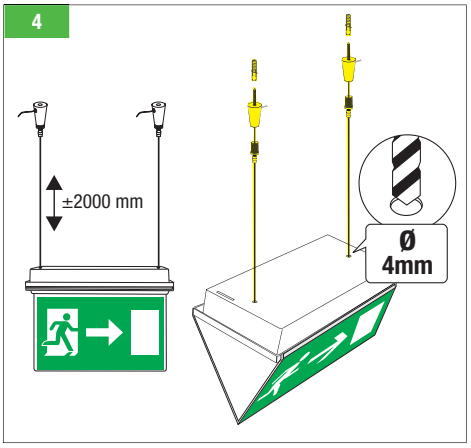

Rif.	Codice *Code*	Descrizione *Description*
SIRIO	8450S	Kit sospensione per bandiera *Suspension kit for double sided diffuser.*
VENERE	(2X) 8450S	

5

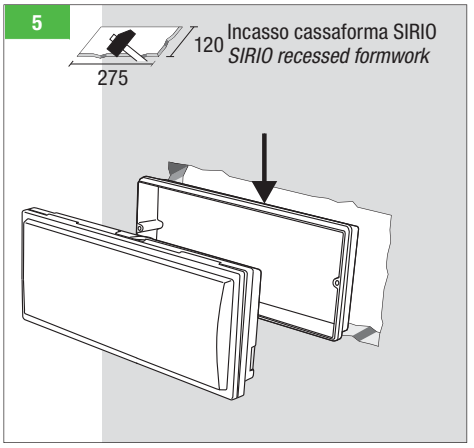

Rif.	Codice *Code*	Descrizione *Description*
SIRIO	R00330	Scatola da incasso *Built-in mounting box*

6

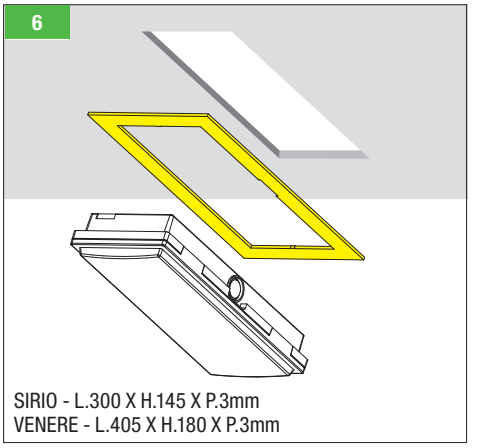

SIRIO - L.300 X H.145 X P.3mm
VENERE - L.405 X H.180 X P.3mm

Rif.	Codice *Code*	Descrizione *Description*
SIRIO	R00331	Cornice per incasso *Flush mounting frame*
VENERE	R00332	Cornice per incasso *Flush mounting frame*

7

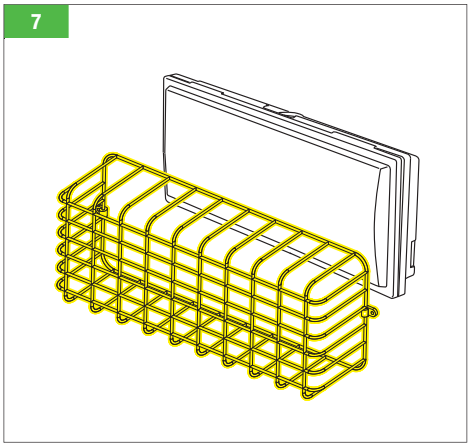

Rif.	Codice *Code*	Descrizione *Description*
SIRIO VENERE	R00365	Griglia di protezione anti-vandalo *Anti-vandalism protection grid*

8 Rest-mode vedi pagina 470
Rest-mode see page 470



SOLO PER VERSIONI AUTOTEST
ONLY FOR AUTOTEST VERSION

Rif.	Codice *Code*	Descrizione *Description*
SIRIO VENERE	R00325	Comando centralizzato per l'inibizione dell'emergenza *Centralized command for emergency inhibition (Controller Rest-mode)*

LED Safety Lighting

LED Sirio- LED Venere not included accessoires

MADE IN ITALY

9

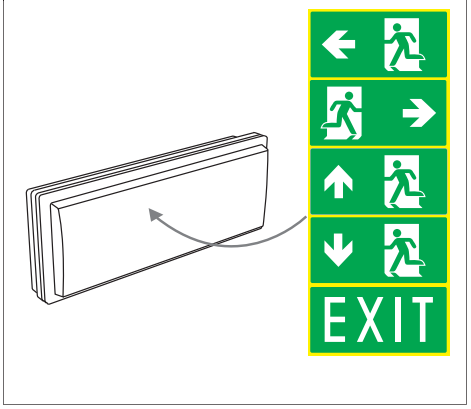

10

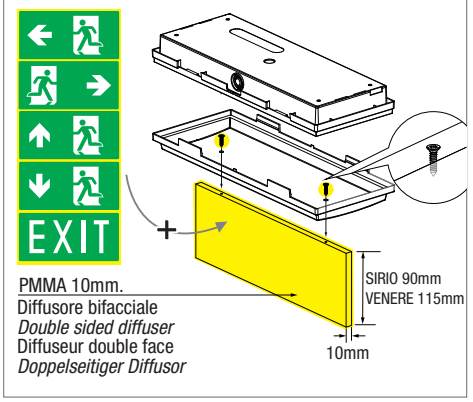

11

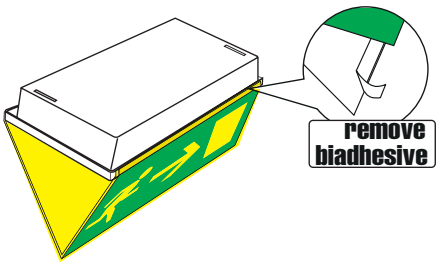

Sirio **R00335SXDX** Sirio **R00335DIR** Sirio **R00335EX**
Venere **R00337SXDX** Venere **R00337DIR** Venere **R00337EX**



Rif.	Codice *Code*	Descrizione *Description*	DV* (m)
SIRIO	R00320	5 segnali di sicurezza adesivi	18
VENERE	R00322	5 *safety signs adhesives*	22

*DV=Distanza di visibilità in metri - *Visibility distance in meter*

Rif.	Codice *Code*	Descrizione *Description*	DV* (m)
SIRIO	R00335	Kit Supporto PMMA e 10 segnali (adesivi)	9
VENERE	R00337	*Kit PMMA support and 10 signs adhesives*	11

*DV=Distanza di visibilità in metri - *Visibility distance in meter*

Rif.	Codice *Code*	Descrizione *Description*	DV* (m)
SIRIO	**R00335SXDX**	SX - DX	32
	R00335DIR	diritto- *straight*	
	R00335EX	exit	
VENERE	**R00337SXDX**	SX - DX	40
	R00337DIR	diritto- *straight*	
	R00337EX	exit	

*DV=Distanza di visibilità in metri - *Visibility distance in meter*

vedi *See* 9 | vedi *See* 10

Segnali di sicurezza in policarbonato opalino 0,5mm.
con adesivo sul retro per facilitarne l'installazione
Opal polycarbonate safety signs 0,5mm.
with adhesive on the back to facilitate installation



Adesivo segnale SX
Adhesive sign SX

Adesivo segnale DX
Adhesive sign DX

Adesivo segnale BASSO
Adhesive sign BOTTOM

Adesivo segnale EXIT
Adhesive sign EXIT

Adesivo segnale NEUTRO
Adhesive sign NEUTRAL

Istruzioni di montaggio adesivo segnale di sicurezza
Assembly instructions adhesive safety sign

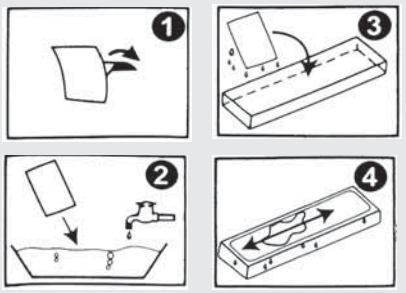

vedi *See* 11

Segnali di sicurezza
in policarbonato opalino 1mm.
Polycarbonate safety signs 1mm.



Segnale bifacciale sinistra/destra
Double sided left/right safety signs

Segnale bifacciale diritto
Double sided straight safety signs

Segnale bifacciale EXIT
Double sided EXIT safety signs



LED Sirio batteria di ricambio - Spare battery

batteria di ricambio *spare battery*	per Codici *for Code*		
00PB1400	1943LREL	1956LSREL	1956LSAREL
00PB1600	1956L2SAREL		
00PB1000	1956L20REL	1956L20AREL	1956L20ASAREL
00PB1100	1992L20REL	1956L20AREL	1992L20ASAREL

LED Venere batteria di ricambio-Spare battery

batteria di ricambio *spare battery*	per Codici *for Code*		
00PB1100	12104L40REL		
00PB100JST	12104/3L40ASA	12104H40REL	12104L40ASAH
00PB0400	12104L40REL		
00PB0500	12104/3L40REL		

Batterie di ricambio
Spare Battery



Batterie di ricambio
Spare Battery



LED Safety Lighting

AT Autotest

Comando centralizzato per l' inibizione dell'emergenza.
Centralised control to inhibit the emergency light.

CARATTERISTICHE TECNICHE

Accessorio a richiesta per inibire le lampade (solo per versioni AUTOTEST) in fase di manutenzione e verifica del corretto funzionamento dell'impianto, inoltre garantisce le operazioni di controllo che devono essere effettuate dal Responsabile della sicurezza secondo il D.Lgs 81/08 del testo unico sulla sicurezza nei luoghi di lavoro.

Il test di autonomia comprende il controllo di tutte le funzioni della lampada in un arco di tempo pari all'autonomia richiesta dalle singole normative ed è effettuato ogni 26 settimane, inoltre è previsto un test di funzionamento ogni 28 giorni, relativo a lampada, batteria e circuito.

Il risultato dei test è visualizzato da led multicolore posizionato sugli apparecchi. Questo garantisce sempre il perfetto controllo del funzionamento e consente un risparmio economico sui costi del personale altrimenti addetto alla manutenzione.

RICARICA A CONTROLLO ELETTRONICO PER RISPARMIARE ENERGIA E RADDOPPIARE LA VITA DELLA BATTERIA

Per ovviare allo spreco di energia causato dalla continua ricarica degli apparecchi di emergenza, Relco ha realizzato un sistema di ricarica che dopo 12 ore (ciclo completo) passa automaticamente ad una fase di autonomia per mantenere la carica contenendo l'assorbimento a meno di un Watt.

Questo sistema riduce lo spreco di energia, limita gli accumuli termici e lo stress della batteria che avrà una durata utile di circa il doppio di quanto si otterrebbe con un circuito convenzionale.

TECHNICAL FEATURES

Optional accessory to inhibit lamps (only for AUTOTEST version) during maintenance and when inspecting correct operation of the system. It also guarantees the control operations which must be carried out by the Safety manager according to Leg. Decree 81/08 of the consolidated act on safety at the work place.

The autonomy test includes controlling all functions of the light within a time span equal to the autonomy required by the individual standards and is carried out every 26 weeks. An operating tests of the light, battery and circuit is also envisioned every 28 days.

The result of the test is displayed by the multi-colour LED installed on the appliances. This always ensures perfect control of operation and saves on expenses which would otherwise be required for maintenance personnel.

ELECTRONICALLY CONTROLLED RECHARGE TO SAVE ENERGY AND TO DOUBLE THE LIFE TIME OF THE BATTERY

To address the problem of wasting energy due to continually recharging the emergency devices, Relco has devised a recharge system which after 12 hours (complete cycle) automatically switches to the autonomy phase to hold the charge while reducing absorption to less than one Watt.

This system reduces the waste of energy, limits thermal storage and stress on the battery, approximately doubling its service life respect to that of a conventional circuit.



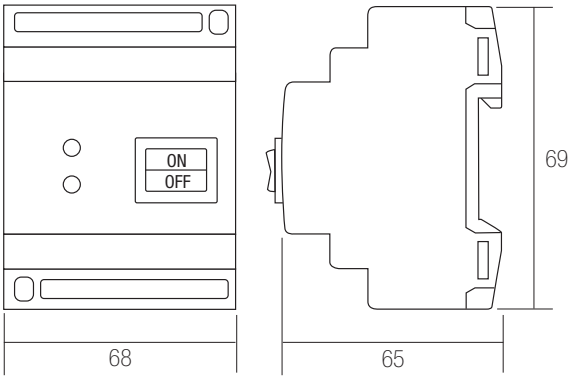

Controller REST-MODE

Descrizione *Description*	Dispositivi gestibili *Manageable devices*	Batteria *Battery*	Installazione *Installation*	Peso weight	Imballo Pcs	Codice *Code*	
KRMSV - 4moduli DIN	100	NiMH 3,6V 0,3Ah	Guida DIN 3,5X7,5	230 g.	10	RO0325	

Indicatori LED - *LED indicator*

Verde - *Green*	Indica la presenza di rete *Showing the network presence*
Rosso - *Red*	Indica lo stato della lampada se inibita *Showing the state of the lamp if inhibited*

Apparecchio autonomo d'emergenza
Autonomous emergency device

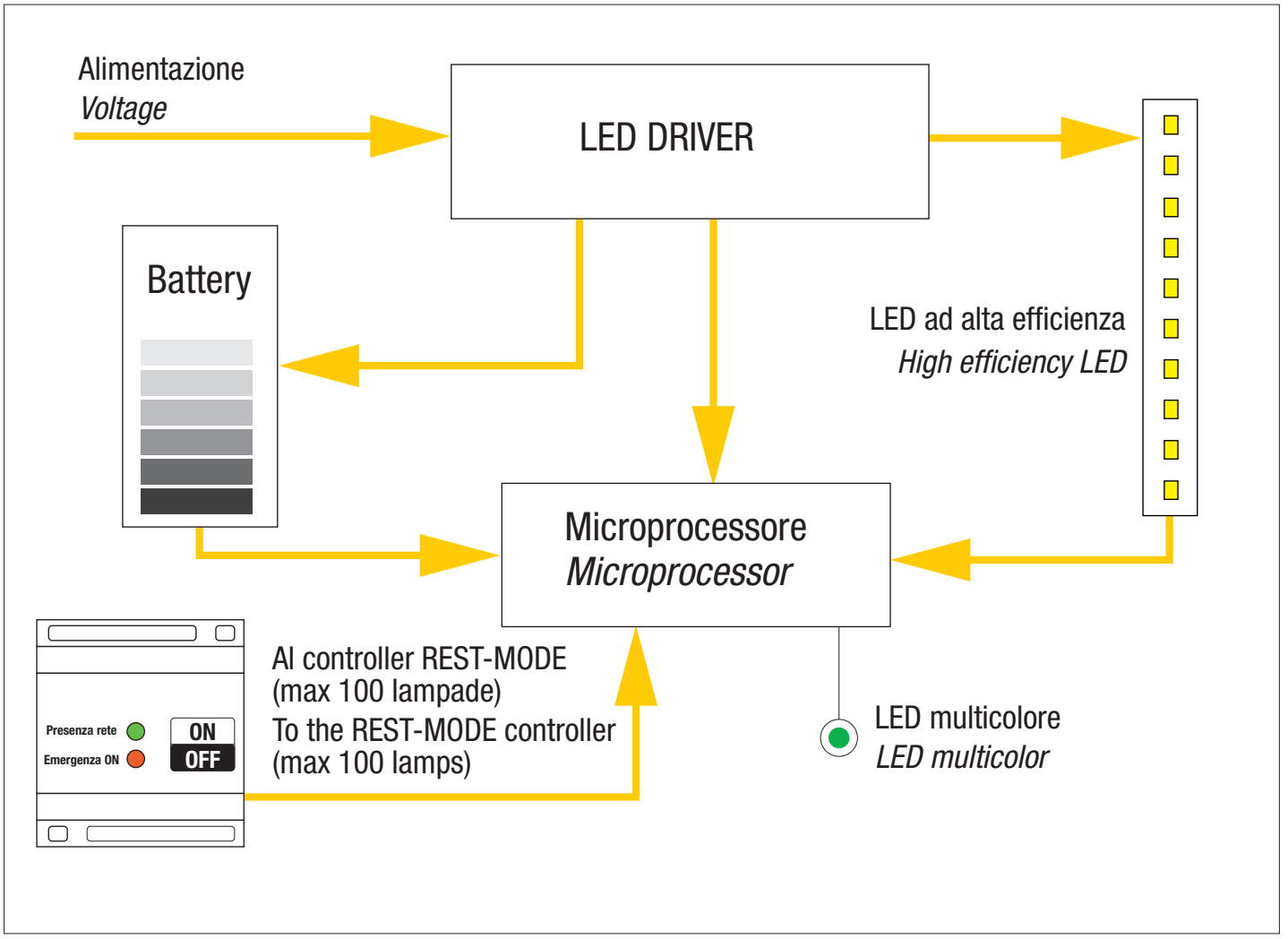

Simboli e omologazioni
Symbols and approval

W	Potenza *Power*
Lm	Lumen
Lm/h	Lumen/Ora *Lumen/Hours*
Battery	Tipo di batteria utilizzata *Type of battery used*
pcs	Quantità minima ordinabile *Minimum quantity to be ordered*
IP..	Grado di protezione IP *IP protection degree*
IK..	Grado di protezione IK *IK protection degree*
+40 C° -20	Temperatura ambiente di funzionamento *Operating ambient temperature*
SE	**SE (solo emergenza) o non permanente** La lampada si accende solo quando c'è una interruzione dell'energia elettrica che la alimenta.
N/M	***N/M (Non-Maintained)*** *The light is switch on only if there is the power supply to the light is disrupted.*
SA	**SA (sempre accesa) o permanente** La lampada rimane costantemente accesa sia in presenza che in assenza di rete. Questo tipo di funzionamento è adatto ad illuminare un pittogramma per segnalare la via di esodo.
M	***M (Maintained)*** *The light remains on constantly if the power grid is operational or not. This type of operation is suitable for illuminating a pictogram to indicate the escape route.*
850°	Apparecchio che resiste alla prova del filo incandescente a 850° *The device passes the glow wire test at 850°.*
M M	Apparecchio idoneo all'installazione sui mobili. *The device passes the glow wire test*
	Apparecchio in classe II, senza morsetto o terminale di terra. *Class II device without terminal block or earth terminal*
	Apparecchio per uso indipendente *Independent use driver*
	Apparecchio con corpo costruito con materiali riciclabili *The body of this device is made of recyclable material*
CE	Tutti i prodotti sono costruiti nel rispetto delle Normative Europee *All products are manufactured in compliance with European Standards*
N NEMKO	Sicurezza + compatibilità elettromagnetica *Safety + electromagnetic compatibility*

LED SPOT EMER SE 3H AUTOTEST

MADE IN ITALY

Potenza*:	3W	***Power*:**	*3W*
Alimentazione:	220-240V~.	***Current:***	*220-240V~.*
Funzionamento:	SE (Solo Emergenza)	***Functioning:***	*N/M (Non-Maintained) .*
Conforme alle norme:	EN60598-1; EN60598-2-1; EN60598-2-2; EN60598-2-22; EN62493; EN62471; EN62031; EN61347-1; EN61347-2-7; EN61347-2-13; EN55015; EN61000-3-2; EN61000-3-3; EN61547-EN1838	***According to standard:***	EN60598-1; EN60598-2-1; EN60598-2-2; EN60598-2-22; EN62493; EN62471; EN62031; EN61347-1; EN61347-2-7; EN61347-2-13; EN55015; EN61000-3-2; EN61000-3-3; EN61547-EN1838
Grado di protezione:	IP42	***IP Degree:***	*IP42*
Inibizione:	vedi tabella	***Inibition:***	*See table*
Temperatura ambiente:	0-35°C	***Operating ambient temperature:***	*0-35°C*
Installazioni:	Incasso.	***Installation:***	*Flush mounting.*
Corpo:	Policarbonato bianco.	***Body:***	*White polycarbonate.*
2 Ottiche:	Simmetrica - Corridoio.	***2 Optics:***	*Symmetric - Corridor*
Schermo:	Policarbonato trasparente.	***Shield:***	*Transparent polycarbonate.*



Apparecchiatura di sicurezza LED per l'illuminazione di vie di fuga conforme alle norme EN1838.

LED SPOT EMER è composto da:
- Faretto con led.
- Alimentatore per ricarica batteria.
- Batteria Life P04 3,2V 1500mAh.
- Due ottiche intercambiabili.

LED safety equipment for lighting escape routes compliant with EN1838 standards.
***SPOT EMER LED** is made up of:*
- *Spotlight with LED.*
- *Power supply unit to recharge the battery.*
- *Battery Life P04 3.2V 1500mAh.*
- *Two interchangeable optics.*



Faretto diametro 60mm da incasso in policarbonato bianco completo di inverter per emergenza con autotest e batteria. **LED SPOT EMER** viene fornito con ottica simmetrica già montata e ottica con lente asimmetrica (corridoio).
Funzionamento in SE – Non permanente: il faretto (spento normalmente), in caso di black out si accende per 3 ore.

Flush mounting spotlight diameter 60mm in white polycarbonate complete with emergency inverter with autotest and battery. SPOT EMER LED is supplied with pre-mounted symmetrical optics and asymmetrical lens optics (corridor).
Operation in SE – Not permanent: the spotlight (normally switched off), in the event of a blackout, turns on for 3 hours.

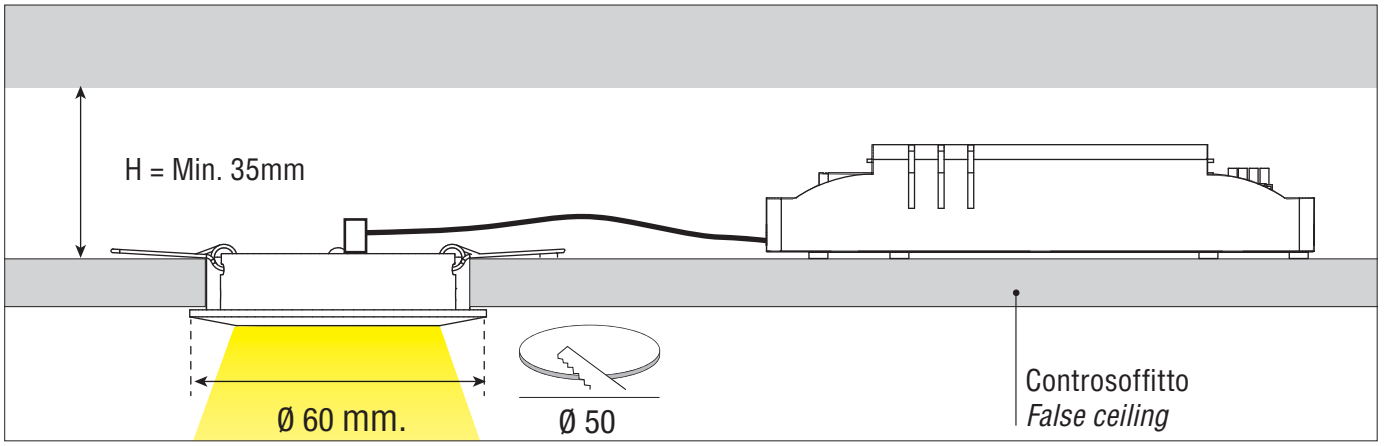



LED SPOT EMER con due ottiche a corredo "ottica simmetrica" e "ottica corridoi" che permette l'illuminazione ottimale delle vie di esodo.

LED SPOT EMER with two optics supplied with "symmetrical optic" and "corridor optic" which allows optimal lighting of escape routes.

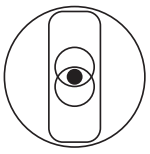

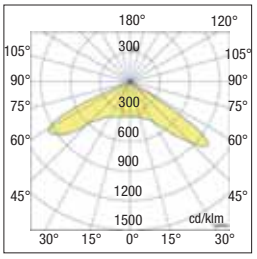

Ottica corridoi
Corridor optic



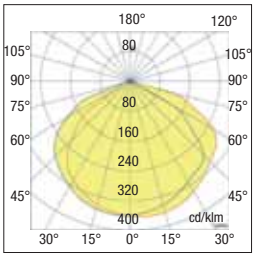

Ottica simmetrica
Symmetric optic

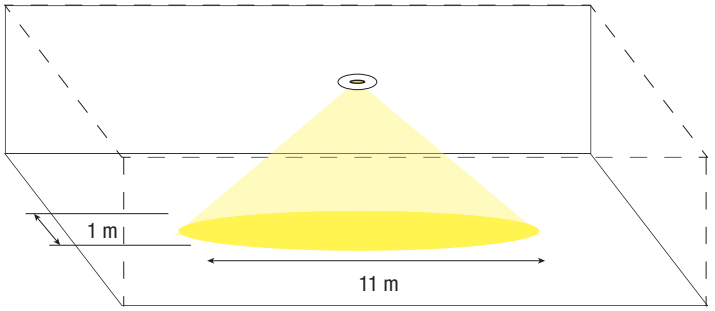

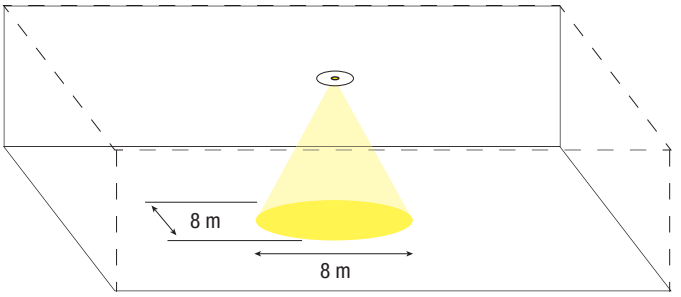

220-240 Vac | 50-60 Hz | IP42 | IK10 | 850° | +40 C° -20

LED SPOT EMER AUTOTEST

Descrizione *Description*	Potenza *Power* W	Versione *Version*	Autonomia *Autonomy* h.	Inibizione *Inhibition* switch	Batteria Life P04 *Battery Life P04* Volt	mAh	Ricarica *Recharge* h.	Flusso medio *Average flow* SE lm	n° LED	Pcs	Codice *Code*
SPOTEMER IP42 SE 3H AT X	3	SE	3	NO	3,2	1500	12	200	1	1	8550REL

Indicatori LED Autodiagnosi - *LED indicator Autotest*

	Fisso - *Fixed light*	1 Lampeggio *1 Flashed light*	2 Lampeggi *2 Flashed light*	3 Lampeggi *3 Flashed light*
Verde - *Green*	Condizione normale /Batteria carica *Normal condition / Battery full*	-	-	-
Rosso - *Red*		Batteria guasta *Faulty battery*	*Faretto guasto Faulty spotlight*	autonomia insufficiente *insufficient autonomy*

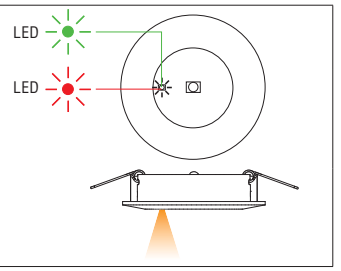

LED Cuculo - Lampada di emergenza

MADE IN ITALY

Potenza*:	1,5W (11W*)	***Power*:**	*1,5W (11W*)*
Alimentazione:	220-240V~, 110V~ a richiesta.	***Current:***	*220-240V~, 110V~ on request.*
Funzionamento:	SA (Sempre accesa) - SE (Solo Emergenza)	***Functioning:***	*M (Maintained) - N/M (Non-Maintained) .*
Conforme alle norme:	EN60598-1; EN60598-2-2; EN60598-2-22; EN62471; EN62031; EN61347-1; EN61347-2-13.	***According to standard:***	*EN60598-1; EN60598-2-2; EN60598-2-22; EN62471; EN62031; EN61347-1; EN61347-2-13.*
Grado di protezione:	IP54	***IP Degree:***	*IP54*
Inibizione:	vedi tabella	***Inibition:***	*See table*
Autonomia:	1h, 2h	***Autonomy:***	*1h, 2h*
Temperatura ambiente:	-20 °C ÷ +40 °C.	***Operating ambient temperature:***	*-20 °C ÷ +40 °C.*
Installazioni:	Soffitto, parete, binario trifase, incasso controsoffitto.	***Installation:***	*Ceiling, wall, three-phase track, recessed false ceiling.*
Alimentatore:	driver elettronico a corrente costante.	***Driver:***	*Electronic constant current driver.*
Corpo:	Policarbonato bianco RAL 9003.	***Body:***	*White polycarbonate RAL 9003.*
Sorgente:	Modulo LED	***Light source:***	*LED module*
Ottica:	Simmetrica	***Optic:***	*Simmetrical*
Schermo:	Policarbonato opale schermo alluminio antivandalo 503-54	***Shield:***	*Opal polycarbonate* *Aluminium anti-vandalism protection shield 503-54*

* Potenza indicativa per il confronto con lampada di emergenza con tubo fuorescente (a parità di lumen prodotti).

** Power indicative by comparison with emergency lamps with fluorescent tube (at the same produced lumen).*

Accessori non inclusi - *Not included accessoires*

da ordinare separatamente - *to be ordered separately*

Fig.	**Descrizione/*Description***	Codice/Code
1	Scatola sporgente per 503 - *Protuding box for 503*	503BOX
2	Kit 5 segnali di sicurezza adesivi - *Kit 5 safety signs adhesives*	R00323

1 Cod. 503BOX per Cuculo 503 e 503-54
Cod. 503BOX for Cuculo 503 and 503-54



LED CUCULO 503

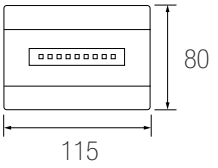

LED Cuculo 503 + Cod. **503BOX**
Sporgente - Wall mounting



2 **LED Cuculo 503**+ Cod. **R00323**



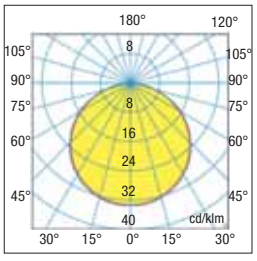

Dati fotometrici
Photometric data

Batteria di ricambio- *Replacement battery*

Fig.	**Descrizione/*Description***	Code
4)	Batteria - Battery 2,4V - 800mAh - SE / SA	00PB1800
5)	Batteria - Battery 2,4V - 1600mAh - HSE	00PB1600

4) Cod. 00PB1800



5) Cod. 00PB1600



LED Cuculo - Safety lighting



Lampada di emergenza a LED da incasso ha lo scopo di rendere l'ambiente sicuro e confortevole. L'apparecchio utilizza 3 LED ad alta luminosità e a basso consumo energetico, con elevata durata di funzionamento rispetto alle lampade tradizionali.
Alimentata da un pacco batteria ricaricabile e sostituibile è utilizzata in caso di blackout della rete elettrica, per illuminare il percorso di un Vostro ambiente; è dotata di ingresso per comando remoto di Test e modo di riposo tramite apparecchio opzionale di controllo (S-TE) .
Risponde alla normativa italiana CEI 64-8 che ne prevede l'installazione in ogni abitazione e alla norma EN60598-2-22 che definisce le caratteristiche dei prodotti per l'illuminazione di emergenza.
Progettata per l'installazione ad incasso fissa, non estraibile, per scatola 503.

Recessed LED emergency lamp has the purpose of making the environment safe and comfortable. The luminaire uses 3 high brightness and low energy consumption LEDs, with a long operating life compared to traditional lamps.
Powered by a rechargeable and replaceable battery pack, it is used in the event of a blackout in the electricity grid, to illuminate the path of your environment; it is equipped with an input for remote control of Test and rest mode via an optional control device (S-TE).
It complies with the Italian CEI 64-8 standard which provides for its installation in every home and with the EN60598-2-22 standard which defines the characteristics of emergency lighting products.
Designed for fixed, non-extractable recessed installation for 503 box.

Incasso
Recessed



Incasso cartongesso
Recessed plasterboard



220-240 Vac | 110 Vac a richiesta on demand | 50/60 Hz | IP54 | IK07 | 850° | +40 C° -20

LED Cuculo 503

Descrizione *Description*	Potenza* *Power* W	Versione *Version*		Autonomia** *Autonomy* h.	Inibizione *Inhibition* switch	Batteria *Battery Ni-Cd* Volt	Batteria *Battery Ni-Cd* Ah	Ricarica *Recharge* h.	Flusso medio *Average flow* SE lm	Flusso medio *Average flow* SA lm	n° LED	Assorb. max W SE	Assorb. max W SA	Pcs	Codice *Code*
CUCULO IP40 11 SE 1H V X	1,5W (11W*)	SE		1(3)	NO	2,4	0,8	12		-	5		-	10	503SE
CUCULO IP40 11 SA-SE 1H V X	1,5W (11W*)		SA	1(3)	NO	2,4	0,8	12		50	9		2,2	10	503SA

*Potenza indicativa per il confronto con tubo fuorescente (a parità di lumen prodotti) - *Power indicative by comparison with fluorescent tube (at the same produced lumen).*

**Rimuovendo il Jumper interno si triplica l'autonomia e si riduce ad 1/3 il flusso luminoso - *Removing the internal Jumper triples autonomy and reduces the light flow to 1/3*

LED KEYEMER

Emergenza 1 modulo per scatola 503 con attacco Keystone
Emergency 1 module for box 503 with Keystone connection

MADE IN ITALY

Potenza*:	0,5W
Alimentazione:	100/220-240V~.
Funzionamento:	SA (Sempre accesa) - SE (Solo Emergenza)
Conforme alle norme:	EN60598-1; EN60598-2-2; EN60598-2-22; EN62471; EN62031.
Grado di protezione:	IP20
Inibizione:	vedi tabella
Autonomia:	2h
Temperatura ambiente:	-20°C ÷ +40°C.
Installazioni:	Incasso da scatola 503 con aggancio "KEYSTONE.
Alimentatore:	driver elettronico.
Corpo:	Policarbonato trasparente.
Sorgente:	LED
Ottica:	Simmetrica.
Schermo:	Policarbonato trasparente.

***Power*:**	*0,5W*
Current:	*100/220-240V~.*
Functioning:	*M (Maintained) - N/M (Non-Maintained) .*
According to standard:	*EN60598-1; EN60598-2-2; EN60598-2-22; EN62471; EN62031*
IP Degree:	*IP20*
Inibition:	*See table*
Autonomy:	*2h*
Operating ambient temperature:	*-20°C ÷ +40°C.*
Installation:	*Flush mounting from box 503 with "KEYSTONE" coupling.*
Driver:	*Electronic driver.*
Body:	*Transparent polycarbonate.*
Light source:	*LED*
Optic:	*Symmetric.*
Shield:	*Transparent polycarbonate.*

Punti di forza:

- Compatibile con le principali serie civili mediante adattatori (inclusi).
- Prodotto da incasso con aggancio "KEYSTONE".
- Ingombro da un solo modulo.
- Funzione 2 in 1 SA (Sempre accesa) - SE (Solo Emergenza).
- Consumo <1W.

Strengths;

- *Compatible with the main civil range using adapters (included).*
- *Flush mounting product with "KEYSTONE" coupling.*
- *Single module footprint.*
- *Function 2 in 1 M (Maintained) - N/M (Non-Maintained).*
- *Consumption <1W.*



Dispositivo di Emergenza a LED da incasso con ingombro a un modulo, ideale per applicazioni residenziali. Installazione in serie civili Biticino o Vimar con funzione in modalità sempre accesa (segnapasso) o solo emergenza.

LED flush mounting emergency device with one module footprint, ideal for residential applications. Installation in a Biticino or Vimar civil range functioning in always on mode (stair light) or emergency only.

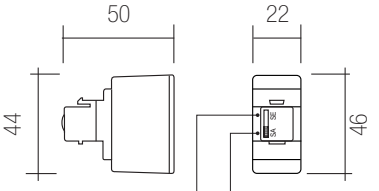

SA = Lampada accesa: SA (sempre accesa) in caso di black-out la luce rimane accesa.

M = *Lamp on: M (Maintained) in case of black-out, the light remains on.*

SE = LED verde acceso: SE (solo emergenza) funzione lampada in emergenza, si accende solo in caso di black-out.

N/M= *LED green on: N/M (Non-Maintained), emergency luminaire function, It turns on only in case of power failure.*

Accessori non inclusi - *Not included accessoires*

da ordinare separatamente - *to be ordered separately*

Codice/Code		Adattatore Keyemer compatibile con serie civile - *Keyemer adapter compatible with civil range*
FRT05	1	BTICINO MAGIC AVORIO
FRT35	2	BTICINO LIVING NERO
FRT290	3	BTICINO AXOLUTE BIANCO
FRT200	4	BTICINO AXOLUTE HS DARK
FRT20	5	VIMAR IDEA NERO
FRT310	6	VIMAR ARKE' BIANCO

1

BTICINO MAGIC

2

BTICINO LIVING

3

BTICINO AXOLUTE

4

BTICINO AXOLUTE

5

VIMAR IDEA

6

VIMAR ARKE'

LED Safety Lighting

MADE IN ITALY

Adattatore Keyemer inclusi nella confezione
Keyemer adapter included in the package

	Compatibile con serie civile - Compatible with civil range
7	BTICINO LIVING LIGHT BIANCO
8	BTICINO LIVING LIGHT INTERNATIONAL NERO
9	BTICINO MATIX BIANCO
10	VIMAR PLANA BIANCO
11	VIMAR ARKE' NERO




7
BTICINO LIVING LIGHT


8
BTICINO LIVING LIGHT INTERNATIONAL


9
BTICINO MATIX


10
VIMAR PLANA


11
VIMAR ARKE'



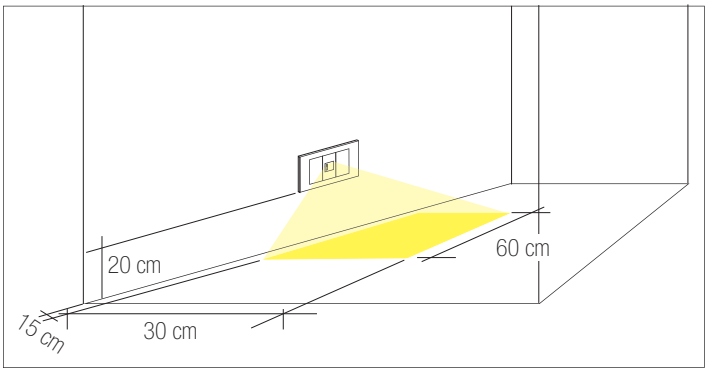

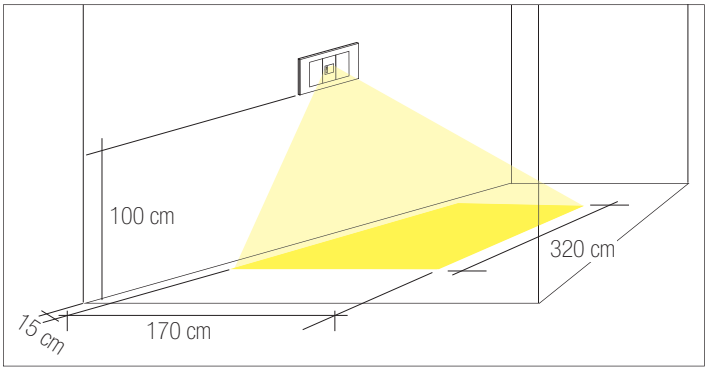

LED Safety Lighting

100 Vac | 220-240 Vac | 50-60 Hz | IP20 | IK10 | 850° | +40 C° -20

LED KEYEMER

Descrizione *Description*	Potenza *Power* W	Versione *Version*		Autonomia *Autonomy* h.	Inibizione *Inhibition* switch	Batteria *Battery Ni-Mh* Volt	mAh	Ricarica *Recharge* h.	Flusso medio *Average flow* SE lm	SA lm	n° LED	Pcs	Codice *Code*
KEYEMER IP20 SA-SE 2H V X	0,5	SE	SA	2	NO	3,6	80	8	30	5	1	1	KEI0001

Testaletto LED



TRAVE TESTALETTO PER CAMERE DI DEGENZA DI STRUTTURE OSPEDALIERE O CASE DI CURA CON SERVIZI MULTIPLI INTEGRATI SU CANALE E VANO GAS MEDICALI. CONFORME ALLA DIRETTIVA 93/42/CE "DISPOSITIVI MEDICI"

BEDHEAD LIGHT FOR HOSPITAL OR CLINIC APPLICATION WITH INTEGRATED ELECTRICAL DEVICES AND MEDICAL GAS ARRANGEMENT IN COMPLIANCE WITH 93/42/CEE MEDICAL DEVICE DIRECTIVE

STRUTTURA
Corpo in alluminio estruso ed anodizzato in colore naturale o verniciato in colore RAL a richiesta (spessore medio di 2,5 mm) con spigoli arrotondati. Disponibile anche in ossidazione legno naturale. Testine di chiusura in ABS grigio perla con bordi arrotondati (personalizzabili a richiesta) e fissate con una sola vite per rendere semplice la sola vite per rendere semplice la sostituzione delle lampade o qualsiasi altro intervento di manutenzione straordinaria. Completo di base fissaggio rapido a parete in acciaio zincato. Disponibile in diverse lunghezze a seconda del numero di letti presenti.
OTTICA
Vano ottico superiore per illuminazione generale indiretta e vano ottico inferiore per luce di lettura e visita. Entrambi i vani montano lastre piane in materiale acrilico trasparente con prismi longitudinali, lisci all'esterno per una facile pulizia e passati con depolarizzante per evitare il deposito di polvere. I prismi sono inoltre orientati in modo da dare la più idonea distribuzione asimmetrica del fascio luminoso verso i piedi dell'ammalato. Riflettore interno in lamiera di acciaio verniciata in bianco.
CABLAGGIO LED
Moduli LED ad alta efficienza 130 lm/W con IRC>90. Standard di alimentazione 230V-50Hz con driver dedicati. Cablaggio con alimentatori elettronici per lampade fluorescenti T8/T5 a richiesta. All'interno della trave vi sono due diverse canalizzazioni per 230V e per le bassissime tensioni con morsettiere situate in prossimità dell'ingresso cavi. Tutti i cablaggi fanno capo ad una o più morsettiere del tipo presa/spina.
GAS MEDICALI
Ogni trave è dotata di uno scomparto posteriore, completamente separato dallo scomparto per i conduttori elettrici, che può contenere fino a quattro tubi per gas medicali (non inclusi).
CONFIGURAZIONI
I servizi elettrici, i sistemi di chiamata e i vari tipi di illuminazione vengono selezionati in base alle esigenze applicative del cliente.

*** Le misure riportate sono puramente indicative. I seguenti articoli sono infatti personalizzabili a seconda delle esigenze tecniche ed estetiche del cliente.**
Richiedere un preventivo.

STRUCTURE
The body is made of steel sheet painted in RAL colour upon request (average thickness of 2,5 mm) with rounded edges. Also available in natural wood oxidation. Closing heads in pearl gray ABS with rounded edges and fixed with a single screw for an easy maintenance. Wall fixing with quick fastening steel plate. Available in different lengths according to the number of the hospital beds.
OPTICS
Superior optical compartment for indirect lighting and lower optical compartment designed to contain light for reading and patient control. Both compartments have a PMMA diffusor with longitudinal prisms, smooth on the outside for easy cleaning and depolarized to avoid the deposit of dust. The prisms are also oriented in order to give the most appropriate asymmetric beam towards the feet of the patient. The internal reflector is made of white painted steel sheet.
POWER LED
High efficiency LED modules 130 lm/W CRI>90. Standard 230V/50Hz with dedicated driver. Electronic ballast for fluorescent T8/T5 lamps on request. The profile has two different ducts for 230V and for very low voltages with terminal blocks located near the cable entry. All wirings are part of one or more terminals with fast connectors.
MEDICAL GAS
Each profile is provided with a rear compartment which is completely separated from the electrical one and contain up to four medical gases tubes.
LAYOUT
The electrical devices, call systems and various types of lighting are selected according to the customer needs.

****The data are not binding. These products, in fact, are completely customizable according to the technical and stylist needs.***
Required a quotation.

Testaletto 4501 LED



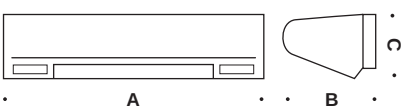

HOSPITAL

230V 50/60Hz

IK07 IP40

CRI>90

DRIVER INCLUDED

colour	Vac	lm/W	A mm	B mm.	C mm.	CELL
B	230	130	660	185	120	4501.066
B	230	130	960	185	120	4501.096
B	230	130	1300	185	120	4501.130
B	230	130	1600	185	120	4501.160

230V 50/60Hz IK07 IP40

Testaletto 4502 LED



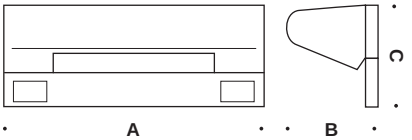

HOSPITAL

CRI>90

DRIVER INCLUDED

colour	Vac	lm/W	A mm	B mm.	C mm.	CELL
B	230	130	660	185	200	4502.066
B	230	130	960	185	200	4502.096
B	230	130	1300	185	200	4502.130
B	230	130	1600	185	200	4502.160

Testaletto 4503 LED



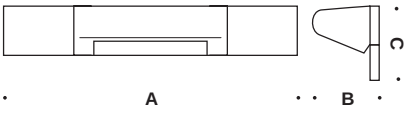

HOSPITAL

CRI>90

DRIVER INCLUDED

colour	Vac	lm/W	A mm	B mm.	C mm.	CELL
B	230	130	1600	242	300	4503.160
B	230	130	1900	242	300	4503.190
B	230	130	3500	242	300	4503.350
B	230	130	5100	242	300	4503.510

Testaletto 4504 LED



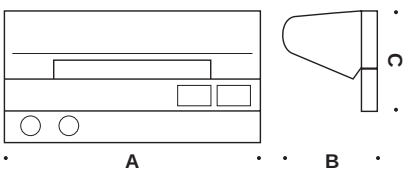

HOSPITAL

CRI>90

DRIVER INCLUDED

colour	Vac	lm/W	A mm	B mm.	C mm.	CELL
B	230	130	1600	242	300	4504.160
B	230	130	1900	242	300	4504.190
B	230	130	3500	242	300	4504.350
B	230	130	5100	242	300	4504.510

Clean LED

STRUTTURA
Corpo in lamiera di acciaio spessore 0,6 mm. Cornice porta schermo con guarnizione stagna in lamiera di acciaio fissata con viti in acciaio INOX. Verniciatura a polveri epossidiche bianco RAL 9003 con trattamento anti-invecchiamento e anti-ingiallimento.
Serie 4109 adatta per l'installazione in controsoffitti con orditura a vista.
Serie 4139 adatta per l'installazione in controsoffitti con orditura nascosta.
Serie 4108 adatta per l'installazione a plafone.
Versioni da incasso equipaggiate con staffe laterali regolabili con asola per eventuale pendinatura. Versioni per controsoffitti speciali disponibili a richiesta.

OTTICA
Diffusore in policarbonato con microprismi conici a luminanza controllata.
Luminanza media < 3.000 cd/m2 per angoli >65° radiali, UGR<19.
Ottica con flusso controllato conforme alla normativa UNI EN 12464-1 e al D.Lgs. 81/2008.
Rischio fotobiologico esente (RG0).

CABLAGGIO
Moduli LED ad alta efficienza dedicati, fattore di potenza >0,95.
Durata utile L85/B10/C0: 90.000 ore (Tp 25°C).
Temperatura colore 4.000°K, IRC (indice di resa cromatica)
>90, MacAdam SDCM 2. Versioni 3.000°K o 5.000°K disponibili a richiesta.
Standard di alimentazione 230V/50Hz con driver dedicato incluso.

ACCESSORI
Kit Emergenza 1h (cod. 2)
Kit Emergenza 3h (cod. 3)
Kit dimmerabile 1-10V (cod. 4)
Kit dimmerabile DALI (cod. 5)

*** Le misure riportate sono puramente indicative. I seguenti articoli sono infatti personalizzabili a seconda delle esigenze tecniche ed estetiche del cliente.**
Richiedere un preventivo.

STRUCTURE
The body is made of steel sheet thickness 0,6mm. Steel diffusor frame with stainless screws. White powder coating RAL 9003. Waterproof gasket. Series 4109 for false ceiling with visible structure.
Series 4139 for false ceiling with hidden structure.
Series 4108 for ceiling installation.
All the recessed version are equipped with adjustable brackets with suspension hole.
Special false ceiling version available on request.

OPTICS
Diffusor in polycarbonate with conical microprism.
Luminance with <3.000 cd/m2 radial >65°, UGR<19.
Compliant to the UNI EN 12464-1 and D.Lgs. 81/2008 rules.
Photobiological safety risk exempt (RG0).

POWER
High efficiency LED modules, power factor >0,95.
Lifetime L85/B10/C0: 90.000 ore (Tp 25°C).
Colour 4.000°K, CRI (color rendering index) >90, initial tolerance MacAdam SDCM 2.
3.000°K or 5.000°K version available on request. Power supply 230V/50Hz. LED driver included.

ACCESSORIES
Emergency kit 1h (code 2)
Emergency kit 3h (code 3)
Dimmable 1-10V kit (code 4)
Dimmable DALI kit (code 5)

****The data are not binding. These products, in fact, are completely customizable according to the technical and stylist needs.***
Required a quotation.

230V 50/60Hz IK07 IP55

Clean LED Recessed



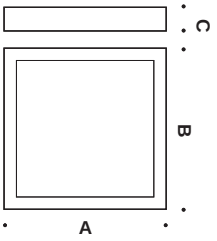

HOSPITAL

CRI>90

DRIVER INCLUDED

colour	W max	Vac	lm TC=25°C	lm output	K	A mm.	B mm.	C mm.	Kg	CELL
B	20	230	3.200	2.620	4000	295	595	90	3	4109.204
B	40	230	6.400	5.360	4000	595	595	90	3,50	4109.404
B	60	230	9.600	6.604	4000	595	595	90	3,50	4109.604
B	50	230	8.000	5.445	4000	295	1.195	90	3,90	4109.504
B	100	230	15.000	12.889	4000	595	1.195	90	5,00	4109.104
B	40	230	6.400	5.360	4000	598	598	90	3,50	4139.404
B	60	230	9.600	6.604	4000	598	598	90	3,50	4139.604
B	50	230	8.000	5.445	4000	298	1.198	90	3,90	4139.504
B	100	230	15.000	12.889	4000	598	1.198	90	5,00	4139.104

Clean LED Plafone



colour	W max	Vac	lm TC=25°C	lm output	K	A mm.	B mm.	C mm.	Kg	CELL
B	20	230	3.200	2.620	4000	300	600	80	3,50	4108.204
B	40	230	6.400	5.360	4000	600	600	80	4	4108.404
B	60	230	9.600	6.604	4000	600	600	80	4	4108.604
B	50	230	8.000	5.445	4000	300	1.200	80	4,30	4108.504
B	100	230	15.000	12.889	4000	600	1.200	80	5,50	4108.104

Aseptic LED

STRUTTURA
Corpo in lamiera di acciaio spessore 0,6 mm. Cornice porta schermo con guarnizione stagna in lamiera di acciaio fissata con viti in acciaio INOX. Verniciatura a polveri epossidiche bianco RAL 9003 con trattamento anti-invecchiamento e anti-ingiallimento.
Serie 4111 adatta per l'installazione in controsoffitti con orditura a vista.
Serie 4131 adatta per l'installazione in controsoffitti con orditura nascosta.
Serie 4110 adatta per l'installazione a plafone.
Versioni da incasso equipaggiate con staffe laterali regolabili con asola per eventuale pendinatura. Versioni per controsoffitti speciali disponibili a richiesta.

OTTICA
Diffusore in policarbonato con microprismi conici a luminanza controllata.
Luminanza media < 3.000 cd/m2 per angoli >65° radiali, UGR<19.
Ottica con flusso controllato conforme alla normativa UNI EN 12464-1 e al D.Lgs. 81/2008.
Rischio fotobiologico esente (RG0).

CABLAGGIO
Moduli LED ad alta efficienza dedicati, fattore di potenza >0,95.
Durata utile L85/B10/C0: 90.000 ore (Tp 25°C).
Temperatura colore 4.000°K, IRC (indice di resa cromatica)
>90, MacAdam SDCM 2. Versioni 3.000°K o 5.000°K disponibili a richiesta.
Standard di alimentazione 230V/50Hz con driver dedicato incluso.

ACCESSORI
Kit Emergenza 1h (cod. 2)
Kit Emergenza 3h (cod. 3)
Kit dimmerabile 1-10V (cod. 4)
Kit dimmerabile DALI (cod. 5)

*** Le misure riportate sono puramente indicative. I seguenti articoli sono infatti personalizzabili a seconda delle esigenze tecniche ed estetiche del cliente.**
Richiedere un preventivo.

STRUCTURE
The body is made of steel sheet thickness 0,6mm. Steel diffusor frame with stainless screws. White powder coating RAL 9003. Waterproof gasket. Series 4109 for false ceiling with visible structure.
Series 4111 suitable for installation in false ceilings with exposed warping.
Series 4131 suitable for installation in false ceilings with hidden warping.
Series 4110 suitable for ceiling installation.
All the recessed version are equipped with adjustable brackets with suspension hole.
Special false ceiling version available on request.

OPTICS
Diffusor in polycarbonate with conical microprism.
Luminance with <3.000 cd/m2 radial >65°, UGR<19.
Compliant to the UNI EN 12464-1 and D.Lgs. 81/2008 rules.
Photobiological safety risk exempt (RG0).

POWER
High efficiency LED modules, power factor >0,95.
Lifetime L85/B10/C0: 90.000 ore (Tp 25°C).
Colour 4.000°K, CRI (color rendering index) >90, initial tolerance MacAdam SDCM 2.
3.000°K or 5.000°K version available on request. Power supply 230V/50Hz. LED driver included.

ACCESSORIES
Emergency kit 1h (code 2)
Emergency kit 3h (code 3)
Dimmable 1-10V kit (code 4)
Dimmable DALI kit (code 5)

****The data are not binding. These products, in fact, are completely customizable according to the technical and stylist needs.***
Required a quotation.

230V 50/60Hz IK07 IP66

Aseptic LED Recessed



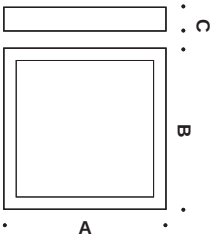

HOSPITAL

CRI>90

DRIVER INCLUDED

colour	W max	Vac	lm TC=25°C	lm output	K	A mm.	B mm.	C mm.	Kg	CELL
B	20	230	3.200	2.620	4000	295	595	90	3	4111.204
B	40	230	6.400	5.360	4000	595	595	90	3,50	4111.404
B	60	230	9.600	6.604	4000	595	595	90	3,50	4111.604
B	50	230	8.000	5.445	4000	295	1.195	90	3,90	4111.504
B	100	230	15.000	12.889	4000	595	1.195	90	5,00	4111.104
B	40	230	6.400	5.360	4000	598	598	90	3,50	4131.404
B	60	230	9.600	6.604	4000	598	598	90	3,50	4131.604
B	50	230	8.000	5.445	4000	298	1.198	90	3,90	4131.504
B	100	230	15.000	12.889	4000	598	1.198	90	5,00	4131.104

Clean LED Plafone



colour	W max	Vac	lm TC=25°C	lm output	K	A mm.	B mm.	C mm.	Kg	CELL
B	20	230	3.200	2.620	4000	300	600	80	3,50	4110.204
B	40	230	6.400	5.360	4000	600	600	80	4	4110.404
B	60	230	9.600	6.604	4000	600	600	80	4	4110.604
B	50	230	8.000	5.445	4000	300	1.200	80	4,30	4110.504
B	100	230	15.000	12.889	4000	600	1.200	80	5,50	4110.104

Nasce nel 1967 dalla passione e dall'ingegno di Giuseppe Pisati e oggi dai suoi nipoti Joseph, Julius e Jodie.
Il solido know-how nel campo della componentistica ha permesso a **Relco** di andare oltre, sviluppando una propria linea di apparecchi di illuminazione con più di 200 prodotti (2500 referenze), da utilizzare sia in outdoor che indoor. Molti dei nostri progetti sono consultabili nel sito:
www.relcogroup.com

It was born in 1967 from the passion and ingenuity of Giuseppe Pisati and today from his grandchildren Joseph, Julius and Jodie.
The solid know-how in the field of components has allowed Relco to go further, developing its own line of lighting fixtures with more than 200 products (2500 references), to be used both indoors and outdoors. Many of our projects can be consulted on the site:
www.relcogroup.com



SERVIZIO AL CLIENTE - SERVICE FOR THE CUSTOMERS



Consulta il nostro sito ottimizzato per tablet e smartphone
Dovunque tu sia potrai avere informazioni dettagliate su: prodotti, punti vendita, informazioni tecniche e commerciali, e potrai effettuare il download di cataloghi, schede tecniche e listini aggiornati in tempo reale.

Check out our website designed for tablets and smartphones
Wherever you are, you will be able to access detailed information on: products, outlets, technical and marketing information, and you will be able to download catalogues and price lists updated in real time.



Progettazione
La certificazione fotometrica dei nostri apparecchi viene sempre effettuata da un laboratorio fotometrico esterno. Efficienza luminosa e "lm Output" sono quindi il risultato di un ente terzo in alcun modo vincolato a Relco S.r.l. I progetti illuminotecnici sviluppati da Relco mettono a disposizione dei clienti le soluzioni più efficaci per esigenze spesso molto complesse. La definizione di ogni progetto determina un'autentica partnership tra le parti. La nostra realtà è a completa disposizione di progettisti che realizzano lavori con un alto profilo tecnologico: **projects@relcogroup.com**

Project
The lumen output performance of our lighting fixtures is always tested by third party accredited laboratories. The fixture efficiency and lm output are the results attested by a third party laboratory which is not bonded to Relco S.r.l. The lighting projects developed by Relco make the most efficient solutions to very complex issues available to customers. Defining each project results in an authentic partnership between the parties. Our company is at the full service of designers working on highly technological projects:
projects@relcogroup.com

Confort visivo - *Visual confort*



Controllo dell'abbagliamento

L'illuminazione degli spazi operativi in un'ottica smart, deve essere in grado di migliorare il senso di benessere di chi lavora seguendo le necessità degli utenti finali.
I sistemi di regolazione di **RELCO** consentono di trovare il giusto equilibrio tra luce artificiale e luce naturale proveniente dall'esterno.
Ciò consente di dare sostegno al bioritmo umano e creare le migliori condizioni visive per ogni attività.
Un ambiente confortevole sotto il profilo illuminotecnico incoraggia la creatività delle persone che lo abitano.
Relco offre soluzioni illuminotecniche globali, in grado di offrire valore aggiunto all'unione tra luce e architettura.
Ampia scelta di apparecchi LED e sistemi di comando per le applicazioni più svariate dell'illuminazione professionale di: uffici e istituti didattici, negozi, hotel e wellness, salute e cura, arte e cultura, industria e tecnica.
Relco sa trovare il giusto equilibrio fra qualità della luce ed efficienza energetica sviluppando soluzioni illuminotecniche su misura.
Veniamo incontro alle vostre esigenze specifiche e alle necessità degli utenti, senza mai perdere di vista l'obiettivo di trovare la luce migliore per l'uomo e per l'ambiente.

Glare control

The lighting of the work areas from a smart perspective must be able to improve the well-being of those who work according to the needs of end users.
The RELCO regulation systems allow the right balance to be found between artificial light and natural light coming from outside.
This allows us to support human biorhythm and create the best visual conditions for any activity.
A comfortable environment in terms of lighting encourages the creativity of the people who live in it.
Relco offers global lighting solutions, able to offer added value to the combination of light and architecture.
A wide selection of LED fixtures and control systems for various professional lighting applications: offices and educational institutions, shops, hotels and wellness, health and care, art and culture, industry and engineering.
Relco knows how to find the right balance between quality of light and energy efficiency by developing customised lighting solutions.
We meet your specific needs and users' needs, without ever taking our eyes off the goal of finding the best light for humans and the environment.

UGR<... **Classificazione valori UGR in funzione delle applicazioni.**
UGR value classification based on application.

UGR≤16	**Applicazioni molto impegnative** (disegni tecnici, lavoro a videoterminale). ***Highly demanding applications*** *(technical drawings, working with video display terminals).*
UGR≤19	**Uffici e scuole** (lettura, scrittura, riunioni). ***Offices and schools*** *(reading, writing, meetings).*
UGR≤22	Applicazioni industriali, artigianato. *Industrial, artisanal applications.*
UGR>28	Abbagliamento elevato. *High glare.*

Fattore di abbagliamento UGR<19
Valore contemplato secondo la norma
(coefficiente di riflessione: soffitto 0,7 - pareti 0,5).

Factor glare UGR<19
Value calculated according to the standard
(reflection coefficient: ceiling 0.7 - walls 0.5)

L'UGR è l'indicatore dell'abbagliamento diretto derivante dall'impianto di illuminazione.
La norma Europea per l'illuminazione dei posti di lavoro in interni **UNI-EN12464-1** richiede un valore UGR specifico per ogni applicazione, compreso tra 10 e 30. Più è basso il valore, minore è l'abbagliamento.
Il valore esatto di tale indice è da calcolare su progetto in quanto dipende dalla disposizione degli apparecchi illuminanti, dalle caratteristiche dell'ambiente (dimensioni, riflessioni) e dal punto di osservazione.

UGR is the indicator to assess the direct glare coming from a lighting system.
*The **UNI-EN12464-1** European standard for lighting indoor workplaces requires a specific UGR value for every application, ranging between 10 and 30. The lower the value, the lower the glare.*
The exact value of this rating must be calculated in the design, as it depends on how the lighting fixtures are arranged, the features of the space (dimensions, reflections), and the viewpoint.

Prestazioni di alto livello - *High level performances*

Aspettativa di vita del LED e suo decadimento
LED service life expectancy and deterioration

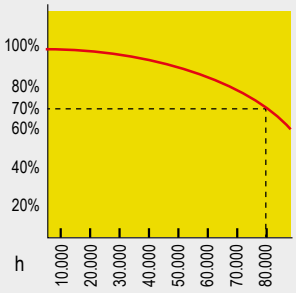

80.000h
L70B20

Flusso luminoso in %
% luminous flux

I LED diminuiscono gradualmente il loro flusso luminoso iniziale fino ad esaurirsi completamente in un periodo molto lungo. La durata di vita utile, indica la percentuale di decadimento del flusso luminoso (parametro "L") riferita ad un numero di ore utili di funzionamento. Il parametro "B" seguito da un valore normalmente compreso tra 10 e 50, indica la percentuale di componenti che, raggiunte le ore utili di funzionamento, non mantengono le caratteristiche di flusso luminoso dichiarate; ad esempio 80000h L70B20 vuol dire che l'80% dei moduli LED fornisce il 70% del flusso luminoso iniziale dopo 80000h di funzionamento.

The drop in LED flux is represented by acronym L70, which means flux at 70%. Value (B) followed by a value between 10 and 50 indicates the quality of the component being used, defining the percentage of LED that maintain the declared characteristics when the 80,000 hours have elapsed. Declared LED (L70B20) indicates that when 80,000 hours have elapsed, 80% (B20) of the LEDs have 70% of the flux they had at the beginning of their service life.

Pittogramma Low Flicker
Low Flicker pictogram



Apparecchio con flicker molto basso
Product with a very low flicker

Flicker indica lo sfarfallio visibile a occhio nudo. Può verificarsi a frequenze inferiori a 60hz e dipende da diversi fattori tra cui il ripple di uscita degli alimentatori. E' importante definire "low" non vuol dire esente, ma ridotto.

Flicker is a common issue with LED lamps. It can occur at frequencies below 60 Hz and depends on several factors, such as the ripple emitted by drivers.
Furthermore, "flicker-free" does not mean "without" but rather "very low".

RIPPLE FREE

Il **RIPPLE FREE** è un esempio dello sviluppo e ricerca sui prodotti Relco Lighting & Components. I driver LED Relco Lighting & Components sono forniti di un circuito multistadio per alimentare i LED con una corrente perfetta. Con il termine RIPPLE si fa riferimento alla dimensione della forma d'onda della corrente d'uscita del driver LED. Dove il ripple è presente la forma d'onda si deforma con conseguente surriscaldamento del LED che ne riduce la vita media. Inoltre il ripple, causa oscillazioni della luce provocando disturbi durante le riprese video. Sullo schermo verranno visualizzate una serie di righe scure in movimento verso il basso che renderanno l'immagine illeggibile. Quando si alimentano i LED con LED Driver RIPPLE FREE è possibile raggiungere le massime prestazioni ed efficienza luminosa, con la minima dissipazione di calore.

*The **RIPPLE FREE** is an example of R&D on the Relco Lighting & Components products. The Relco Lighitng & Components LED drivers are provided with multistage circuit to feed the LEDs with a perfect current. The term RIPPLE refers to the dimension of the wave form of the LED driver output current, when present this deforms the same wave form with consequent overheating of the LED with reduced average life. Also this phenomenon, cause of light oscillations, results in effects while shooting videos, where the images appear to be cut with several black lines making shooting impossible. When you feed the LEDs with LEd driver RIPPLE FREE you can achieve maximum performance and light efficiency, with minimal heat dissipation.*

Norme Europee di certificazione elettrica
Europen norms electrical certification

CE

Tutti i prodotti sono costruiti nel rispetto delle Normative Europee (2014/35/UE, 2006/95/CE, 2014/30/UE, 2004/108/CE, 2009/125/CE) come riportato nella dichiarazione di conformità UE.

All products are manufactured in compliance with European Directives (2014/35/UE, 2006/95/CE, 2014/30/UE, 2004/108/CE, 2009/125/CE) as reported in the UE conformity declaration.

Sicurezza fotobiologica
Photobiological safety

RG0

La sicurezza fotobiologica è determinata dalla quantità di radiazioni emesse dalle sorgenti luminose con lunghezza d'onda compresa tra 200nm e 3000nm.
Un'esposizione eccessiva alle radiazioni, può essere causa di danni per l'uomo.
La norma EN62471 definisce una classificazione delle sorgenti in gruppi di rischio.
RG0 Ethr: apparecchi che non presentano rischio fotobio-logico ai fini della Norma EN62471. Richiedere in sede la distanza dal punto di osservazione, se necessaria.
RG0: assenza di rischi fotobiologici ai fini della norma EN62471.
RG1 (gruppo di rischio basso): la sorgente non provoca rischi dovuti a normali limitazioni di funzionamento sull'e-sposizione.
RG2 (gruppo di rischio moderato): la sorgente non pro-voca un rischio in seguito ad una reazione istintiva guar-dando fonti molto luminose o in seguito ad una sensazione di disagio termico.

We often read about photo-biological safety in lighting design. This very important factor is determined by the amount of radiations emitted by all the sources with a wave length ranging between 200 nm and 3000 nm. Excessi-ve radiation exposure can be harmful for human health. The EN62471 standard classifies light sources into risk groups.
Risk Group 0 (RG0 Ethr): luminaires are exempt from photobiological risks in compliance with standard EN 62471. If necessary, contact our customer service for the observation distance.
RG0 (exempt risk group): the lighting source is exempt from risks in compliance with EN 62471 Standard.
RG1 (low risk group): no risk deriving from a limited emission of radiation.
RG2 (moderate risk): the lighting source does not pose hazards because of our aversion response to very bright light sources, or due to the fact that we would experien-ce thermal discomfort.

ENEC è un Marchio Europeo di Certificazione di prestazione, è stato istituito in sede CENELEC (Comitato europeo di normazione elettrotecnica) dagli organismi di certificazione elettrica che hanno aderito ad un accordo denominato "LUM AGREEMENT" per il mutuo riconoscimento di un unico marchio "ENEC" equivalente ai singoli marchi degli organismi aderenti. ENEC è un marchio ad alto valore tecnico basato su severi criteri di certificazione che offre garanzie oltre che sulla sicurezza elettrica anche sulle prestazioni dell'apparecchio elettrico. A fianco del marchio ENEC viene posto un numero che identifica l'organismo che ha rilasciato la certificazione.

ENEC is a European Certification mark for performance established at CENELEC (European Committee for Electrotechnical Standardization) by electrical certification institutions. These bodies have entered an agreement called "LUM AGREEMENT" for the mutual recognition of a sole mark, "ENEC", equivalent to the single marks of the adhering institutions. ENEC is a high value technical mark based on strict certification criteria which offers a guarantee not only on electrical safety but also on the performance of the electrical apparatus.

Certificazioni ISO 9001
ISO 9001 certification



Protezione - *Protection*

Cos'è la sovratensione?
What is a surge?

É un rapido innalzamento del valore di tensione tra parti di diverse polarità e tra queste e la terra.
Alcune sovratensioni possono superare la soglia d'isolamento o di immunità dei componenti elettronici provocandone il disservizio.

A surge is a rapid increase in voltage on a power line between parts of opposite polarities and/or the ground. Some power sur-ges may exceed the isolation or immunity threshold of electronic components causing it to fail.

Dispositivi di protezione
Surge protector

Per fare fronte ai danni causati da sovracorrenti o sovratensioni viene utilizzato un dispositivo di protezione conforme alla norma EN 61547 contro i fenomeni impulsivi atto a proteggere il modulo LED e il relativo alimentatore.

To protect lighting installations from surge, i.e. the rapid increase in voltage between parts of opposite polarities and/or the ground, Relco Components & Lighitng has equipped its luminaires with an EN 61547 compliant surge protector, capable of protecting the LED module and their related driver from voltage spikes.damages caused by lightning and overcurrents.

Modalità di protezione
Protection modes

Modo differenziale: Surge tra i conduttori di alimentazione, tra il conduttore di sovratensione verso quello di neutro. Sostanzialmente, tra fase (L) e neutro (N) non si presentano sovratensioni molto elevate perché i picchi di tensione vengono soppressi da altre apparecchiature collegate alla rete elettrica; di conseguenza è sufficiente una protezione più bassa da sovratensione. A seconda della famiglia di prodotto, Relco Lighting & Components integra quindi una protezione fino a 6 kV.
Modo comune: Surge tra i conduttori di alimentazione, L/N, verso la terra o il corpo dell'apparecchio se quest'ultimo è in classe II (se questo è installato su palo metallico). Le sovratensioni di modo comune sono ad esempio generate dai fulmini, e possono raggiungere valori molto elevati. A seconda della famiglia di prodotto, Relco Components & Lighting integra una protezione fino a 8 kV (a richiesta 10kV).

Differential mode: *Surge between power conductors, between the phase conductor to the neutral conductor. Substantially, between phase (L) and neutral (N) no substantial surges are present because voltage peaks are suppressed by other equipment connected to the power line; as a consequence a lower surge protector is sufficient. Depending on the type of product, Relco Lighitng & Components provides a protection from surges of up to 6kV*
Common mode: *Surge between power conductors, L/N, to the ground or the body of the luminaire if it is classified in class II (i.e. it is installed on a metal pole). Overvoltage in the common mode are generated by lightning strikes and may reach very high levels. Depending on the type of product, Relco Lighting & Components provides a protection from surges of up to 8 kV (10kV upon request).*

Gli effetti delle sovratensioni
The effects of surges

Sovratensioni di ridotta entità non comportano necessariamente l'immediato guasto di moduli LED o driver (se pur con protezione 4kV), se però si verificano ripetutamente possono provocare il deterioramento precoce dei LED e, di conseguenza, una durata ridotta. Sovratensioni elevate (caduta dei fulmini) si traducono invece nel guasto immediato dei moduli LED o dei driver. Nei moduli LED e nei driver le sovratensioni provocano correnti elevate (impulsi di energia). Questo fenomeno può provocare:
- guasto parziale o totale dei moduli LED o dei driver
- deterioramento accellerato dei moduli LED diminuendone la durata
- possibile guasto anche dell'interfaccia di comando

Small overvoltages do not necessarily lead to the immediate failure of LED modules or drivers (albeit with 4kV protection), but if they occur repeatedly they can cause premature deterioration of the LEDs and, consequently, a shortened life span. High overvoltages (lightning strikes), on the other hand, result in immediate failure of the LED modules or drivers. In LED modules and drivers, overvoltages cause high currents (energy pulses). This phenomenon can cause:
- partial or total failure of the LED modules or drivers
- accelerated deterioration of the LED modules reducing their duration
- possible failure of the command interface as well



Riprese televisive con illuminazione a LED
TV footage with LED lighting

Durante una trasmissione televisiva, si può notare un fastidioso sfarfallio delle immagini a rallentatore. Il fenomeno di "flicker", affatica la vista e distrae lo spettatore. Le cause dello sfarfallio possono essere: frequenza della modulazione, fluttuazione di tensione e numero di fotogrammi al secondo. Generalmente uno sfarfallio inferiore al 5% non da alcun fastidio durante le riprese fino a 150 fotogrammi al secondo. Un sistema di illuminazione con un fattore di sfarfallio (FF) inferiore a 5% è in grado di eliminare il disturbo percepito.

During a broadcast it is not uncommon to perceive an annoying flicker especially during slow motion. This flicker is distracting and should be eliminated where possible. The circumstances that produce the flicker vary upon the frequency modulation, voltage and camera frame rate.
The table below provides a general rule of flicker factor values produced by various lighting systems. A flicker factor of less than 5% will generally not cause problems for slow motion replays at up to 150 frames per second. A lighting system with a flicker factor of less than 5% will eliminate the perceived flicker at most frame rates per second used within the sports television industry.
The acceptable level of flicker factor (FF) is indicated in the Illuminan-ce Category Tables.

Tabella dei valori Flicker Factor (FF)	
Tipo di illuminazione	**Valore FF (indicativo)**
Luce naturale	0%
Apparecchi LED. La % di sfarfallio dipende dal tipo di LED e alimentatore utilizzati	< 3%
Lampade a scarica con alimentatori ad alta intensità	< 4%
Lampade a scarica con alimentatori magnetici trifase in grado di emettere luce uniforme	8 - 20%
Lampade a scarica con alimentatori elettromagnetici monofase	30 - 50%

Flicker Factor reference table (FF)	
Lighting type	***FF value (indicative)***
Daylight	*0%*
LED Luminaires % of flicker depend upon the type of LED power supply	*< 3%*
Discharge lamps with high frequency ballasts	*< 4%*
Discharge lamps with 3-phase magnetic ballasts for uniform light	*8 - 20%*
Discharge lamps with single-phase magnetic ballasts	*30 - 50%*

Protezione IP - *IP Protection*

Schema relativo alle cifre che compongono il grado IP	
Significato relativo alla prima cifra del grado di protezione	
1	Protezione da oggetti solidi maggiori di 50mm
2	Protezione da oggetti solidi maggiori di 12mm
3	Protezione da oggetti solidi maggiori di 2,5mm
4	Protezione da oggetti solidi maggiori di 1mm
5	Protezione da polveri
6	Protezione forte da polveri
Significato relativo alla seconda cifra del grado di protezione	
1	Protezione da gocce d'acqua
2	Protezione da gocce d'acqua deviate fino a 15°
3	Protezione da vapori d'acqua
4	Protezione da spruzzi d'acqua
5	Protezione da getti d'acqua
6	Protezione da getti d'acqua forti o mareggiate
7	Protezione contro l'immersione
8	Protezione contro l'immersione continua

Questo semplice schema ci suggerisce quindi che qualsiasi prodotto di illuminazione dovrà essere scelto in base al suo grado di protezione IP. Tale grado sarà il risultato della valutazione delle caratteristiche del luogo di installazione del medesimo prodotto e del suo impiego.

Diagram of the numbers that make up the IP rating	
Meaning of the first numbers of the protection rating	
1	*Protection from solid objects larger than 50 mm*
2	*Protection from solid objects larger than 12 mm*
3	*Protection from solid objects larger than 12 mm*
4	*Protection from solid objects larger than 1 mm*
5	*Protection from dust*
6	*Strong protection from dust*
Meaning of the second numbers of the protection rating	
1	*Protection from dripping water*
2	*Protection from dripping water when tilted up to 15°*
3	*Protection from spraying water*
4	*Protection from splashing water*
5	*Protection from water jets*
6	*Protection from powerful water jets or sea storms*
7	*Protection from immersion*
8	*Protection from continuous immersion*

This simple diagram suggests that any lighting fixture must be chosen based on its IP rating. This rating will be the result of an assessment of the characteristics of the place of installation of the product itself and of its use.

Esempi di IP presenti su alcuni apparecchi per interni ed esterni	
IP44	Il grado IP 44 garantisce la protezione contro la penetrazione di corpi solidi maggiori di 1 mm. Permette la protezione contro la penetrazione di liquidi da gocce, vapori o spruzzi in qualsiasi direzione
IP54	Il grado IP54 garantisce la protezione totale alla penetrazione di corpi solidi, di liquidi da gocce, vapori o spruzzi in qualsiasi direzione. Questo grado di isolamento non permette la penetrazione di polveri e liquidi non deve danneggiare l'apparecchiatura
IP55	Il grado IP55 garantisce la protezione totale alla penetrazione di corpi solidi, la penetrazione di liquidi da gocce, vapori, spruzzi e getti d'acqua in qualsiasi direzione. Inoltre non deve permettere la penetrazione di polveri e liquidi non deve danneggiare l'apparecchiatura.
IP65	Il grado IP65 garantisce la protezione totale alla penetrazione di corpi solidi, la penetrazione di liquidi da gocce, vapori, spruzzi e getti d'acqua in qualsiasi direzione. In questo grado di protezione, la penetrazione liquidi non deve danneggiare l'apparecchiatura
IP66	Il grado IP66 è garanzia di protezione totale alla penetrazione di corpi solidi e polveri, di penetrazione di liquidi da spruzzi, mareggiate e forti getti d'acqua in qualsiasi direzione. Anche in questo caso la penetrazione liquidi non deve danneggiare l'apparecchiatura
IP67	Il grado IP67 garantisce la protezione totale alla penetrazione di corpi solidi e polveri, la protezione contro l'immersione in acqua momentanea per 30 minuti a 1 metro di profondità.
IP68	Il grado IP68 permette una protezione totale alla penetrazione di corpi solidi e polveri, contro l'immersione in acqua permanente a 1 metro di profondità.
IP68-xx	Il grado IP68-XX permette una protezione totale alla penetrazione di corpi solidi e polveri, contro l'immersione in acqua permanente a xx metri di profondità

Examples of IPs present on some indoor or outdoor lamp	
IP44	*The IP 44 rating ensures protection from penetrating solid bodies greater than 1 mm. It also ensures protection from dripping, spraying and splashing water in any direction*
IP54	*The IP 54 rating ensures complete protection from penetrating solid bodies as well as dripping, spraying and splashing water in any direction. This insulation rating ensures protection from dust ingress and penetrating liquids which must not damage the equipment.*
IP55	*The IP 55 rating ensures complete protection from penetrating solid bodies as well as from dripping, spraying, splashing water and water jets in any direction. Moreover, it must protect from dust ingress and penetrating liquids which must not damage the equipment*
IP65	*The IP 65 rating ensures complete protection from penetrating solid bodies as well as dripping, spraying, splashing water and water jets in any direction. With this insulation rating, penetrating liquids must not damage the equipment.*
IP66	*The IP 66 rating ensures complete protection from penetrating solid bodies and dust ingress, as well as from dripping, spraying, splashing water, sea storms and strong water jets in any direction. In this case as well, penetrating liquids must not damage the equipment*
IP67	*The IP67 rating ensures complete protection from penetrating solid bodies and dust ingress, and from temporary immersion in water for 30 minutes at a depth of 1 metre*
IP68	*The IP68 rating ensures complete protection from penetrating solid bodies and dust ingress, from permanent immersion in water at a depth of 1 metre*
IP68-xx	*The IP68-xx rating ensures complete protection from penetrating solid bodies and dust ingress, from permanent immersion in water at a depth of xx metres*



Sistemi di controllo
Control systems

1-10Vdc

Controllo dell'illuminazione in modo facile, elegante ed energeticamente efficiente con un dimming continuo. Permette una riduzione dei costi dell'illuminazione e del consumo di energia. Per tutti i componenti necessari vi consigliamo di fare riferimento al catalogo Relco Components scaricabile dal sito.

Easy access mode for controlling the illumination, elegant and energy-efficient through a continuous dimming. It permits a sensible cost-reduction of the illumination energy-consume. For all required components, please refer to the Relco Components catalogue which can be downloaded from the website.

DALI 2

Digital **A**dress **L**ighting **I**nterface

La regolazione mediante l'interfaccia digitale DALI (Digital Addressable Lighting Interface) rappresenta l'evoluzione della regolazione analogica. Questa interfaccia è stata sviluppata comunemente dai più importanti produttori di alimentatori elettronici per realizzare uno standard di regolazione comune all'industria mondiale illuminotecnica.
Caratteristiche principali della REGOLAZIONE DALI
- Memorizzazione di scenari luminosi;
- Messaggi per lampada guasta o a fine vita;
- Nessun problema con le fasi della rete;
- Nessuna necessità di rispettare la polarità dei cavi di regolazione;
- Possibilità di assegnare un indirizzo univoco ad ogni dispositivo connesso.

Regulation by means of DALI (Digital Addressable Lighting Interface) digital interface represents an evolution in analogical regulation. This interface has been jointly developed by the most important producers of electronic drivers to create a standard regulation for the lighting engineering industry all over the world.
Main features of the DALI REGULATION
- Memory function of light scenes;
- Messages for breakdown or end of life of the lamp;
- No problem with the phases of the supply mains;
- No need to observe the polarity of the regulation cables;
- Possibility to assign a unique address to each connected device.

DALI 2 PUSH

Sistema di controllo con l'utilizzo di pulsanti standard per la gestione della tesnione di rete al fine di regolare il flusso luminoso. Con una brve pressione si potranno accendere, spegnere e regolare i driver collegati. Il funzionamento può essere effettuato da più punti. Soluzione integrabile con sensore si luce.

Control system with the use of standard buttons for managing the mains voltage in order to adjust the luminous flux. With a short press the connected drivers can be switched on, off and adjusted. Operation can be carried out from several points. Solution that can be integrated with light sensor.

Wireless Bluetooth

Sistema di controllo puntuale dell'impianto mediante tecnologia senza la necessità dell'installazione di cavi elettrici.
La gestione è possibile mediante telecomando e/o smartphone.

Thorough installation control system via technology not requiring electrical cables to be laid.
Management is possible via remote control and/or smartphone.

DMX

Protocollo per illuminazione dinamica.
Il tempo di reazione è immediato e il numero di apparecchi che si può controllare è praticamente illimitato. DMX può essere utilizzato anche per la dimmerazione delle luci di impianti sportivi.
DMX consente un'intera gamma di effetti scenici; il monitoraggio di ogni apparecchio di illuminazione e una configurazione facile da eseguire attraverso le funzioni DMX autoindirizzanti.

Dynamic lighting protocol.
The reaction time is immediate and the number of devices that can be controlled is practically unlimited. DMX can also be used for dimming the lights of sports facilities.
DMX allows a whole range of scenic effects; the monitoring of each luminaire and an easy configuration through the self-addressing DMX functions.



Sensori di luminosità/presenza
Consentono un utilizzo intelligente della luce di spazi altrimenti difficilmente gestibili, ottenendo così importanti risparmi di energia.
L'uso dei sensori è consigliato in ambienti in cui vi sia un'occupazione saltuaria o dove è necessario un livello di illuminamento costante.

Brightness/presence sensor
They do permit a very flexible utilization of the light in difficulties spaces, handled by a stable concept of illumination.
In addition, they do permit the easy handling and control of the in line with the different needs, obtaining important energy saving.

Legenda simboli - *Symbols legend*

colour	Colore apparecchio - *Surface finish*
W	Watt
pcs	Quantità minima ordinabile - *Minimum quantity to be ordered*
Kg	Peso netto in Kg del prodotto - *Net product weight in Kg*
time/flux	Autonomia/flusso - *Duration/flux*
A	Ampere
Hz	Frequenza - *Frequency*
V	Volt
colour	Colore apparecchio - *Lamp colour*
time/flux	Autonomia/flusso - *Duration/flux*
Hz	Frequenza - *Frequency*
LED	Tipo di LED - *LED type*
S	Corpo apparecchio - *Body*
S + L	Corpo apparecchio + lampada - *Body + bulb*
CELL	Corpo apparecchio + alimentazione elettronica + scheda LED *Body + driver + circuit LED*
CELL-E	Corpo apparecchio + alimentazione elettronica + lampada + emergenza *Body + driver + Bulb + emergency kit*
Art. S	Installazione a sospensione *Suspended installation*
Art. R	Installazione ad incasso *Recessed installation*
Art. C	Installazione a plafone *Ceiling installation*
	Rotazione dell'apparecchio sull'asse verticale e orizzontale *Rotation of the device on the vertical and horizontal axis*
	Dotato di vetro di protezione temperato *Equipped with tempered protection glass*
	Apparecchio costruito con materiali riciclabili *This device is made of recyclable materials*
850°	Apparecchio che resiste alla prova del filo incandescente *The device passes the glow wire test*
	Con isolamento funzionale in ogni parte e terminale o morsetto di terra se fisso *With functional isolation in each part and terminal or ground clamp if fixed*
	Con doppio isolamento, senza dispositivi per la messa a terra *With double insulation, without ground devices*
III	Apparecchio in bassa tensione di sicurezza. *Safety low voltage device.*
+40 C -20	Temperatura ambiente di fuzionamento - *Operating ambient temperature*
CRI	Indice di Resa Cromatica *Color Rendering Index*
	Apparecchi calpestabili e/o carrabili con bassa emissione di calore sul diffusore. *Walkover or/and drive over fitting with low heat emission on the diffuser*
HE	HIGH EFFICIENCY
	Prodotto dotato di kit d'emergenza *Article with emergency kit*

Lm/W	Efficienza lm/W apparecchio - *Efficiency lm/W unit*
nominal lm tc = 25°C	Efficienza della sorgente luminosa - *Efficiency of the light source*
lm output *	Efficienza luminosa effettiva dell'apparecchio *Effective luminous efficiency of the fixture*
IECEE	Prodotto con certificazione CB *Product with CB certificate*
CAM	Prodotto conforme alle direttive **D.M. 11 Ottobre 2017** *In compliance with the directives **D.M. 11 Ottobre 2017***
	Dimensioni foro incasso *Hole for fitting dimensions*
IP	Resistenza dell'apparecchio alla penetrazione di liquidi o solidi *Devices resistance to the penetration of liquids or solids*
IK	Grado di resistenza agli urti *Impact resistance degree*
FULL COLOR	LED COB full color
R G B	LED SMD singol color
IP 65	Resistenza dell'apparecchio alla penetrazione di liquidi o solidi *Devices resistance to the penetration of liquids or solids*
RGB	LED COB FULL COLOR
K	Temperatura di colore in Kelvin *Kelvin colour temperature*
3000K	Temperatura di colore in Kelvin - luce calda *Kelvin color temperature - warm white*
4000K	Temperatura di colore in Kelvin - luce neutra *Kelvin color temperature - day lights*
6000K	Temperatura di colore in Kelvin - luce fredda *Kelvin color temperature - cool lights*
Neutra Neutral 4000K	A richiesta 4000K *On request 4000K*
Fredda Cool 6000K	A richiesta 6000K - *On request 6000K*
1-10Vdc	Controllo dell'illuminazione in modo facile, con un dimming continuo. *Easy access mode for controlling the illumination, a continuous dimming.*
DALI 2 PUSH	Sistema di controllo della luminosità attraverso pusanti NA DALI 2 *Brightness control system through NO buttons* DALI 2
DRIVER INCLUDED	Driver incluso nel prodotto *Driver included in the product*
DRIVER NOT INCLUDED	Driver non incluso, da ordinare a parte *Not included driver, to be ordered separately*
	**Tutti gli apparecchi di illuminazione di questo catalogo utilizzano un Driver LED "MULTIPOWER". A richiesta, per quantità, è possibile cambiare in fabbrica la taratura della corrente e, di conseguenza potenza (W) e Lumen (Lm)** ***All the luminaires in this catalog use a "MULTIPOWER" LED Driver. On request, for quantity, it is possible to change the current calibration in the factory and, consequently, power (W) and Lumen (Lm)***

* **Lm Output**	La certificazione fotometrica dei nostri apparecchi viene sempre effettuata da un laboratorio fotometrico esterno. Efficienza luminosa e Lumen Output sono quindi il risultato di un ente terzo, in alcun modo vincolato a Relco S.r.l. Il Flusso luminoso output riportato indica il flusso uscente dell'apparecchio di illuminazione con una tolleranza ± 10% rispetto al valore indicato. *The photometric certification of our appliances is always carried out by an external photometric laboratory.* *Luminous efficiency and Lumen Output are therefore the result of a third party, in no way bound to Relco S.r.l.* *The reported output luminous flux indicates the output flux of the lighting fixture with a tolerance of ± 10% compared to the indicated value.*

Legenda simboli - *Symbols legend*

Applicazione apparecchi - *Appliance application*	
CHURCH	Adatto per installazione in luoghi di culto. *Suitable for installation in places of worship.*
HOTEL	Adatto per installazione in Hotel, Aberghi e luoghi di soggiorno. *Suitable for installation in hotels and places to stay.*
SCHOOL 1+1=2 ABC	Adatto per installazione in aule scolastiche. *Suitable for installation in classrooms.*
OFFICE	Adatto per installazione in uffici con stazionamento di addetti a videoterminale. *Suitable for installation in offices with employees working at video terminals.*
OFFICE	Adatto per installazione in uffici, corridoi, sale riunioni. *Suitable for installation in offices, corridors, meeting rooms.*
GYM	Adatto per installazione in palestre, centri sportivi. *Suitable for installation in gyms, sports centres.*
ART	Adatto per illuminazione di opere d'arte, quadri. *Suitable for lighting works of art, paintings.*
HOSPITAL	Adatto per installazione in Ospedale. *Suitable for installation in hospitals.*
MARKET	Adatto per installazione in Ipermercati, Supermercati. *Suitable for installation in hypermarkets, supermarkets.*
RETAIL	Adatto per installazione in negozi in genere. *Suitable for installation in shops in general.*
PARKING	Adatto per installazione in parcheggi. *Suitable for installation in car parks.*
OUTDOOR	Adatto per installazione all'aperto, terrazzi anche scoperti. *Suitable for installation outdoors, even open terraces.*
TOILET	Adatto per installazione in bagni. *Suitable for installation in bathrooms.*
WET	Adatto per installazione in zone umide. *Suitable for installation in wet areas.*

Colore corpo apparecchi - *Luminaire body color*	
B	Bianco - *White*
N	Nero - *Black*
G	Grigio - *Grey*
AS	Argento sabbiato - *Sanded silver*
S	Argento - *Silver*
A	Alluminio lucido - *Polished aluminum*
T	Trasparente - *Transparent*
C	Cromo - *Chrome*
O	Oro - *Gold*
AR	Argento lucido - Polished Silver
	Trasparente - Transparent
	Specchio - Mirror
S	Vetro satinato - Frosted glass
F	Vetro fumè - Fumè glass
	Cromo - Chrome
	Rame - Copper

Apparecchi in emergenza - *Emergency wired luminaires*

Apparecchi di illuminazione cablati in emergenza

Relco nella politica di offrire un servizio migliore alla clientela, ha deciso di utilizzare nei sui apparecchi di illuminazione dotati di emergenza, solo INVERTER PER EMERGENZA CON AUTOTEST.

Emergency wired luminaires

Relco in its policy of offering a better service to customers, has decided to use only EMERGENCY INVERTER WITH SELF-TEST in its luminaires equipped with emergency.

Le norme europee EN 1838, EN 60598-2-22, relative ai sistemi di illuminazione di emergenza, impongono che periodicamente, siano effettuati dei test per verificare sia il funzionamento sia l'efficienza (durata in emergenza) degli apparecchi di illuminazione che svolgono anche la funzione di illuminazione di emergenza. Questo costringe i manutentori dell'impianto ad interrompere la linea di alimentazione ed effettuare test con cadenza settimanale (test funzionale), e con cadenza trimestrale o annuale (test di autonomia).

Con i nostri kit di emergenza con autotest (conformi alla normativa europea EN 62034) queste prove vengono svolte automaticamente con cadenza programmabile in fase di installazione. Inoltre il nostro inverter analizza i tempi di normale accensione e spegnimento dell'apparecchio ed effettua (qualora possibile) i test nelle ore di assenza delle persone.

Eventuali anomalie sono segnalate tramite un indicatore (led) rosso verde.

A partire dal colore della segnalazione è possibile stabilire in maniera univoca gli eventuali problemi di funzionamento come evidenziato nella tabella seguente.

The European standards EN 1838, EN 60598-2-22, relating to emergency lighting systems, require that tests be periodically carried out to verify both the functioning and the efficiency (duration in emergency) of the lighting fixtures which also the emergency lighting function. This forces the system maintainers to interrupt the power supply line and carry out tests on a weekly basis (functional test), and on a quarterly or annual basis (autonomy test).

With our emergency kits with self-test (complying with European standard EN 62034) these tests are carried out automatically with a programmable cadence during installation.

Furthermore, our inverter analyzes the normal switching on and off times of the appliance and carries out (where possible) the tests in the hours when people are absent.

Any anomalies are signaled by a red-green indicator (led). Starting from the color of the signal, it is possible to unequivocally establish any functioning problems as shown in the following table.

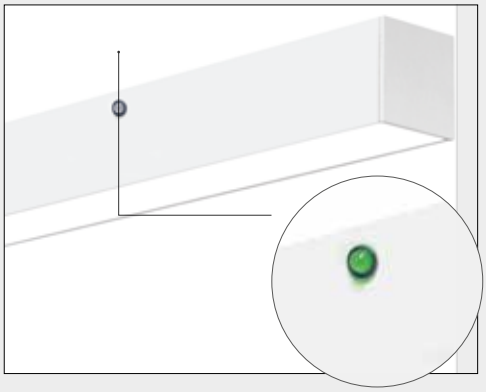

Colore LED - *LED indication*	**Stato - *Status***
Verde fisso - Permanent Green	Batteria carica o in carica - Battery charge or charging
Verde lampeggiante - Flashing Green	Funzione TEST avviata - TEST in progress
Verde lampeggiante lento (1s ON - 1s OFF) Slow flashing green (1s ON - 1s OFF)	TEST di autonomia avviato Autonomy TEST in progress
Rosso fisso - Permanent Red	Lampada guasta - Lamp failure
Rosso lampeggio veloce (0,1s ON - 0,1s OFF) Fast flashing Red (0,1s ON - 0,1s OFF)	Guasto circuito di ricarica - Charging failure
Lampeggio Rosso lento (1s ON - 1s OFF) Slow flashing Red (1s ON - 1s OFF)	Batteria guasta - Battery failure
Verde e Rosso OFF - Green and Red OFF	Emergenza ON - Emergency ON

Termini e condizioni di garanzia - *Warranty terms and conditions*

La garanzia è applicabile solo quando:

1. I prodotti sono installati, utilizzati e mantenuti in conformità alle specifiche tecniche indicate nella marcatura del prodotto (con riferimento specifico al voltaggio e alla temperatura di funzionamento), alle istruzioni fornite insieme al prodotto e alle norme vigenti.
2. L'installazione e la manutenzione sono eseguite da personale tecnico qualificato.
3. Il difetto segnalato pregiudica il funzionamento del prodotto.
4. Il prodotto non è stato in alcun modo modificato, alterato o trattato con agenti chimici o in qualsiasi altra maniera, senza previa autorizzazione scritta di Relco S.r.l.
5. Il prodotto oggetto della garanzia è messo a disposizione di Relco S.r.l. per ulteriori analisi tecniche e per il tempo necessario al il suo svolgimento.
6. Il difetto deve essere denunciato per iscritto a Relco S.r.l. entro 30 (trenta) giorni dalla data del ricevimento dei prodotti (in caso di difetti apparenti) o dalla scoperta del difetto (in caso di difetti occulti).
7. La garanzia ha effetto immediato dalla data di acquisto e farà fede la data della fattura di vendita.
8. Periodi di garanzia superiori a 24 mesi potranno essere richiesti dall'acquirente e verranno accordati dopo aver valutato le condizioni di applicazione specifiche.

Nel caso in cui il difetto venga riconosciuto, Relco S.r.l. sceglierà, a sua discrezione, se riparare o sostituire il prodotto con lo stesso prodotto o con prodotti equivalenti, tenendo in considerazione l'evoluzione tecnica dei prodotti e dei loro componenti.
Qualsiasi intervento tecnico o sostituzione (parziale o completa) del prodotto effettuato in garanzia non darà comunque diritto a prolungamenti o rinnovi della stessa oltre i 5 (cinque) anni dalla data della fornitura, in quanto la relazione legale tra le parti non è rinnovata.
La riparazione o la sostituzione del Prodotto, non include costi o spese per la rimozione o reinstallazione. Relco S.r.l. non rimborserà alcuna perdita consequenziale subita a causa di un prodotto difettoso, come ad esempio costi di spedizione, costi di assemblaggio, costi di installazione in loco, perdita di profitto, costi complessivi degli acquirenti.

Esclusioni e limitazioni
La presente garanzia non include:

A. I costi e le spese della manodopera, costi e spese delle attrezzature magazzino e qualsiasi altro costo extra relativo e/o risultante da qualsiasi lavoro necessario per riparare il difetto (es. costi/spese del montaggio e smontaggio, trasporto degli apparecchi difettosi, da riparare e nuovi prodotti) saranno a carico del cliente.
B. I componenti elettrici soggetti ad usura che sono assimilabili a materiale di consumo (ad esempio, batterie).
C. I prodotti realizzati su specifica richiesta del cliente e da lui approvati.
D. Danni al prodotto dovuti a negligenza, al trasporto o ad eventuali imprevisti e di prevedibili situazioni che non rientrino nelle normali condizioni di utilizzo di cui al punto 1 (ad esempio scariche elettriche e fulmini);

La presente garanzia speciale non si applica se l'apparecchio non è usato per lo scopo per cui è stato realizzato;
La presente garanzia non garantisce l'integrità della verniciatura quando il prodotto viene utilizzato in un ambiente salino o in presenza di agenti corrosivi.
In nessun caso Relco S.r.l sarà responsabile per danni accidentali, compensativi, consequenziali, indiretti, speciali o altri danni.
La responsabilità di Relco S.r.l. per un difetto del prodotto sarà in ogni caso limitata alla somma pagata per quel prodotto difettoso.
Il decadimento del flusso è un fenomeno previsto durante la vita del LED e è quindi non protetto da garanzia.

Controversie Tecniche
In caso di controversia tecnica le parti sottoporranno il prodotto in contestazione a perizia di Esperto Terzo nominato di comune accordo o, in mancanza di accordo, dal Presidente del Tribunale di Milano.
La valutazione dell'esperto sarà vincolante per entrambe le Parti.
Le spese verranno sostenute dalle Parti in misura del 50% ciascuna.

The conventional warranty applies only when:

1. *The products are installed, used and maintained in accordance with the technical specifications reported on the product's marking (with specific reference to the operating voltage and temperature), with the instructions provided with the product and with current standards.*
2. *Installation and maintenance are carried out by qualified technical personnel.*
3. *The reported defect affects the operartion of the products.*
4. *The product has not been in any way modified, altered or treated with chemicals or in any other way without the prior written consent of Relco S.r.l.*
5. *The product covered by the warranty is made available by Relco S.r.l. for further technical analyses and for the time required to conduct them.*
6. *The defect must be notified in writing to Relco S.r.l. within 30 (thirty) days from the date of receipt of the goods (in case of visible defects) or from the discovery of the defect (in case of hidden defects).*
7. *The warranty has immediate effect from the purchase date, the invoice date serving as proof;*
8. *Warranty periods exceeding 24 months may be requested by the Purchaser and will be agreed after assessing the specific application conditions.*

In case of the defect is acknowledged by Relco S.r.l., the latter will choose at its discretion whether to repair or replace the product with the same product or with equivalent products, by taking into account the technical evolution of the products and of their components.
Any technical intervention or replacement (partial or complete) of the product made during the period covered by the warranty will not provide entitlement to extensions or renewals thereof beyond 5 (five) years from the date of supply, as the legal relationship between the parties has not been renewed.
The repair or replacement of the product does not include costs or expenses for removal or reinstallation. Relco S.r.l. shall not be held liable and therefore shall not refund any consequential loss suffered as a result of a defective product, such as costs and shipping, assembly costs, on-site installation costs, loss of profit, the total costs of the buyers.

Exclusions and limitations
This commercial warranty does not include:

A. *Costs and expenses for labour, equipment/warehouse costs and expenses and any other extra cost relating to and/or resulting from any work needed to repair the defect (e.g. costs and expenses for assembly/disassembly, transportation of defective appliances to be repaired and new products will be held by the customer);*
B. *Electrical components subject to wear that are considered wear material (e.g. batteries, etc.)*
C. *Products manufactured based on specific customer request, and approved by him;*
D. *Damage to the product due to negligence, transport, unforeseen and unforeseeable events that do not fall under the normal conditions of use of 1 (such as electric shocks and lightning).*

This special warranty does not apply if the appliance is not used for the purpose it was manufactured for;
This warranty does not guarantee the paintwork will remain intact when the product is used in a saline environment or in the presence of corrosive agents.
RelcoS.r.l. will not, under any circumstances, be responsible for accidental, compensatory, consequential, indirect, special or other kind of damage. The responsibility for Relco S.r.l. for a product defect will be in any case limited to the amount paid for that defective product.
The depreciation of the flow is a phenomenon expected during the life of the LED and is therefore not protected by warranty.

Technical disputes
In the event of a technical dispute, the parties will have the product examined by a third-expert expert appointed by mutual agreement or, if no agreement is reached, by the president of the Court of Milan.
The evaluation of the expert will be binding for both parties.
Each party will cover 50% of the expenses.

Condizioni Generali di vendita - *General sales conditions*

Il presente listino sostituisce ed annulla tutte le precedenti edizioni.

This price list replaces and cancels all previous editions.

Condizioni generali

Spedizione Italia:

Per poter ottenere il portofranco è necessario effettuare un ordine di almeno Euro 1.500, diversamente il cliente avrà un addebito in fattura del 2.5%.
Importo minimo fatturabile Euro 300.
La merce sarà evasa nel rispetto della quantità di cubetto o relativi multipli. Per eventuali richieste di disimballo sarà applicato un sovrapprezzo del 10%.

Imballo cartone
Gratis. La merce viaggia a rischio e pericolo del committente. Trascorsi 8 giorni dal ricevimento merce non si accettano contestazioni.

Pagamento
Per i nuovi clienti ad avviso di merce pronta; per i clienti abituali trascorsi termini di pagamento concordati verranno addebitati gli interessi di mora.
Foro competente Milano.

Resi
Prima di effettuare un reso è necessario richiedere e ottenere, a mezzo mail/fax, l'autorizzazione del nostro ufficio commerciale o del nostro agente di zona per concordarne le modalità. I resi inviati in porto assegnato e/o senza autorizzazione saranno respinti. Le riparazioni/sostituzioni vengono evase non prima di 30 giorni.
Quando il regolatore svolge funzioni vitali nell'impianto sarà necessario prevedere un'adeguata scorta o riserva fredda.
Non si effettuano sostituzioni anticipate.
Nel caso di errori di spedizione o di ordine, il prodotto deve essere reso imballato come all'origine.

Assicurazione RCP (responsabilità civile prodotti)
I prodotti Relco S.r.l. sono marcati e in molti casi Omologati IMQ, VDE, ENEC ecc. per il dettaglio delle omologazioni vedi pagine interne. Tutti i prodotti Relco S.r.l. sono inoltre coperti da una speciale poliza RCP valida in tutto il mondo stipulata con una tra le più prestigiose compagnie di assicurazione.

RELCO S.r.l., persegue una politica di continua ricerca e sviluppo, quindi si riserva di variare in qualsiasi momento e senza preavviso le caratteristiche dei prodotti illustrati. Le informazioni di questo catalogo svolgono un'azione esclusivamente informativa, ed essendo soggette a continue variazioni, non devono essere prese come un impegno da parte di Relco S.r.l.
Relco S.r.l. non si assume alcuna responsabilità per eventuali errori che si possono riscontrare nel presente catalogo. Nessuna parte di questo stampato può essere riprodotto, memorizzato, archiviato o trasmesso in qualsiasi forma o con qualsiasi mezzo elettronico, meccanico o altro, senza previa autorizzazione scritta di Relco S.r.l.

General conditions

Ex works minimum invoice charge € 2,500, otherwise the customer will be charged 2.5% on the invoice. Minimum invoice charge 300 euros.
The goods will be processed according to cube-based amounts or relative multiples. A 10% charge will be applied on any unpacking requests.

Cardboard packaging
Free. Goods travel at the risk and peril of the client. Complaints must be submitted no later than 8 days after receipt of the goods.

Payment
On being informed that the goods are ready (for new clients); after the agreed deadline for the payment default, interest will be charged (for regular clients). Any disputes shall be settled by the court of Milan.

Returns
Before returning any goods, you need to request and obtain authorisation via email/fax from our sales office or our local representative to agree on how they will be returned. Goods sent on a carriage forward basis and/or without authorisation will be rejected. Repairs/replacements will not be processed for 30 days. Provide for an adequate stock or cold reserve when the dimmer performs essential functions in the system.
We do not provide replacements in advance.
In case of shipping or order errors, the product must be returned in its original packaging.

RCP insurance (civil liability on products)
Relco S.r.l. products are marked and in many cases type approved IMQ, VDE, ENEC, etc. Please see internal pages for details on type-approval. Moreover, all Relco S.r.l. products are covered by a special RCP insurance policy with one of the top insurance companies, which is valid in any country worldwide.

RELCO S.r.l. pursues a policy of continuous research and development and therefore reserves the right to change the characteristics of the products without prior warning. The information in this catalogue is only meant for informative purposes and is subject to constant changes, which means that it must not be considered as a commitment on behalf of Relco S.r.l.
Relco S.r.l. shall not be liable for any errors reported in this catalogue. No part of this publication can be reproduced, saved, filed or transmitted under any form and by any electronic, mechanical or any other kind of means without the prior permission in writing of Relco S.r.l.